

RESEARCH ARTICLE

The COVID-19 Conundrum: Keeping safe while becoming inactive. A rapid review of physical activity, sedentary behaviour, and exercise in adults by gender and age

Alex Christensen¹*, Suzanne Bond¹, James McKenna

Carnegie School of Sport, Leeds Beckett University, Leeds, United Kingdom

* These authors contributed equally to this work.

* Alex.christensen@leedsbeckett.ac.uk

Abstract

Background

Coronavirus (COVID-19) has severely impacted lifestyles worldwide. Responses to COVID-19 have intentionally restricted the factors that encourage regular and frequent PA; opportunity, capability and motivation. However, the effects of these restrictions are likely to have differed by gender and age and different intensities of PA. This rapid review builds on previous evidence by synthesising the global impact of COVID-19 on adult PA through specific intensities and types of PA and evaluating this by gender and age.

Methods

A rapid systematic search of seven electronic databases (PubMed, MEDLINE, CINAHL, SPORTDiscus, Academic Search Complete, APA PsycInfo, and APA PsycArticles) was performed from December 2019 to January 2021. Studies investigating adult change in PA, exercise or sedentary behaviour due to COVID-19 were included.

Results

From an initial database search identifying 3,863 articles, 66 remained for synthesis after applying eligibility criteria. Results demonstrate decreases among all intensities and types of PA—walking (6 out of 7 papers), moderate-only (5 out of 6 papers), vigorous-only (5 out of 6 papers) and MVPA (4 out of 5 papers); as well as overall PA (14–72% participants reported a decrease). Reflecting that COVID-19 responses were designed to have universal effects, they also achieved whole-society decreases in PA behaviour, accented in older age groups.

Conclusion

There is a universal need to address the low levels of PA post-COVID-19. The consequences of decreased PA across all intensities has powerful, potentially recoverable,

OPEN ACCESS

Citation: Christensen A, Bond S, McKenna J (2022) The COVID-19 Conundrum: Keeping safe while becoming inactive. A rapid review of physical activity, sedentary behaviour, and exercise in adults by gender and age. PLoS ONE 17(1): e0263053. <https://doi.org/10.1371/journal.pone.0263053>

Editor: Patrick Bergman, Linneaus University, SWEDEN

Received: April 17, 2021

Accepted: January 11, 2022

Published: January 27, 2022

Copyright: © 2022 Christensen et al. This is an open access article distributed under the terms of the [Creative Commons Attribution License](https://creativecommons.org/licenses/by/4.0/), which permits unrestricted use, distribution, and reproduction in any medium, provided the original author and source are credited.

Data Availability Statement: All relevant data are within the paper and its [Supporting information files](#).

Funding: The authors received no specific funding for this work.

Competing interests: The authors have declared that no competing interests exist.

impacts. Universal declines have implications for public health officials and PA advocates for post-COVID-19 initiatives to promote PA.

Introduction

As a highly transmissible disease, coronavirus (COVID-19) required physical distancing protocols and/or self-isolation [1,2]. In response, worldwide, governments mandated movement restrictions using quarantine and lockdowns. Although encouraged due to the numerous health benefits it provides [3], physical activity (PA), defined as any bodily movement produced by skeletal muscle that results in energy expenditure [4], has demonstrated reduced levels across the globe due to COVID-19 responses [5]. However, restrictions are likely to have had different effects according to gender and age [6,7]. Given that any behaviour is encouraged by a combination of capability, opportunity, and motivation (COM-B) [8], age and gender groups have varying needs and abilities that may impact their actions.

Capability, reflecting having the knowledge and ability to be physically active, declines as engagement reduces. COVID-19 restrictions undermined the usual PA prompts in daily life, such as remembering to be physically active when routines have changed [9]. For example, leaving home for work as a cue for active commuting. Physical deconditioning, accompanied by weight gain, are other examples of lost capability. However, it is likely that lost capability is exaggerated in certain groups. For example, aging is already characterised by rapid declines in levels of PA, loss of mobility and functional independence [10,11], therefore older adults may have an especially difficult time remaining active. Furthermore, older adults' fear of contracting COVID-19 may have exaggerated lost PA. Additionally, the closure of childcare centres and schools closing, profoundly altered childcare responsibilities [12], impacting individuals cognitive ability (e.g. headspace) and altering abilities to plan to be physically active [9]. Even before COVID-19, PA was lower in women with young children than those without [13].

Opportunities for PA also changed with quarantines and lockdowns. Closure of facilities left fewer places to be active, reducing opportunities to be active and to socially interact with others. Women are typically more reliant on social support to engage in PA [14], leaving them with greater challenges in remaining active. New opportunities may have also shifted the preferred intensities of PA. For example, early evidence from Sport England [15] and the Netherlands [16], demonstrate an increase in walking behaviour during COVID-19. However, disruptions to daily routines emerging from ill-health, grief, work instability, financial concerns and home schooling are likely to have impaired PA. As a result of the physical and social restrictions, embedding PA within daily routines may have been a challenge.

Motivation for being physically active involves both reflective (e.g. attitudes, confidence, intentions) and automatic (e.g. emotion and habit) processes [17]. Restrictions were effective in dramatically disrupting routines; given that routines cue automatic behavioural initiations, new cues are needed for new or different forms of PA [17]. In changing contexts, motivation for PA is easily lost with the competing stresses of lockdown. This may disproportionately impact women, who can be more prone to higher levels of anxiety and depression during periods of adversity [18,19], and older adults whose confidence declined as a result of being at greater risk from contracting the virus [20].

A recent systematic review identified, as a result of COVID-19, the majority of studies report a decrease in PA and an increase in sedentary behaviour across several populations [5]. Although extensive, that systematic review did not detail impacts on specific types of PA (e.g.

walking, moderate, vigorous) or effects by gender or age. Understanding these impacts will be central to optimising post-COVID-19 PA provision in order to target specific age groups and cohorts that may be in most need. Therefore, this rapid review aims to add to the literature base by synthesising the global impact of COVID-19 on adult PA through more specific intensities and types of PA and evaluating this by gender and age.

Methods

Design and search strategy

A rapid review was performed following the Cochrane rapid review methods recommendations [21]. This review was undertaken in consultation with Leeds City Council, which required a two-week deadline to provide in-depth synthesis of the current state of the science on the topic. Discussion with Leeds City Council informed and refined the research question, search strategy, and inclusion/exclusion criteria. A systematic search of electronic databases (PubMed, MEDLINE, CINAHL, SPORTDiscus, Academic Search Complete, APA PsycInfo, and APA PsycArticles) was performed from December 2019 (earliest reported case of COVID-19) to January 2021. The search strategy is outlined as follows: (covid OR covid-19 OR coronavirus OR sars-cov-2 OR n-CoV OR 2019-ncov OR lockdown) AND (physical activity OR active* OR exercise OR sedentary behaviour OR sedentary time OR walk* OR sport) AND (adult* OR older adults OR elderly). The search was performed on titles, abstracts and keywords. Due to the limited timeframe, no specific searches of grey literature was performed.

Study selection

The study selection process was performed in-line with rapid review guidelines [21]. Studies were eligible for inclusion if: (i) participants were healthy adults aged 18+ (e.g. no underlying health condition); (ii) a PA, exercise or sedentary behaviour outcome was assessed (e.g. moderate PA); (iii) studies assessed outcomes pre-COVID and during COVID or reported the change in behaviour; (iv) study was published in the English language. Only peer-reviewed papers were included. After eliminating duplicates, initial screening of titles and abstracts was undertaken by one researcher (AC) and exclusions checked by another (SB). Disagreements were resolved through discussion until agreement was reached. References that were not eliminated by the title or abstract were then evaluated for inclusion via full-text by one researcher (AC) and exclusions checked by another (SB).

Data extraction

Data relating to participant characteristics (i.e. age, gender), data collection method (e.g. questionnaire), data collection period (i.e. when questionnaire was launched and length of data collection) and PA, exercise or sedentary behaviour outcomes were extracted. One researcher (AC) extracted all data; another researcher (SB) verified the extracted data and amended as necessary. Amendments were shared with the first researcher and any disagreements were resolved through discussion, until agreement was reached. Where data were only presented in chart or graph format, WebPlotDigitizer v4.2, an online data extraction tool, was used to ascertain numerical values. WebPlotDigitizer report high validity and reliability and has been suggested for use in systematic reviews when numerical values aren't provided within a manuscript [22,23]. For ease of comparison, units were converted to one standard unit across all studies (e.g. sedentary time per day was converted from minutes to hours), where applicable.

Terminology

Within PA, there are several key concepts used; for clarity, definitions have been provided. PA is defined as any bodily movement produced by skeletal muscles that results in energy expenditure [4]. This includes the full range of human movement and includes everything from sport, walking, cycling, to general activities such as housework or gardening. PA can be further described by four dimensions: mode or type, frequency, duration, and intensity. PA is commonly referred to by its intensity (e.g. light, moderate, or vigorous) where the level of intensity is directly linked to energy expenditure, where the higher the intensity, the higher the energy expenditure [24]. Exercise, a sub-category of physical activity, is physical activity that is planned, structured, repetitive, and purposeful undertaken to promote health and/or fitness benefits [4]. Sedentary behaviour is defined as a cluster of individual behaviours, where sitting or lying is the dominant mode of posture [25]. Type of activity (i.e. physical activity, exercise, sedentary behaviour) was determined by the terminology used within the original study.

Assessment of methodological quality

The methodological quality of the included studies was assessed using the modified assessment scale [26–28] of Downs and Black [29]. A single reviewer (AC) rated risk of bias, with full verification of all judgements by a second reviewer (SB). In the case of disagreement further discussion was undertaken to achieve consensus. Previous literature [30] has used this assessment scale with 12 (numbers 1–4, 6, 7, 10–12, 16, 18, 20) of the 27 criteria that logically applied. A score of ‘0’ for “absent or insufficient detail provided” or ‘1’ for “item is described in sufficient detail” was assigned to the criteria. No studies were eliminated based on methodological quality.

Results

Identification and selection of studies

Through the original database search, 3,863 articles were identified. After applying eligibility criteria, 66 articles remained for synthesis (S1 Table). A flowchart of the decision-making process is provided in Fig 1.

Study characteristics

S1 Table provides the study characteristics from the 66 studies included in the rapid review. Studies were from all over the world, mainly from Europe (n = 29), Asia (n = 17), and North America (n = 10). Across the 66 studies there were 290,721 adult participants. Sixty-four studies reported gender participation; the percent of female participation ranged from 25% [31] to 95.6% [32]. Mean reported age ranged from 19 [33] to 79 years [34]. Only three studies [35–37] employed objective measures, while the remaining relied on subjective, self-report questionnaires.

Methodological quality

S2 Table shows the methodological quality assessment scores of the 66 studies included in the systematic review. The scores ranged from 5 (indicating lower methodological quality) to 10 (indicating higher methodological quality) with mean of 8.7 out of a maximum possible score of 12.

Physical activity

A total of 44 studies reported changes in PA as a result of the COVID-19 pandemic (S3 Table).

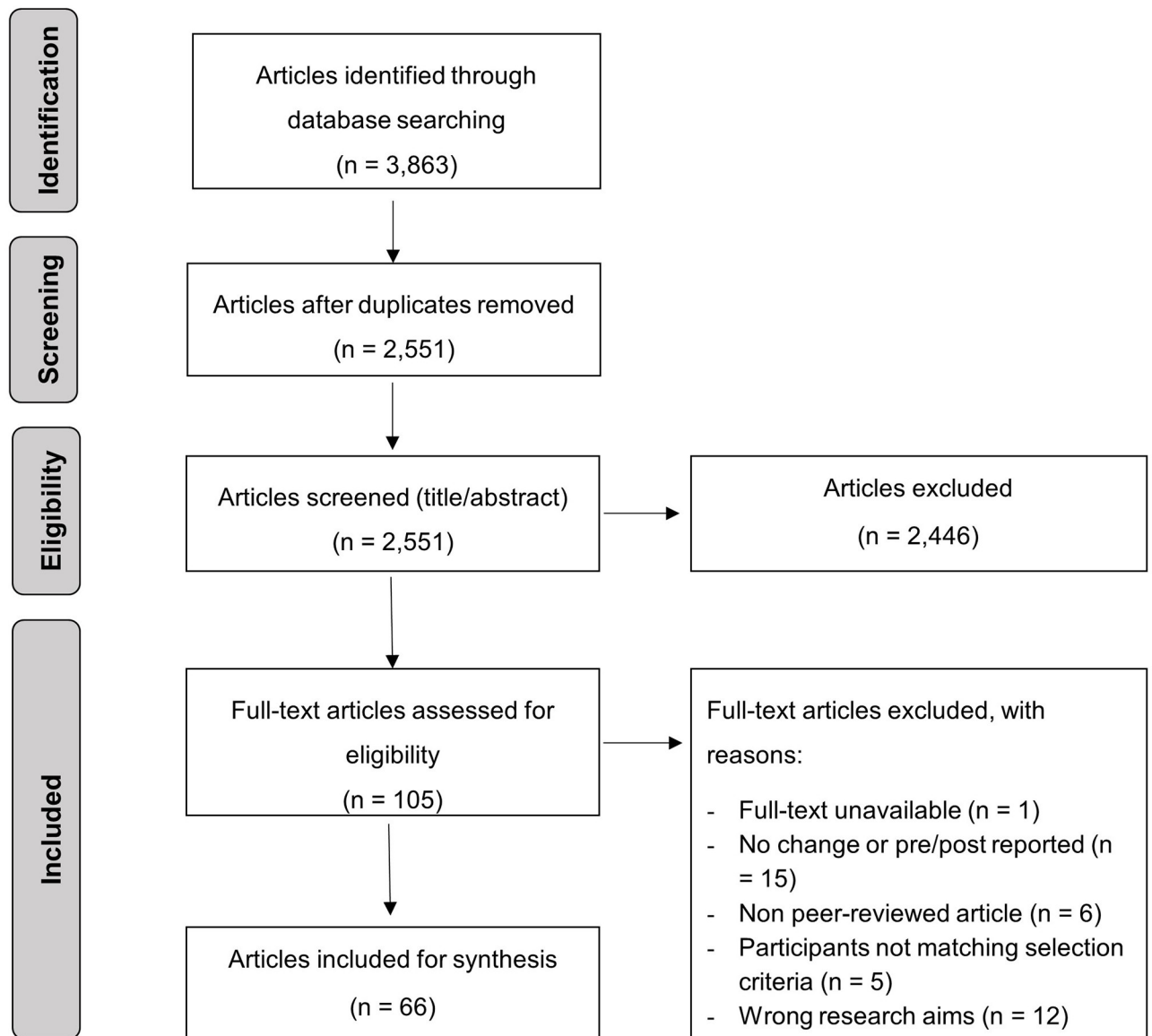


Fig 1. Flowchart of screening process and search results.

<https://doi.org/10.1371/journal.pone.0263053.g001>

The majority of studies ($n = 25$) [17,31,34,38–56] reported categories of change (increase, decrease, no change) in PA behaviour due to COVID-19 (Fig 2). Of these studies, 13 had the highest proportion of participants decrease their PA [17,34,42,44–48,52,54,56–58], while 10 studies reported mostly no change [31,38–41,43,48,49,53,55], and 2 studies reporting the highest proportion increasing their PA [50,51].

Across all 25 studies, the percentage of participants who reported a decrease in PA ranged from 14–72%, whereas no change in PA ranged from 11–77%, and those reporting an increase ranged from 3–46%.

Ten studies [59–68] reported time spent or metabolic equivalent (MET) in PA pre and during COVID-19. All but one study [64] reported a decrease in time or METs, with eight studies [59,60,62,63,65–68] reporting this decrease was statistically significant.

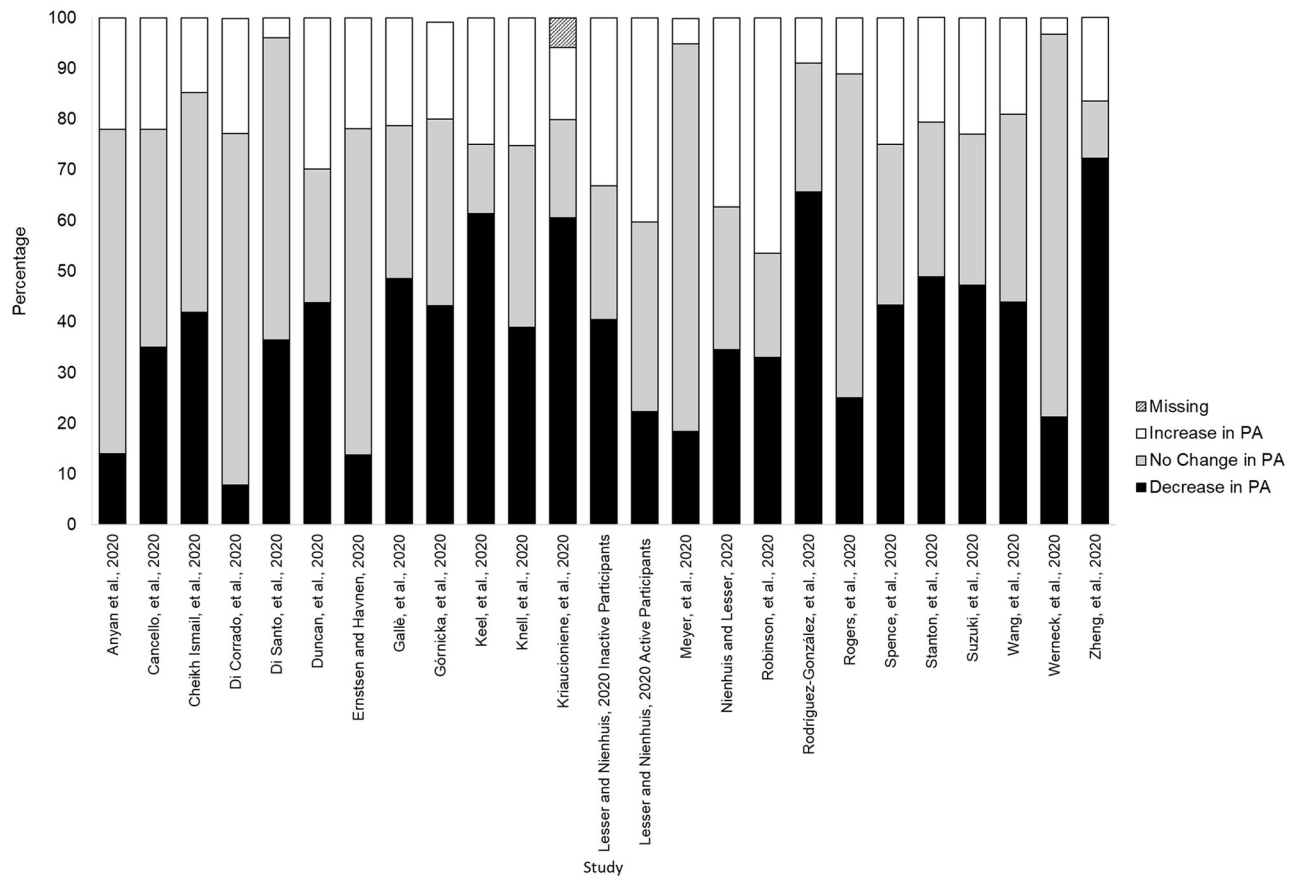


Fig 2. Studies reporting categories of change (increase, decrease, no change) in physical activity behaviour due to COVID-19.

<https://doi.org/10.1371/journal.pone.0263053.g002>

Gender differences. Ten studies [31,56,59,61,66,69–73] reported gender difference. Nine studies reported decreases in PA behaviour for both genders from pre to during COVID-19, with seven [31,56,59,70–73] of these studies reporting a similar decrease in both males and females. Two studies [61,69] reported a greater impact on male PA, with larger decreases in behaviour in comparison to females. In contrast, Romero-Blanco et al., (2020), found an increase in PA for both genders, however it was only a significant increase for females.

Age differences. Four studies reported PA by age [59,61,70,73]. Different age ranges were applied in each study, making it difficult to compare. Bourdas and Zacharakis (2020), Malta et al. (2020) and Zaworski et al. (2020) suggest the younger age groups were more active, however all age groups showed a decrease in activity as a result of the pandemic. Bourdas et al. (2020) found that those aged 70+ had the greatest decrease to PA levels. In contrast, Amini et al. (2020) found an increase in low activity levels in the 18–34 year group, and an increase of low and moderately active participants in the 35–64 year group.

Intensity specific physical activity

Seventeen studies [33,35–37,56,60,66,68,74–82] reported changes in activity by intensity (e.g. moderate PA) (S4 Table, Fig 3).

Six studies [35,56,60,66,68,74] reported time spent in both moderate level and vigorous level PA per week. Five studies reported statistically significant decrease in both moderate and

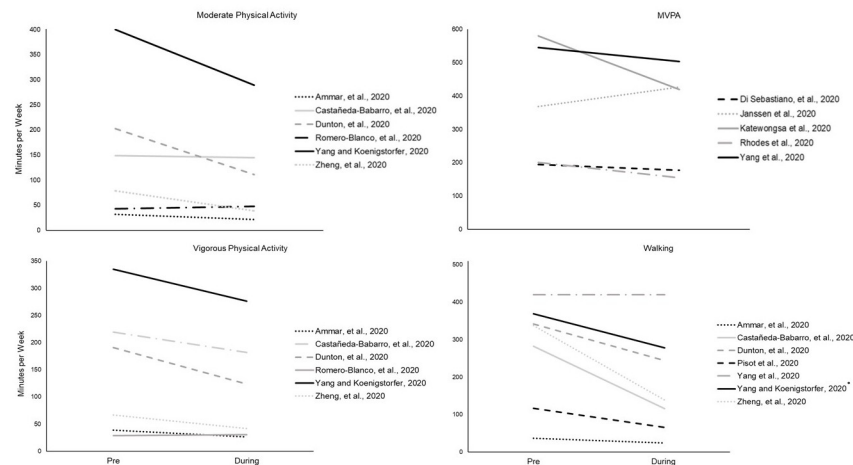


Fig 3. Change in moderate, vigorous, MVPA, and walking behaviour from pre- to during COVID-19. Asterisk indicates non-significant difference.

<https://doi.org/10.1371/journal.pone.0263053.g003>

vigorous level PA, while one [66] reported an increase in both, however this was not significant.

Five studies reported results by moderate-to-vigorous PA (MVPA) [77–79,81,82]. Four studies found a significant decrease in time spent in MVPA [77,79,81,82], while the fifth paper found a significant increase in time spent in MVPA [78].

Seven studies investigated change in time spent in walking behaviour [35,56,60,68,74,80,82]. Six studies reported decreases in time spent walking, five of which were statistically different [35,56,60,74,80], and one study [82] reported no change.

Three studies reported change in step counts [35,37,77]. All studies reported a decrease in step counts from pre to during COVID-19, two of which were statistically significant [35,77].

Gender differences. Three studies reported changes by gender [36,74,79]. Castañeda-Babarro et al. (2020) found that men reported a higher decrease in vigorous activities than women, however both men and women reduced walking time to a similar extent. Additionally, they found that men significantly reduced moderate activities while women significantly increased these activities. In contrast Katewongsa et al. (2020) found that men were more likely to have sufficient MVPA during the pandemic than women. He et al. (2020) reports a significant decline in both MVPA time and step count for both males and females.

Age differences. Two studies reported changes by age [74,79]. Castañeda-Babarro et al. (2020) found that the older adult population (age 55–65 years) decreased the amount of time they spent on vigorous activities the most, whereas for the youngest subjects (18–24 years), decreased moderate activities and walking time the most. Katewongsa et al. (2020) found that middle aged (40–64) adults were more likely to meet recommend MVPA than young adults (18–39).

Exercise

Twelve studies [32,39,51,54,76,83–89] reported changes in exercise as a result of the COVID-19 pandemic (S5 Table).

Seven studies [32,51,54,76,84,87,88] reported categories of change (increase, decrease, no change) in exercise behaviour due to COVID-19. Across the seven studies, a decrease in exercise behaviour ranged from 19–65%, whereas 15–63% reported no change in exercise behaviour, and between 11–45% reported an increase in exercise behaviour.

Three studies reported the amount of training pre and during the COVID-19 pandemic. Two studies [39,83] reported statistically significant decreases in the amount of training per week, while the third [85] reported a statistically significant higher frequency of training during COVID, when compared to the previous period.

One study [86] reported statistically significant less days and time spent exercise per week.

Gender differences. Two studies report exercise behaviour by gender [87,88]. Hu et al. (2020) found no significant difference by gender in change in time spent exercising. However, Lopez-Moreno et al. (2020) found significant differences by gender, with more men not performing exercise during confinement than women, and more women beginning to exercise during confinement than men.

Age differences. No studies investigated differences across age groups.

Sedentary behaviour

Eighteen studies [17,33,41,49,54,56,60,62,63,66,68,72,74,78,82,84,90,91] reported changes in sedentary behaviour as a result of the COVID-19 pandemic (S6 Table).

Eight studies [56,60,63,66,68,74,78,91] reported time spent in sedentary behaviour pre and during COVID-19 (Fig 4). All studies reported an increase in sedentary behaviour time, with all but one [68] being statistically significant.

Seven studies reported categories of change (increase, decrease, no change) in sedentary behaviour [17,41,49,54,72,84,90]. The percentage of participants reported a decrease in sedentary behaviour ranged from 3–15%, no change in sedentary behaviour ranged from 26–78%, and those reporting an increase ranged from 32–70%.

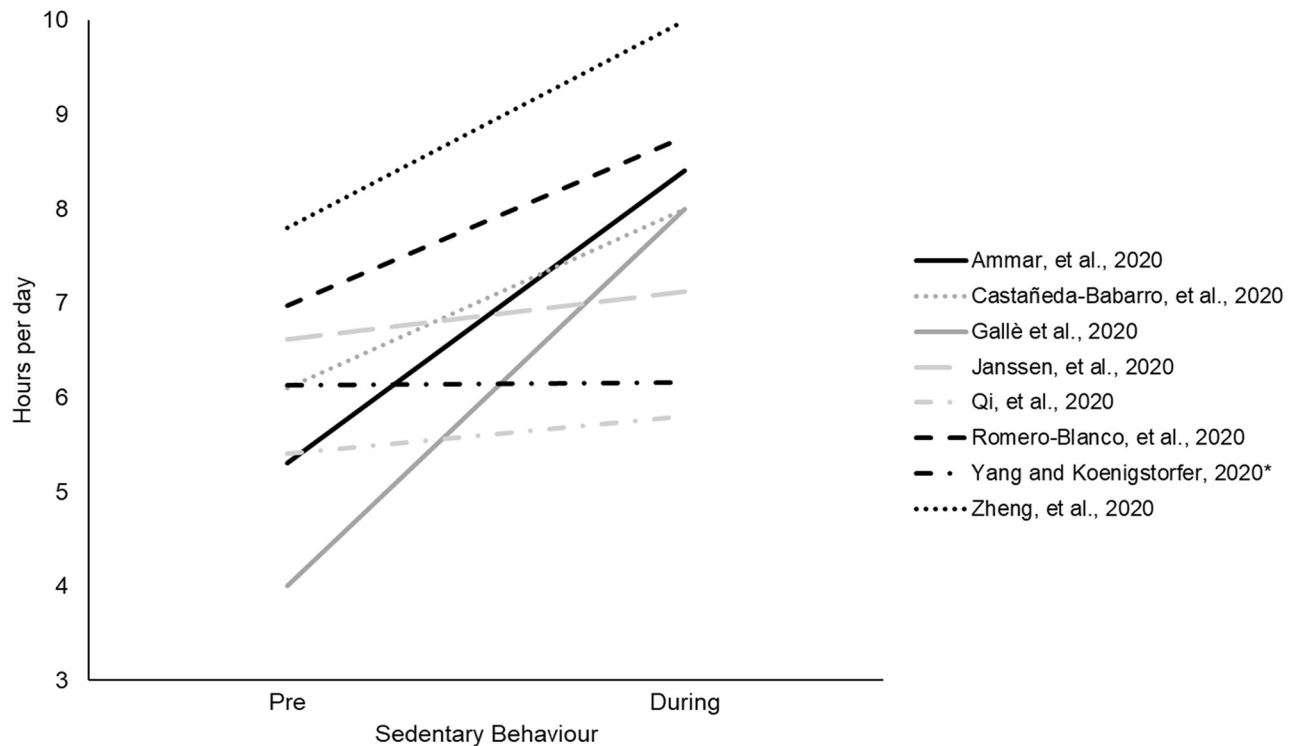


Fig 4. Change in time spent in sedentary behaviour from pre- to during COVID-19. Asterisk indicates non-significant difference.

<https://doi.org/10.1371/journal.pone.0263053.g004>

Three studies [33,62,82] reported sedentary behaviour by change in time during the workday and weekend. All studies reported a significant increase in sedentary behaviour for both the workday and weekend, from pre to during-COVID-19. One study [62] reported more of an increase on weekdays than weekends.

Gender differences. Only two studies reported change in sedentary behaviour by gender [72,74]. Yamada et al. (2020) did not report if the gender difference was significant or not. Castaneda-Babarro et al. (2020) found that sedentary behaviour had a statistically significant higher increase in men than women.

Age differences. Only one study [74], reported change in sedentary time by age. They found the youngest age group (18–24 years) compared to four older age groups (25–34 years; 35–44 years; 45–54 years; and 55–65 years) evidenced the greatest increase in sedentary time.

Discussion

This rapid review summarises the impact of COVID-19 by intensity-specific PA and sedentary behaviour in healthy adults, differentiated by age and gender. Based on 66 studies, this review identified similar decreases across all intensities of activity. Additionally, while most evidence suggests a similar generalised decrease in PA by gender through COVID-19, studies investigating change in PA by age were inconclusive.

Seen through a COM-B lens [8], this review underlines how COVID-19 impacted Capability, Opportunity and Motivation. These impacts have also reduced elements of PA that confer protection against a wide range of health conditions that continue to affect humans [3]. Importantly, given that further decreases in PA need to be prevented in future waves of COVID-19 and that PA now needs to be recovered across whole populations, COM-B may be used to plan for that. Utilising the COM-B concepts (Capability, Opportunity, and Motivation) through the widespread return of opportunities, activated to enhance motivation for initial—and then continued—involvement, delivered carefully to enhance physical, psychological and social capability provides a basic strategy for starting this recovery.

Results discovered a general decrease in PA, seen across all intensities of activity: walking (6 out of 7 papers), moderate-only (5 out of 6 papers), vigorous-only (5 out of 6 papers) and MVPA (4 out of 5 papers)—in conjunction with increased time spent sedentary (7 out of 8 papers). COVID-19 restrictions de-activated elements of COM-B, while also imposing powerful social and environmental barriers that reduced PA. Although the impacts were predictable, an avoidable, downward spiral ensued. Lost opportunity and capability resulted from the closure of gyms and leisure centres [92] and disruptions to daily routines [17]. Responding to this loss of access left many people unable to engage in new, different intensities of PA, leaving many people with days dominated by sedentary lifestyles.

Surprisingly, this review suggests a similar decrease in PA behaviour (7 out of 10 papers) for both genders. Restrictions were expected to impact women more than men [50] due to women reporting significantly higher depression and fatigue scores, and lower vigour [93], as well as experiencing more work-related changes [50], and being less protected from employment loss than men [94]; all factors are associated with decreased PA [93,95]. However, in reality, restrictions imposed new challenges for both men and women with the prolonged requirement for stay at home, the emergence of on-line learning and working from home, and sharing the demands for childcare or home schooling during restrictions [50,94]. While COVID-19 profoundly impacted daily life, these findings highlight that both men and women faced new barriers that impeded their PA behaviour due to different barriers. Overcoming these new barriers will require addressing the ‘context-dependent mechanisms’ [96] that undermine any combination of capability, opportunity and/or motivation. The goal should

not simply be to return PA levels back to ‘normal’ but to establish sustainable mechanisms to promote healthy behaviour as well as prevent potential further decreases in PA with additional COVID-19 waves.

Overall, when amalgamating the results by all types and intensities of activity the results for the impact of COVID-19 on activity by age are inconclusive, likely due to the lack of homogeneity amongst the studies. However, although different age ranges were applied, when solely assessing PA, evidence suggests older age groups reduced their PA more than younger age groups [61,70,73]. Older people experienced the highest direct risk of COVID-19, and although restrictions protected them [97–99], they also activated powerful mechanisms that reduced PA opportunity, capability, and motivation. This can be seen as a vicious spiral of effects. For example, the closure of leisure facilities removed key opportunities for social contact that many older adults rely on [99] and put them at greater risk of social isolation [97]. Capability was also undermined through feeling unsafe and less confident outside the home [100], as well as short-term physical inactivity (1–4 weeks) [70,101] bringing substantial deconditioning [102]. This combination highlights the disproportionate impact facing older adults [97–99]. Unaddressed, the associated negative chronic non-communicable diseases [102] will add strain to the healthcare system and will only worsen health inequalities [61,103]. Future research should seek to better understand the impact of COVID-19 on physical activity by age.

The limitations of a rapid review must be acknowledged. First, there was no search of grey literature or scan of references lists of included studies, and only papers published in English were included. Therefore, it could have resulted in missed articles that fit inclusion criteria. Secondly, as per rapid review guidelines [21], only one author (AC) initially went through the screening process. Although this was checked by another (SB), there is an increased likelihood of potential bias [104]. Thirdly, studies included within the review employed various instruments to assess PA; previous evidence has suggested that the measurement method may have a significant impact on the observed levels of physical activity [105]. To strengthen the translation of findings, this rapid review was conducted in collaboration with local council partners. The findings were well received and used to inform key policy discussions. However, the effectiveness of rapid reviews in terms of their ultimate impact on health policy decisions and service outcomes remains to be systematically considered.

Conclusion

This review presents a synthesis of the literature assessing the change in PA and sedentary behaviour among healthy adults from pre to during COVID-19 by gender and age. Overall, there were similar decreases in all intensities and types of activity by gender. Results remain inconclusive on the impact by age when amalgamating all types and intensities of activity, however, evidence could suggest older age groups reduced their PA more than younger age groups. These results have implications for public health officials and PA advocates for post-COVID-19 initiatives to promote PA.

Supporting information

S1 PRISMA checklist. PRISMA 2020 checklist.

(DOCX)

S1 Table. Study characteristics of included studies (n = 66).

(DOCX)

S2 Table. Methodological quality.

(DOCX)

S3 Table. Physical activity studies (n = 44).

(DOCX)

S4 Table. Intensity specific physical activity studies (n = 17).

(DOCX)

S5 Table. Exercise studies (n = 12).

(DOCX)

S6 Table. Sedentary behaviour studies (n = 18).

(DOCX)

S1 File. Cochrane rapid review methods guidelines.

(DOCX)

Acknowledgments

The authors would like to thank Leeds City Council for their contribution to this paper.

Author Contributions

Conceptualization: Alex Christensen, James McKenna.

Formal analysis: Alex Christensen, Suzanne Bond.

Investigation: Alex Christensen.

Methodology: Alex Christensen.

Supervision: James McKenna.

Writing – original draft: Alex Christensen, James McKenna.

Writing – review & editing: Alex Christensen, Suzanne Bond, James McKenna.

References

1. World Health Organisation. WHO Director-General's opening remarks at the media briefing on COVID-19—11 March 2020 online2020. <https://www.who.int/director-general/speeches/detail/who-director-general-s-opening-remarks-at-the-media-briefing-on-covid-19—11-march-2020>.
2. Kampf G, Todt D, Pfaender S, Steinmann E. Persistence of coronaviruses on inanimate surfaces and their inactivation with biocidal agents. *Journal of hospital infection*. 2020; 104(3):246–51.
3. Foster C, Reilly JP, Jago R, Murphy M, Skelton D, Cooper A, et al. Physical activity guidelines: UK chief medical officers' report, 2019. 2020.
4. Caspersen CJ, Powell KE, Christenson GM. Physical activity, exercise, and physical fitness: definitions and distinctions for health-related research. *Public health reports*. 1985; 100(2):126. PMID: [3920711](https://pubmed.ncbi.nlm.nih.gov/3920711/)
5. Stockwell S, Trott M, Tully M, Shin J, Barnett Y, Butler L, et al. Changes in physical activity and sedentary behaviours from before to during the COVID-19 pandemic lockdown: a systematic review. *BMJ Open Sport Exercise Medicine*. 2021; 7(1):e000960. <https://doi.org/10.1136/bmjsem-2020-000960> PMID: [34192010](https://pubmed.ncbi.nlm.nih.gov/34192010/)
6. Troiano RP, Berrigan D, Dodd KW, Masse LC, Tilert T, McDowell M. Physical activity in the United States measured by accelerometer. *Medicine and science in sports and exercise*. 2008; 40(1):181. <https://doi.org/10.1249/mss.0b013e31815a51b3> PMID: [18091006](https://pubmed.ncbi.nlm.nih.gov/18091006/)
7. Guthold R, Stevens GA, Riley LM, Bull FC. Worldwide trends in insufficient physical activity from 2001 to 2016: a pooled analysis of 358 population-based surveys with 1·9 million participants. *The lancet*

- global health. 2018; 6(10):e1077–e86. [https://doi.org/10.1016/S2214-109X\(18\)30357-7](https://doi.org/10.1016/S2214-109X(18)30357-7) PMID: 30193830
8. Michie S, Van Stralen MM, West R. The behaviour change wheel: a new method for characterising and designing behaviour change interventions. *Implementation science*. 2011; 6(1):1–12. <https://doi.org/10.1186/1748-5908-6-42> PMID: 21513547
 9. The British Psychological Society. Covid-19 public health road map: Physical activity Guidance. online 2020.
 10. Payette H, Gueye NDR, Gaudreau P, Morais JA, Shatenstein B, Gray-Donald K. Trajectories of physical function decline and psychological functioning: the Quebec longitudinal study on nutrition and successful aging (NuAge). *Journals of Gerontology Series B: Psychological Sciences and Social Sciences*. 2011; 66(suppl_1):i82–i90.
 11. Cunningham C, R OS. Why physical activity matters for older adults in a time of pandemic. *European review of aging and physical activity: official journal of the European Group for Research into Elderly and Physical Activity*. 2020; 17:16. Epub 2020/09/29. <https://doi.org/10.1186/s11556-020-00249-3> PMID: 32983273.
 12. Office of National Statistics. Parenting in lockdown: Coronavirus and the effects on work-life balance. online2020.
 13. Mackay L, Schofield G, Oliver M. Measuring physical activity and sedentary behaviors in women with young children: A systematic review. *Women & health*. 2011; 51(4):400–21. <https://doi.org/10.1080/03630242.2011.574794> PMID: 21707341
 14. Oliveira AJ, Lopes CS, Rostila M, Werneck GL, Griep RH, Leon ACMPd, et al. Gender differences in social support and leisure-time physical activity. *Revista de saude publica*. 2014; 48:602–12. <https://doi.org/10.1590/s0034-8910.2014048005183> PMID: 25210819
 15. Sport England. Surge in appreciation of exercise and activity during lockdown 2020. <https://www.sportengland.org/news/surge-appreciation-exercise-and-activity-during-lockdown>.
 16. de Haas M, Faber R, Hamersma M. How COVID-19 and the Dutch 'intelligent lockdown' change activities, work and travel behaviour: Evidence from longitudinal data in the Netherlands. *Transportation Research Interdisciplinary Perspectives*. 2020; 6:100150. <https://doi.org/10.1016/j.trip.2020.100150> PMID: 34171019
 17. Spence JC, Rhodes RE, McCurdy A, Mangan A, Hopkins D, Mummery WK. Determinants of physical activity among adults in the United Kingdom during the COVID-19 pandemic: The DUK-COVID study. *British journal of health psychology*. 2020. Epub 2020/12/19. <https://doi.org/10.1111/bjhp.12497> PMID: 33336562.
 18. McLean CP, Asnaani A, Litz BT, Hofmann SG. Gender differences in anxiety disorders: prevalence, course of illness, comorbidity and burden of illness. *Journal of psychiatric research*. 2011; 45(8):1027–35. <https://doi.org/10.1016/j.jpsychires.2011.03.006> PMID: 21439576
 19. Kessler RC, McGonagle KA, Zhao S, Nelson CB, Hughes M, Eshleman S, et al. Lifetime and 12-month prevalence of DSM-III-R psychiatric disorders in the United States: results from the National Comorbidity Survey. *Archives of general psychiatry*. 1994; 51(1):8–19. <https://doi.org/10.1001/archpsyc.1994.03950010008002> PMID: 8279933
 20. Parlapani E, Holeva V, Nikopoulou VA, Sereslis K, Athanasiadou M, Godosidis A, et al. Intolerance of uncertainty and loneliness in older adults during the COVID-19 pandemic. *Frontiers in psychiatry*. 2020; 11:842. <https://doi.org/10.3389/fpsy.2020.00842> PMID: 32973584
 21. Garritty C, Gartlehner G, Nussbaumer-Streit B, King VJ, Hamel C, Kamel C, et al. Cochrane Rapid Reviews Methods Group offers evidence-informed guidance to conduct rapid reviews. *Journal of clinical epidemiology*. 2020. <https://doi.org/10.1016/j.jclinepi.2020.10.007> PMID: 33068715
 22. Burda BU, O'Connor EA, Webber EM, Redmond N, Perdue LA. Estimating data from figures with a Web-based program: Considerations for a systematic review. *Research synthesis methods*. 2017; 8(3):258–62. <https://doi.org/10.1002/jrsm.1232> PMID: 28268241
 23. Drevon D, Fursa SR, Malcolm AL. Intercoder reliability and validity of WebPlotDigitizer in extracting graphed data. *Behavior modification*. 2017; 41(2):323–39. <https://doi.org/10.1177/0145445516673998> PMID: 27760807
 24. Strath SJ, Kaminsky LA, Ainsworth BE, Ekelund U, Freedson PS, Gary RA, et al. Guide to the assessment of physical activity: clinical and research applications: a scientific statement from the American Heart Association. *Circulation*. 2013; 128(20):2259–79. <https://doi.org/10.1161/01.cir.0000435708.67487.da> PMID: 24126387
 25. Tremblay MS, Aubert S, Barnes JD, Saunders TJ, Carson V, Latimer-Cheung AE, et al. Sedentary behavior research network (SBRN)—terminology consensus project process and outcome. *International journal of behavioral nutrition and physical activity*. 2017; 14(1):1–17.

26. Warburton DE, Charlesworth S, Ivey A, Nettlefold L, Bredin SS. A systematic review of the evidence for Canada's Physical Activity Guidelines for Adults. *International journal of behavioral nutrition and physical activity*. 2010; 7(1):1–220. <https://doi.org/10.1186/1479-5868-7-39> PMID: 20459783
27. Oliveira RGd, Guedes DP. Physical activity, sedentary behavior, cardiorespiratory fitness and metabolic syndrome in adolescents: systematic review and meta-analysis of observational evidence. *PLoS one*. 2016; 11(12):e0168503. <https://doi.org/10.1371/journal.pone.0168503> PMID: 27997601
28. Dalton-Barron N, Whitehead S, Roe G, Cummins C, Beggs C, Jones B. Time to embrace the complexity when analysing GPS data? A systematic review of contextual factors on match running in rugby league. *Journal of sports sciences*. 2020; 38(10):1161–80. <https://doi.org/10.1080/02640414.2020.1745446> PMID: 32295471
29. Downs SH, Black N. The feasibility of creating a checklist for the assessment of the methodological quality both of randomised and non-randomised studies of health care interventions. *Journal of Epidemiology Community Health*. 1998; 52(6):377–84. <https://doi.org/10.1136/jech.52.6.377> PMID: 9764259
30. Whitehead S, Till K, Weaving D, Jones B. The use of microtechnology to quantify the peak match demands of the football codes: a systematic review. *Sports medicine*. 2018; 48(11):2549–75. <https://doi.org/10.1007/s40279-018-0965-6> PMID: 30088218
31. Anyan F, Hjemdal O, Ernsten L, Havnen A. Change in Physical Activity During the Coronavirus Disease 2019 Lockdown in Norway: The Buffering Effect of Resilience on Mental Health. *Frontiers in psychology*. 2020; 11:598481. Epub 2021/01/02. <https://doi.org/10.3389/fpsyg.2020.598481> PMID: 33384645.
32. Phillipou A, Meyer D, Neill E, Tan EJ, Toh WL, Van Rheenen TE, et al. Eating and exercise behaviors in eating disorders and the general population during the COVID-19 pandemic in Australia: Initial results from the COLLATE project. *The International journal of eating disorders*. 2020; 53(7):1158–65. Epub 2020/06/02. <https://doi.org/10.1002/eat.23317> PMID: 32476163.
33. Jia P, Zhang L, Yu W, Yu B, Liu M, Zhang D, et al. Impact of COVID-19 lockdown on activity patterns and weight status among youths in China: the COVID-19 Impact on Lifestyle Change Survey (COIN-LICS). *International journal of obesity (2005)*. 2020:1–5. Epub 2020/12/06. <https://doi.org/10.1038/s41366-020-00710-4> PMID: 33277588.
34. Suzuki Y, Maeda N, Hirado D, Shirakawa T, Urabe Y. Physical Activity Changes and Its Risk Factors among Community-Dwelling Japanese Older Adults during the COVID-19 Epidemic: Associations with Subjective Well-Being and Health-Related Quality of Life. *International journal of environmental research and public health*. 2020; 17(18). Epub 2020/09/16. <https://doi.org/10.3390/ijerph17186591> PMID: 32927829.
35. Dunton GF, Wang SD, Do B, Courtney J. Early effects of the COVID-19 pandemic on physical activity locations and behaviors in adults living in the United States. *Preventive medicine reports*. 2020; 20:101241. Epub 2020/11/12. <https://doi.org/10.1016/j.pmedr.2020.101241> PMID: 33173751.
36. He M, Xian Y, Lv X, He J, Ren Y. Changes in Body Weight, Physical Activity, and Lifestyle During the Semi-lockdown Period After the Outbreak of COVID-19 in China: An Online Survey. *Disaster medicine and public health preparedness*. 2020:1–6. Epub 2020/07/15. <https://doi.org/10.1017/dmp.2020.237> PMID: 32660669.
37. Wang Y, Zhang Y, Bennell K, White DK, Wei J, Wu Z, et al. Physical Distancing Measures and Walking Activity in Middle-aged and Older Residents in Changsha, China, During the COVID-19 Epidemic Period: Longitudinal Observational Study. *Journal of medical Internet research*. 2020; 22(10):e21632. Epub 2020/10/08. <https://doi.org/10.2196/21632> PMID: 33027035.
38. Canello R, Soranna D, Zambra G, Zambon A, Invitti C. Determinants of the Lifestyle Changes during COVID-19 Pandemic in the Residents of Northern Italy. *International journal of environmental research and public health*. 2020; 17(17). Epub 2020/09/03. <https://doi.org/10.3390/ijerph17176287> PMID: 32872336.
39. Cheikh Ismail L, Osaili TM, Mohamad MN, Al Marzouqi A, Jarrar AH, Abu Jamous DO, et al. Eating Habits and Lifestyle during COVID-19 Lockdown in the United Arab Emirates: A Cross-Sectional Study. *Nutrients*. 2020; 12(11). Epub 2020/11/04. <https://doi.org/10.3390/nu12113314> PMID: 33137947.
40. Di Corrado D, Magnano P, Muzii B, Coco M, Guarnera M, De Lucia S, et al. Effects of social distancing on psychological state and physical activity routines during the COVID-19 pandemic. *Sport sciences for health*. 2020:1–6. Epub 2020/10/01. <https://doi.org/10.1007/s11332-020-00697-5> PMID: 32994822.
41. Di Santo SG, Franchini F, Filiputti B, Martone A, Sannino S. The Effects of COVID-19 and Quarantine Measures on the Lifestyles and Mental Health of People Over 60 at Increased Risk of Dementia. *Frontiers in psychiatry*. 2020; 11:578628. Epub 2020/11/12. <https://doi.org/10.3389/fpsyg.2020.578628> PMID: 33173523.

42. Duncan GE, Avery AR, Seto E, Tsang S. Perceived change in physical activity levels and mental health during COVID-19: Findings among adult twin pairs. *PloS one*. 2020; 15(8):e0237695. Epub 2020/08/14. <https://doi.org/10.1371/journal.pone.0237695> PMID: 32790745.
43. Ernstsén L, Havnen A. Mental health and sleep disturbances in physically active adults during the COVID-19 lockdown in Norway: does change in physical activity level matter? *Sleep medicine*. 2020. Epub 2020/09/22. <https://doi.org/10.1016/j.sleep.2020.08.030> PMID: 32951994.
44. Gallè F, Sabella EA, Da Molin G, De Giglio O, Caggiano G, Di Onofrio V, et al. Understanding Knowledge and Behaviors Related to CoViD-19 Epidemic in Italian Undergraduate Students: The EPICO Study. *International journal of environmental research and public health*. 2020; 17(10). Epub 2020/05/21. <https://doi.org/10.3390/ijerph17103481> PMID: 32429432.
45. Górnicka M, Drywień ME, Zielinska MA, Hamułka J. Dietary and Lifestyle Changes During COVID-19 and the Subsequent Lockdowns among Polish Adults: A Cross-Sectional Online Survey PLifeCOVID-19 Study. *Nutrients*. 2020; 12(8). Epub 2020/08/07. <https://doi.org/10.3390/nu12082324> PMID: 32756458.
46. Keel PK, Gomez MM, Harris L, Kennedy GA, Ribeiro J, Joiner TE. Gaining "The Quarantine 15:" Perceived versus observed weight changes in college students in the wake of COVID-19. *The International journal of eating disorders*. 2020; 53(11):1801–8. Epub 2020/08/29. <https://doi.org/10.1002/eat.23375> PMID: 32856752.
47. Knell G, Robertson MC, Dooley EE, Burford K, Mendez KS. Health Behavior Changes During COVID-19 Pandemic and Subsequent "Stay-at-Home" Orders. *International journal of environmental research and public health*. 2020; 17(17). Epub 2020/09/03. <https://doi.org/10.3390/ijerph17176268> PMID: 32872179.
48. Lesser IA, Nienhuis CP. The Impact of COVID-19 on Physical Activity Behavior and Well-Being of Canadians. *International journal of environmental research and public health*. 2020; 17(11). Epub 2020/06/04. <https://doi.org/10.3390/ijerph17113899> PMID: 32486380.
49. Meyer J, McDowell C, Lansing J, Brower C, Smith L, Tully M, et al. Changes in Physical Activity and Sedentary Behavior in Response to COVID-19 and Their Associations with Mental Health in 3052 US Adults. *International journal of environmental research and public health*. 2020; 17(18). Epub 2020/09/10. <https://doi.org/10.3390/ijerph17186469> PMID: 32899495.
50. Nienhuis CP, Lesser IA. The Impact of COVID-19 on Women's Physical Activity Behavior and Mental Well-Being. *International journal of environmental research and public health*. 2020; 17(23). Epub 2020/12/10. <https://doi.org/10.3390/ijerph17239036> PMID: 33291530.
51. Robinson E, Boyland E, Chisholm A, Harrold J, Maloney NG, Marty L, et al. Obesity, eating behavior and physical activity during covid-19 lockdown: A study of uk adults. *Appetite*. 2020. <https://doi.org/10.1016/j.appet.2020.104853> 2020-76078-001. PMID: 33038479
52. Rodríguez-González R, Facal D, Martínez-Santos AE, Gandoy-Crego M. Psychological, Social and Health-Related Challenges in Spanish Older Adults During the Lockdown of the COVID-19 First Wave. *Frontiers in psychiatry*. 2020; 11:588949. Epub 2020/12/22. <https://doi.org/10.3389/fpsy.2020.588949> PMID: 33343421.
53. Rogers NT, Waterlow NR, Brindle H, Enria L, Eggo RM, Lees S, et al. Behavioral Change Towards Reduced Intensity Physical Activity Is Disproportionately Prevalent Among Adults With Serious Health Issues or Self-Perception of High Risk During the UK COVID-19 Lockdown. *Frontiers in public health*. 2020; 8:575091. Epub 2020/10/27. <https://doi.org/10.3389/fpubh.2020.575091> PMID: 33102424.
54. Wang X, Lei SM, Le S, Yang Y, Zhang B, Yao W, et al. Bidirectional Influence of the COVID-19 Pandemic Lockdowns on Health Behaviors and Quality of Life among Chinese Adults. *International journal of environmental research and public health*. 2020; 17(15). Epub 2020/08/05. <https://doi.org/10.3390/ijerph17155575> PMID: 32748825.
55. Werneck AO, Silva DR, Malta DC, Souza-Júnior PRB, Azevedo LO, Barros MBA, et al. Physical inactivity and elevated TV-viewing reported changes during the COVID-19 pandemic are associated with mental health: A survey with 43,995 Brazilian adults. *Journal of psychosomatic research*. 2021; 140:110292. Epub 2020/11/24. <https://doi.org/10.1016/j.jpsychores.2020.110292> PMID: 33227555.
56. Zheng C, Huang WY, Sheridan S, Sit CH-P, Chen X-K, Wong SH-S. COVID-19 Pandemic Brings a Sedentary Lifestyle in Young Adults: A Cross-Sectional and Longitudinal Study. *International journal of environmental research and public health*. 2020; 17(17). <https://doi.org/10.3390/ijerph17176035> PMID: 32825092.
57. Kriaucionienė V, Bagdonavičienė L, Rodríguez-Pérez C, Petkeviciene J. Associations between Changes in Health Behaviours and Body Weight during the COVID-19 Quarantine in Lithuania: The Lithuanian COVIDiet Study. *Nutrients*. 2020; 12(10). Epub 2020/10/18. <https://doi.org/10.3390/nu12103119> PMID: 33065991.

58. Stanton R, To QG, Khalesi S, Williams SL, Alley SJ, Thwaite TL, et al. Depression, Anxiety and Stress during COVID-19: Associations with Changes in Physical Activity, Sleep, Tobacco and Alcohol Use in Australian Adults. *International journal of environmental research and public health*. 2020; 17(11). Epub 2020/06/11. <https://doi.org/10.3390/ijerph17114065> PMID: 32517294.
59. Amini H, Isanejad A, Chamani N, Movahedi-Fard F, Salimi F, Moezi M, et al. Physical activity during COVID-19 pandemic in the Iranian population: A brief report. *Heliyon*. 2020; 6(11):e05411. Epub 2020/11/10. <https://doi.org/10.1016/j.heliyon.2020.e05411> PMID: 33163638.
60. Ammar A, Brach M, Trabelsi K, Chtourou H, Boukhris O, Masmoudi L, et al. Effects of COVID-19 Home Confinement on Eating Behaviour and Physical Activity: Results of the ECLB-COVID19 International Online Survey. *Nutrients*. 2020; 12(6). Epub 2020/06/03. <https://doi.org/10.3390/nu12061583> PMID: 32481594.
61. Bourdas DI, Zacharakis ED. Impact of COVID-19 Lockdown on Physical Activity in a Sample of Greek Adults. *Sports (Basel, Switzerland)*. 2020; 8(10). Epub 2020/10/25. <https://doi.org/10.3390/sports8100139> PMID: 33096721.
62. Flanagan EW, Beyl RA, Fearbach SN, Altazan AD, Martin CK, Redman LM. The Impact of COVID-19 Stay-At-Home Orders on Health Behaviors in Adults. *Obesity (Silver Spring)*. 2020. Epub 2020/10/13. <https://doi.org/10.1002/oby.23066> PMID: 33043562.
63. Gallè F, Sabella EA, Ferracuti S, De Giglio O, Caggiano G, Protano C, et al. Sedentary Behaviors and Physical Activity of Italian Undergraduate Students during Lockdown at the Time of CoViD-19 Pandemic. *International journal of environmental research and public health*. 2020; 17(17). Epub 2020/08/29. <https://doi.org/10.3390/ijerph17176171> PMID: 32854414.
64. López-Bueno R, Calatayud J, Ezzatvar Y, Casajús JA, Smith L, Andersen LL, et al. Association Between Current Physical Activity and Current Perceived Anxiety and Mood in the Initial Phase of COVID-19 Confinement. *Frontiers in psychiatry*. 2020; 11:729. Epub 2020/08/15. <https://doi.org/10.3389/fpsy.2020.00729> PMID: 32793013.
65. Martínez-de-Quel Ó, Suárez-Iglesias D, López-Flores M, Pérez CA. Physical activity, dietary habits and sleep quality before and during COVID-19 lockdown: A longitudinal study. *Appetite*. 2020; 158:105019. Epub 2020/11/09. <https://doi.org/10.1016/j.appet.2020.105019> PMID: 33161046.
66. Romero-Blanco C, Rodríguez-Almagro J, Onieva-Zafra MD, Parra-Fernández ML, Prado-Laguna MDC, Hernández-Martínez A. Physical Activity and Sedentary Lifestyle in University Students: Changes during Confinement Due to the COVID-19 Pandemic. *Int J Environ Res Public Health*. 2020; 17(18). Epub 2020/09/13. <https://doi.org/10.3390/ijerph17186567> PMID: 32916972.
67. Yamada M, Kimura Y, Ishiyama D, Otobe Y, Suzuki M, Koyama S, et al. Effect of the COVID-19 Epidemic on Physical Activity in Community-Dwelling Older Adults in Japan: A Cross-Sectional Online Survey. *J Nutr Health Aging*. 2020; 24(9):948–50. Epub 2020/11/07. <https://doi.org/10.1007/s12603-020-1424-2> PMID: 33155619.
68. Yang Y, Koenigstorfer J. Determinants of physical activity maintenance during the Covid-19 pandemic: a focus on fitness apps. *Transl Behav Med*. 2020; 10(4):835–42. Epub 2020/09/15. <https://doi.org/10.1093/tbm/ibaa086> PMID: 32926160.
69. García-Tascón M, Sahelices-Pinto C, Mendaña-Cuervo C, Magaz-González AM. The Impact of the COVID-19 Confinement on the Habits of PA Practice According to Gender (Male/Female): Spanish Case. *International journal of environmental research and public health*. 2020; 17(19). Epub 2020/09/27. <https://doi.org/10.3390/ijerph17196961> PMID: 32977571.
70. Malta DC, Szwarcwald CL, Barros MBdA, Gomes CS, Machado ÍE, Souza PRBd Júnior, et al. The COVID-19 Pandemic and changes in adult Brazilian lifestyles: a cross-sectional study, 2020. *Epidemiologia e serviços de saúde: revista do Sistema Unico de Saude do Brasil*. 2020; 29(4):e2020407. <https://doi.org/10.1590/S1679-49742020000400026> PMID: 32997069.
71. Sánchez-Sánchez E, Ramírez-Vargas G, Avellaneda-López Y, Orellana-Pecino JI, García-Marín E, Díaz-Jimenez J. Eating Habits and Physical Activity of the Spanish Population during the COVID-19 Pandemic Period. *Nutrients*. 2020; 12(9). Epub 2020/09/19. <https://doi.org/10.3390/nu12092826> PMID: 32942695.
72. Yamada K, Yamaguchi S, Sato K, Fuji T, Ohe T. The COVID-19 outbreak limits physical activities and increases sedentary behavior: A possible secondary public health crisis for the elderly. *Journal of orthopaedic science: official journal of the Japanese Orthopaedic Association*. 2020; 25(6):1093–4. Epub 2020/09/17. <https://doi.org/10.1016/j.jos.2020.08.004> PMID: 32933833 funded by the 'Locomo Challenge!' Council, Tokyo, Japan. The Locomo Challenge! Council is a non-profit organization launched by the Japanese Orthopaedic Association, to educate the public about the importance of maintaining adequate mobility in their lives in a super-aging Japanese society.
73. Zaworski K, Kubińska Z, Dziewulska A, Walasek O. Physical activity of Poles in the care for their health potential before and during the COVID-19 pandemic. *Disaster medicine and public health preparedness*. 2020:1–13. Epub 2020/10/23. <https://doi.org/10.1017/dmp.2020.398> PMID: 33087195.

74. Castañeda-Babarro A, Arbillaga-Etxarri A, Gutiérrez-Santamaría B, Coca A. Physical Activity Change during COVID-19 Confinement. *International journal of environmental research and public health*. 2020; 17(18). Epub 2020/09/25. <https://doi.org/10.3390/ijerph17186878> PMID: 32967091.
75. Chopra S, Ranjan P, Singh V, Kumar S, Arora M, Hasan MS, et al. Impact of COVID-19 on lifestyle-related behaviours- a cross-sectional audit of responses from nine hundred and ninety-five participants from India. *Diabetes & metabolic syndrome*. 2020; 14(6):2021–30. Epub 2020/10/26. <https://doi.org/10.1016/j.dsx.2020.09.034> PMID: 33099144.
76. Constant A, Conserve DF, Gallopel-Morvan K, Raude J. Socio-Cognitive Factors Associated With Lifestyle Changes in Response to the COVID-19 Epidemic in the General Population: Results From a Cross-Sectional Study in France. *Frontiers in psychology*. 2020; 11:579460. Epub 2020/11/03. <https://doi.org/10.3389/fpsyg.2020.579460> PMID: 33132989.
77. Di Sebastiano KM, Chulak-Bozzer T, Vanderloo LM, Faulkner G. Don't Walk So Close to Me: Physical Distancing and Adult Physical Activity in Canada. *Frontiers in psychology*. 2020; 11:1895. Epub 2020/08/28. <https://doi.org/10.3389/fpsyg.2020.01895> PMID: 32849110.
78. Janssen X, Fleming L, Kirk A, Rollins L, Young D, Grealy M, et al. Changes in Physical Activity, Sitting and Sleep across the COVID-19 National Lockdown Period in Scotland. *International journal of environmental research and public health*. 2020; 17(24). Epub 2020/12/18. <https://doi.org/10.3390/ijerph17249362> PMID: 33327556.
79. Katewongsa P, Widyastari DA, Saonuam P, Haemathulin N, Wongsingha N. The effects of the COVID-19 pandemic on the physical activity of the Thai population: Evidence from Thailand's Surveillance on Physical Activity 2020. *Journal of sport and health science*. 2020. Epub 2020/10/12. <https://doi.org/10.1016/j.jshs.2020.10.001> PMID: 33039655.
80. Pišot S, Milovanović I, Šimunić B, Gentile A, Bosnar K, Prot F, et al. Maintaining everyday life praxis in the time of COVID-19 pandemic measures (ELP-COVID-19 survey). *European journal of public health*. 2020; 30(6):1181–6. Epub 2020/08/05. <https://doi.org/10.1093/eurpub/ckaa157> PMID: 32750114.
81. Rhodes RE, Liu S, Lithopoulos A, Zhang CQ, Garcia-Barrera MA. Correlates of Perceived Physical Activity Transitions during the COVID-19 Pandemic among Canadian Adults. *Applied psychology Health and well-being*. 2020; 12(4):1157–82. Epub 2020/10/03. <https://doi.org/10.1111/aphw.12236> PMID: 33006279.
82. Yang S, Guo B, Ao L, Yang C, Zhang L, Zhou J, et al. Obesity and activity patterns before and during COVID-19 lockdown among youths in China. *Clinical obesity*. 2020; 10(6):e12416. Epub 2020/10/04. <https://doi.org/10.1111/cob.12416> PMID: 33009706.
83. Cheikh Ismail L, Osaili TM, Mohamad MN, Al Marzouqi A, Jarrar AH, Zampelas A, et al. Assessment of Eating Habits and Lifestyle during Coronavirus Pandemic in the MENA region: A Cross-Sectional Study. *The British journal of nutrition*. 2020:1–30. Epub 2020/11/18. <https://doi.org/10.1017/S0007114520004547> PMID: 33198840.
84. Constandt B, Thibaut E, De Bosscher V, Scheerder J, Ricour M, Willem A. Exercising in Times of Lockdown: An Analysis of the Impact of COVID-19 on Levels and Patterns of Exercise among Adults in Belgium. *International journal of environmental research and public health*. 2020; 17(11). Epub 2020/06/14. <https://doi.org/10.3390/ijerph17114144> PMID: 32532013.
85. Di Renzo L, Gualtieri P, Pivari F, Soldati L, Attinà A, Cinelli G, et al. Eating habits and lifestyle changes during COVID-19 lockdown: an Italian survey. *Journal of translational medicine*. 2020; 18(1):229. Epub 2020/06/10. <https://doi.org/10.1186/s12967-020-02399-5> PMID: 32513197.
86. ogaš Z, Lušić Kalcina L, Pavlinac Dodig I, Demirović S, Madirazza K, Valić M, et al. The effect of COVID-19 lockdown on lifestyle and mood in Croatian general population: a cross-sectional study. *Croatian medical journal*. 2020; 61(4):309–18. Epub 2020/09/04. <https://doi.org/10.3325/cmj.2020.61.309> PMID: 32881428.
87. Hu Z, Lin X, Chiwanda Kaminga A, Xu H. Impact of the COVID-19 Epidemic on Lifestyle Behaviors and Their Association With Subjective Well-Being Among the General Population in Mainland China: Cross-Sectional Study. *Journal of medical Internet research*. 2020; 22(8):e21176. Epub 2020/08/08. <https://doi.org/10.2196/21176> PMID: 32759103.
88. López-Moreno M, López MTI, Miguel M, Garcés-Rimón M. Physical and Psychological Effects Related to Food Habits and Lifestyle Changes Derived from Covid-19 Home Confinement in the Spanish Population. *Nutrients*. 2020; 12(11). Epub 2020/11/14. <https://doi.org/10.3390/nu12113445> PMID: 33182816.
89. Visser M, Schaap LA, Wijnhoven HA. Self-Reported Impact of the COVID-19 Pandemic on Nutrition and Physical Activity Behaviour in Dutch Older Adults Living Independently. *Nutrients*. 2020; 12(12):3708. <https://doi.org/10.3390/nu12123708> PMID: 33266217
90. Helsing LM, Refsum E, Gjøstein DK, Løberg M, Bretthauer M, Kalager M, et al. The COVID-19 pandemic in Norway and Sweden—threats, trust, and impact on daily life: a comparative survey. *BMC*

- public health. 2020; 20(1):1597. Epub 2020/10/25. <https://doi.org/10.1186/s12889-020-09615-3> PMID: 33097011.
91. Qi M, Li P, Moyle W, Weeks B, Jones C. Physical Activity, Health-Related Quality of Life, and Stress among the Chinese Adult Population during the COVID-19 Pandemic. *International journal of environmental research and public health*. 2020; 17(18). Epub 2020/09/11. <https://doi.org/10.3390/ijerph17186494> PMID: 32906604.
 92. 4 Global. The real cost of lockdown 2020. <https://4global.com/4sight-week-7/>.
 93. Roshanaei-Moghaddam B, Katon WJ, Russo J. The longitudinal effects of depression on physical activity. *General hospital psychiatry*. 2009; 31(4):306–15. <https://doi.org/10.1016/j.genhosppsych.2009.04.002> PMID: 19555789
 94. Alon TM, Doepke M, Olmstead-Rumsey J, Tertilt M. The impact of COVID-19 on gender equality. National Bureau of economic research, 2020 0898–2937.
 95. Puetz TW. Physical activity and feelings of energy and fatigue. *Sports medicine*. 2006; 36(9):767–80. <https://doi.org/10.2165/00007256-200636090-00004> PMID: 16937952
 96. Belschak FD, Den Hartog DN, Fay D. Exploring positive, negative and context-dependent aspects of proactive behaviours at work. Wiley Online Library; 2010.
 97. Douglas M, Katikireddi SV, Taulbut M, McKee M, McCartney G. Mitigating the wider health effects of covid-19 pandemic response. *BMJ (Clinical research ed)*. 2020; 369. <https://doi.org/10.1136/bmj.m1557> PMID: 32341002
 98. Lloyd-Sherlock P, Ebrahim S, Geffen L, McKee M. Bearing the brunt of covid-19: older people in low and middle income countries. *British Medical Journal Publishing Group*; 2020. <https://doi.org/10.1136/bmj.m1052> PMID: 32169830
 99. Armitage R, Nellums LB. COVID-19 and the consequences of isolating the elderly. *The Lancet Public Health*. 2020; 5(5):e256. [https://doi.org/10.1016/S2468-2667\(20\)30061-X](https://doi.org/10.1016/S2468-2667(20)30061-X) PMID: 32199471
 100. Office of National Statistics. Coronavirus and the social impacts on Great Britain. online 2021.
 101. Cadenas-Sanchez C, Jimenez-Pavon D, Soriano-Maldonado A. Rapid Response: Re: Covid-19: Surviving the long road ahead. Physical inactivity as a side effect of the COVID-19 crisis: a call to action. *BMJ (Clinical research ed)*. 2020.
 102. Mera-Mamián AY, Tabares-Gonzalez E, Montoya-Gonzalez S, Muñoz-Rodriguez DI, Monsalve-Vélez F. Practical recommendations to avoid physical deconditioning during confinement due to pandemic associated with COVID-19. *Universidad y Salud*. 2020; 22(2):166–77.
 103. Marteau TM, Rutter H, Marmot M. Changing behaviour: an essential component of tackling health inequalities. *BMJ (Clinical research ed)*. 2021; 372. <https://doi.org/10.1136/bmj.n332> PMID: 33568384
 104. O'Leary DF, Casey M, O'Connor L, Stokes D, Fealy GM, O'Brien D, et al. Using rapid reviews: an example from a study conducted to inform policy-making. *Journal of advanced nursing*. 2017; 73(3):742–52. <https://doi.org/10.1111/jan.13231> PMID: 27943377
 105. Prince SA, Adamo KB, Hamel ME, Hardt J, Gorber SC, Tremblay M. A comparison of direct versus self-report measures for assessing physical activity in adults: a systematic review. *International journal of behavioral nutrition and physical activity*. 2008; 5(1):1–24. <https://doi.org/10.1186/1479-5868-5-56> PMID: 18990237