

## EDGE ARTICLE

Cite this: *Chem. Sci.*, 2022, 13, 2932

All publication charges for this article have been paid for by the Royal Society of Chemistry

## Diboramacrocycles: reversible borole dimerisation–dissociation systems†

Sonja Fuchs,<sup>ab</sup> Arumugam Jayaraman,<sup>ab</sup> Ivo Krummenacher,<sup>ab</sup> Laura Haley,<sup>ab</sup> Marta Baštovanović,<sup>ab</sup> Maximilian Fest,<sup>ab</sup> Krzysztof Radacki,<sup>ab</sup> Holger Helten<sup>ab</sup> and Holger Braunschweig<sup>ab\*</sup>

We report that the outcome of the tin–boron exchange reaction of a mixed thiophene-benzo-fused stannole with aryldibromoboranes is associated with the steric bulk of the aryl substituent of the borane reagent, leading to either boroles or large diboracycles as products. NMR spectroscopic studies indicate that the two products can reversibly interconvert in solution, and mechanistic density functional theory (DFT) calculations reveal boroles to be intermediates in the formation of the diboracyclic products. The addition of Lewis bases to the diboracycles leads to the corresponding borole adducts, demonstrating that they react as “masked” boroles. Additionally, the reaction of the title compounds with a series of organic azides affords complex heteropropellanes, formally 2 : 1 borole-azide adducts, that deviate from the usual BN aromatic compounds formed *via* nitrogen atom insertion into the boroles.

Received 10th December 2021  
Accepted 16th January 2022

DOI: 10.1039/d1sc06908j

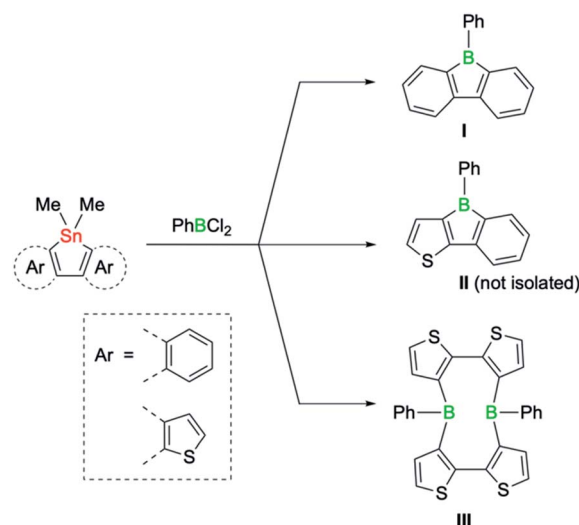
rsc.li/chemical-science

## Introduction

The class of five-membered boroles continues to be of great interest beyond their antiaromatic  $\pi$ -electron conjugation.<sup>1</sup> Due to a range of additional attributes, such as their high Lewis acidity, electron-accepting ability, and chromophoric properties, boroles are a promising platform for diverse applications ranging from reagents in chemical synthesis to electronic materials.<sup>2,3</sup>

Intense research during the past decade has demonstrated that the properties of boroles are highly sensitive to the nature of the substituents surrounding the five-membered ring. Typically highly reactive in nature, air and moisture stable derivatives could be synthesised by incorporating the bulky 2,4,6-tris(trifluoromethyl)phenyl group on the boron atom, while the steric bulk of the remaining substituents suppresses dimerisation *via* Diels–Alder cycloadditions.<sup>4</sup> Likewise, the extension of the borole  $\pi$  system by fusion of aromatic groups can be used to modulate key properties.<sup>3</sup> For example, dibenzannulated boroles, also known as 9-borafluorenes,<sup>3b</sup> display reduced antiaromaticity, whereas dithiophene-fused boroles possess increased antiaromaticity that even surpasses the antiaromaticity of their non-fused derivatives.<sup>5</sup> The greater

antiaromaticity and consequently lower stability of the doubly thiophene-fused derivatives is also reflected in their preparation.<sup>5</sup> A systematic study by the group of He recently revealed that the success of the classic tin–boron exchange reaction is correlated with the degree of antiaromaticity of the boroles (Scheme 1).<sup>6</sup> While the reaction of doubly benzo-fused and mixed thiophene-benzo-fused stannole precursors with dichloro(phenyl)borane led to the desired boroles (**I** and **II**), the tin–boron exchange with the doubly thiophene-fused precursor led instead to a diboracyclic structure (**III**), where the



Scheme 1 Products of the tin–boron exchange reaction of fused stannoles with  $\text{PhBCl}_2$ , according to He *et al.*<sup>6</sup>

<sup>a</sup>Institute for Inorganic Chemistry, Julius-Maximilians-Universität Würzburg, Am Hubland, 97074 Würzburg, Germany. E-mail: h.braunschweig@uni-wuerzburg.de

<sup>b</sup>Institute for Sustainable Chemistry & Catalysis with Boron, Julius-Maximilians-Universität Würzburg, Am Hubland, 97074 Würzburg, Germany

† Electronic supplementary information (ESI) available: Synthetic procedures, NMR and UV-vis spectra, X-ray crystallographic and computational details. CCDC 2126038–2126045. For ESI and crystallographic data in CIF or other electronic format see DOI: 10.1039/d1sc06908j



unfavourable cyclic four-electron delocalisation is avoided.<sup>6</sup> Such macrocyclic ring structures, in which the boron atoms are doubly biaryl-bridged, have been observed by Piers<sup>7</sup> and also postulated by Wagner as intermediates in dimerisation pathways of 9-*H*-9-borafluorene.<sup>8</sup> Although boroles have not been previously thought to be playing a role in tin–boron exchange reactions where large diboracycles are formed,<sup>6</sup> they might thus represent viable intermediates.

In this contribution, we present experimental insights into how steric factors influence borole and diboramacrocycle formation, respectively, in the tin–boron exchange reaction of a mixed thiophene-benzo-fused stannole with a series of aryl-dibromoboranes. Computational studies identifying the mechanistic steps of the transformation clarify the relationship between the two products and establish boroles as intermediates in the formation of the large diboracyclic ring systems. In view of the poorly studied influence of fused thiophene rings on the reactivity of boroles, we further canvassed the reactivity of a derivative towards a series of organic azides. In contrast to its dibenzo analog, where the reaction yields BN-phenanthrenes by ring expansion of the central borole unit,<sup>9</sup> the reaction proceeds by a distinct mechanism to structurally complex heteropropellanes.

## Results and discussion

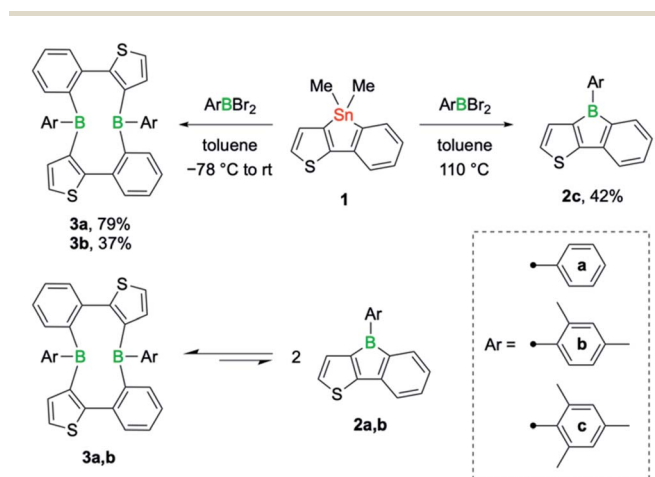
The tin–boron exchange reaction of the mixed thiophene-benzo-fused stannole **1** with different aryl-dibromoboranes<sup>10</sup> produced either borole (**2c**) or diboracyclic products (**3a**, **b**; Scheme 2, top). Selective formation of the borole **2c** was observed only with the sterically most hindered dibromo(mesityl)borane, whereas employing the less-hindered phenyl- and 2,4-xylyldibromoboranes led to the diboracycles **3a** and **3b** in 79% and 37% isolated yield, respectively. The products were obtained as red (**2c**) or yellow solids (**3a**, **b**) and were characterised by single-crystal X-ray diffraction analysis (see ESI† for

details). The structural parameters of the borole **2c**, and the diboracycle **3a** (shown in Fig. 1) and **3b**, consisting of a ten-membered ring structure, are comparable to experimental data for related systems.<sup>5–7,11</sup> The large heterocycles **3a** and **3b**, with the composition of formal borole dimers, adopt a boat-like conformation with transannular boron–boron interactions of 2.779(4)/2.790(4) Å (**3a**) and 3.291(4) Å (**3b**).<sup>5,7</sup> In particular, the short boron–boron distance in **3a** suggests a significant overlap of the vacant  $p_z$  orbitals of the neighbouring boron centres.<sup>12</sup> This is also seen in the LUMO of **3a**, as shown in Fig. 1.

Solution <sup>1</sup>H and <sup>11</sup>B NMR spectroscopy at room temperature revealed that **3a** and **3b** dissociate readily to the monomeric boroles **2a** and **2b**, respectively (Scheme 2, bottom). While **3b** exhibits only very broad resonances in the <sup>1</sup>H and <sup>11</sup>B NMR spectra, distinct <sup>11</sup>B NMR signals for the monomer (**2a**:  $\delta(^{11}\text{B}) = 60.0$  ppm) and dimer (**3a**:  $\delta(^{11}\text{B}) = 64.0$  ppm) can be observed upon dissolution of **3a** in toluene-*d*<sub>8</sub>. On heating, the two peaks become better resolved, clearly indicating the presence of a monomer–dimer equilibrium in solution. Although readily observable by NMR spectroscopy, borole **2a** was not isolable.<sup>6</sup> The higher yield of phenyl-substituted dimer **3a** relative to that of the xylyl derivative **3b** suggests that a sterically less hindered boron environment favours dimer formation. Indeed, computations performed at the B3LYP-D3BJ/6-311g++(d,p)/SCRF(SMD = benzene)//B3LYP-D3BJ/6-31g(d,p) level of theory showed that thermodynamically, dimer formation is favoured in all cases, and that the relative stability decreases with increasing steric hindrance of the B-aryl substituent (phenyl,  $\Delta G = -7.1$  kcal mol<sup>-1</sup>; xylyl,  $\Delta G = -5.7$  kcal mol<sup>-1</sup>; mesityl,  $\Delta G = -1.3$  kcal mol<sup>-1</sup>). Although thermodynamically slightly favoured, dimer formation in the case of the mesityl derivative might be more challenging due to steric hindrance and we have not observed any dimer formation experimentally.

Borole **2c** is characterised by a lowest-energy absorption at 457 nm in hexane, which is slightly hypsochromically shifted compared to its  $\pi$ -extended benzothiophene-substituted analog ( $\lambda_{\text{max}} = 474$  nm).<sup>5b</sup> Like many other fused borole derivatives, **2c** was found to be fluorescent.<sup>5a,13</sup> It exhibits a broad emission with a peak maximum around 590 nm and a fluorescence lifetime of  $\tau = 11.5$  ns (see Fig. S4 in the ESI† for details).

We then investigated the reactivity of diboracycle **3a** toward adduct formation with Lewis bases. Addition of two equivalents of pyridine and tri(*p*-tolyl)phosphine to **3a** led to complete consumption of **3a** and formation of the borole adducts **2a-pyr** and **2a-P**, respectively (Scheme 3). The <sup>11</sup>B NMR spectroscopic



Scheme 2 Isolated products of the tin–boron exchange reaction between stannole **1** and various aryl-dibromoboranes (top), and dynamic equilibrium between the cyclic dimers **3a**, **b** and the corresponding annulated boroles **2a**, **b** in solution (bottom).

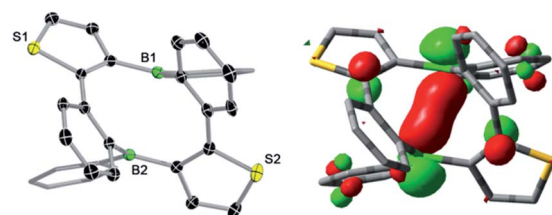
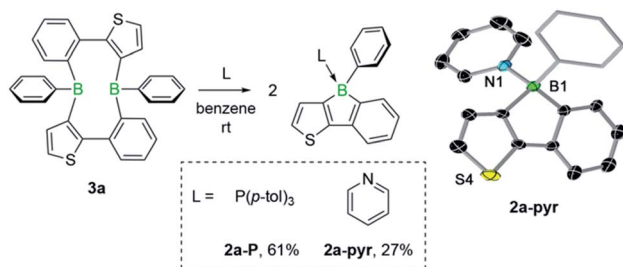


Fig. 1 Molecular structure of **3a** with thermal ellipsoids at 50% probability (left) and LUMO of **3a** (isovalue = 0.05, right).



**Scheme 3** Lewis base adducts of **3a** and molecular structure of **2a-pyr**. Displacement ellipsoids are shown at the 50% probability level. The ellipsoids of the phenyl substituent, hydrogen atoms and solvent molecules are omitted for clarity. Selected bond lengths (Å) and angles (°): B1–N1 1.623(5), B1–C1 1.616(4); C1–B1–N1 109.46.

signals of both adducts appear as relatively sharp singlets at 1.1 ppm (**2a-pyr**) and  $-10.0$  ppm (**2a-P**), respectively. Their structures were unambiguously confirmed by single-crystal X-ray crystallography (see Scheme 3 for the structure of **2a-pyr**). The structural parameters, including the boron–heteroatom bonds and the geometry around the boron atoms, are consistent with other structurally characterised pyridine- and phosphine-borole adducts.<sup>14,15</sup> The reactivity of **3a** towards the Lewis base pyridine differs from that of the corresponding doubly thiophene-fused derivative, for which the bis(pyridine) adduct was observed under comparable conditions.<sup>6</sup> The selective formation of the borole-pyridine adduct **2a-pyr** from **3a** implies that diboracycle **3a** rapidly dissociates to borole **2a** before reacting with pyridine. It is thus able to serve as a source for the borole monomer, in analogy to the Diels–Alder dimers of boroles.<sup>16</sup>

Our observation that the boroles **2a, b** exist in equilibrium with their cyclic dimers **3a, b** led us to study the mechanism of the tin–boron exchange in more detail. We assumed that the tin–boron exchange would first yield the borole structures, later transforming into the ten-membered diboracyclic rings. To address this possibility, we carried out mechanistic computations on such a reaction pathway for the phenyl derivative (Fig. 2).

The formation of the borole **A4** (corresponding to **2a**) and the by-product dibromo(dimethyl)stannane from the reaction of the stannole with dibromo(phenyl)borane is exergonic by  $-33.5$  kcal mol<sup>-1</sup>. Kinetically, the first transmetalation step (**A1** to **A2**) is rate-limiting, with a barrier of 22.0 kcal mol<sup>-1</sup>. This barrier is consistent with the reaction proceeding at room temperature. The remaining steps leading to borole **A4** have only small barriers. Remarkably, the transformation of borole **A4** to its dimer **A5** (corresponding to **3a**) *via* transition state **TSA** [4–5], involving a  $\sigma$ -bond metathesis between the B–C bonds of two boroles, shows that the barrier is small ( $\Delta G^\ddagger = 5.6$  kcal mol<sup>-1</sup>). As the dimer **A5** is only slightly more stable than borole **A4** ( $\Delta G = -7.1$  kcal mol<sup>-1</sup>), its reversion to borole **A4** is relatively facile due to the associated low barrier of only 12.7 kcal mol<sup>-1</sup>. Accordingly, the two species are expected to be in equilibrium at room temperature, consistent with the experimental observations. An alternative formation of dimer

**A5** *via* intermolecular boron–tin exchange between two molecules of **A2**, which would circumvent a borole intermediate,<sup>6</sup> might incur a large barrier, mainly due to the high entropic penalty associated with the intermolecular reaction. Thus, we have not further considered this possibility. Overall, we propose that the formation of the ten-membered diboracycles **3a** and **3b** from the tin–boron exchange reaction of stannole **1** proceeds *via* a borole intermediate.

The facile conversion of **A4** to **A5** can be mainly ascribed to the unfavourable antiaromatic character and low steric shielding in **A4**, both of which contribute to the ease of dimerisation. The nucleus-independent chemical shifts (NICS) computed for a small set of boroles show that the antiaromatic character within diarene-fused boroles increases with the number of thiophenes fused to the borole ring (see Table S1 in the ESI<sup>†</sup>), a result that is consistent with previous findings of Yamaguchi<sup>15</sup> and He.<sup>6</sup> These observed trends are also harmonious with the formation of diboracycles – and not boroles – from the tin–boron exchange of related doubly thiophene-fused stannoles, as the corresponding boroles would exhibit a strong antiaromatic character.<sup>6</sup>

Like non-fused boroles,<sup>2b,17</sup> annulated boroles have been shown to undergo ring expansion with organic azides to generate BN heteroaromatic compounds.<sup>3,18</sup> Deviations from the predominant denitrogenative pathway have been observed by Martin from the reaction between phenyl azide and 9-phenyl-9-borafluorene, the dibenzo analog of borole **2a**.<sup>18b</sup> In this case, the reaction instead proceeded without extrusion of molecular nitrogen and afforded a diazene-functionalised BN-phenanthrene. We were thus eager to study the effect of the fused thiophene group on the reactivity of the “masked” borole **3a** towards azides. Treatment of **3a** with 1 equiv. of phenyl azide yielded a new product with one broad ( $\delta = 52.2$  ppm) and one sharp singlet ( $\delta = 7.3$  ppm) in the <sup>11</sup>B NMR spectrum, indicative of the presence of both three- and four-coordinate boron centers, respectively. LIFDI-MS results were consistent with a 2 : 1 borole-azide adduct, specifying that the reaction proceeded without loss of dinitrogen. After work-up, product **4a** was obtained as an orange solid in 67% yield. Due to the complex <sup>1</sup>H NMR spectrum, the structure of **4a** was finally revealed by a single-crystal X-ray diffraction study (Fig. 3). The solid-state structure confirmed the presence of an intact azide group, which was found to bridge the two boron atoms through the nitrogen atoms at either end. The polycyclic structure of **4a** can be described as a heteropropellane as the C13–C16 bond is part of three different heterocyclic ring systems. As signaled by NMR spectroscopy, the molecular structure contains a boron atom in a trigonal-planar (sum of bond angles of 359.9(1)°) as well as in a tetrahedral geometry (sum of bond angles of 336.9(1)°). The latter is pyramidalised due to the coordination of the substituent-bearing nitrogen atom of the azide; the corresponding B–N bond length of 1.617(2) Å is typical of a dative boron–nitrogen interaction.<sup>19</sup>

To determine if the reaction is more general in scope, we explored the reaction of **3a** with a series of other organic azides, including aryl azides with different substitution patterns and trimethylsilyl azide (Fig. 3). In all cases, the reaction proceeded

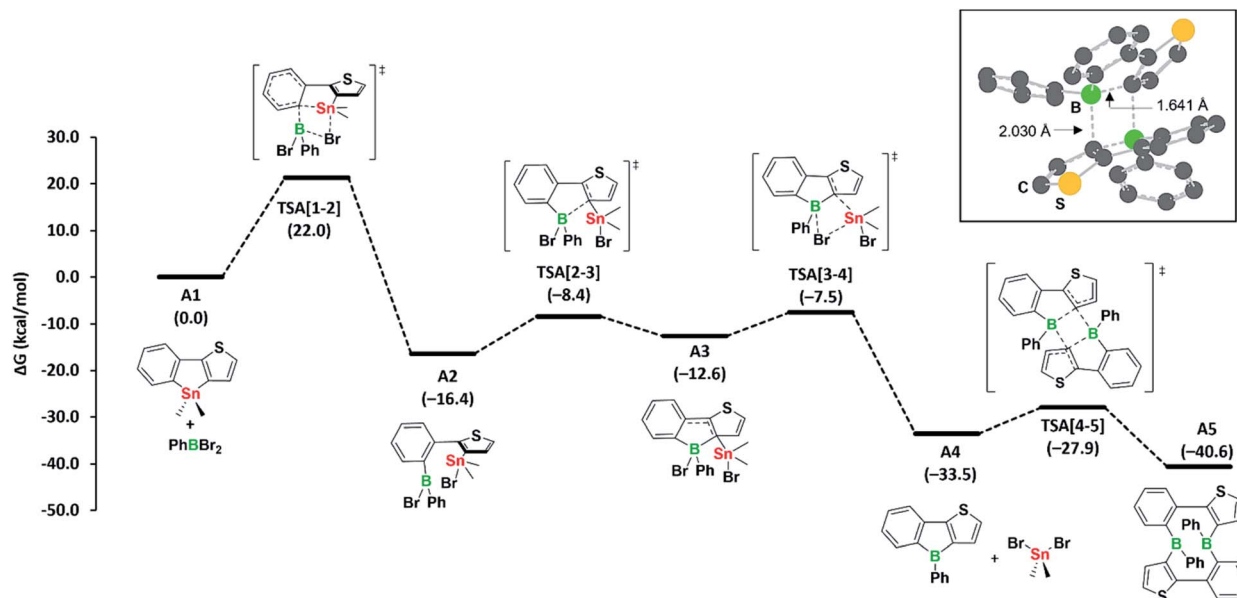


Fig. 2 Computed mechanism for diborocycle formation *via* tin–boron exchange. Free energies in parentheses are in kcal mol<sup>-1</sup>. DFT-optimised structure with key distances of the transition state responsible for the borole-to-diborocycle interconversion (TSA[4-5]) is shown in the top right corner.

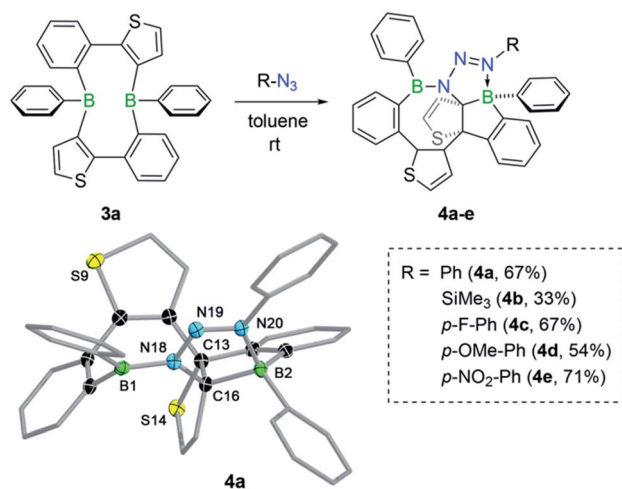


Fig. 3 Reactivity of **3a** towards a series of organic azides and molecular structure of **4a**. Displacement ellipsoids are shown at the 50% probability level. Some ellipsoids and hydrogen atoms have been removed for clarity. Selected bond lengths (Å) and angles (°): B1–N18 1.456(2), B21–N20 1.617(2), N18–N19 1.339(2), N19–N20 1.277(2), N18–C16 1.491(2), C16–B21 1.661(2), C13–C16 1.592(2); N18–N19–N20 111.6(1).

within minutes at room temperature and invariably yielded the appropriate heteropropellane compounds in moderate to good yields. The reaction outcome thus appears largely unaffected by the electronic and steric effects of the organic azides. Using an excess rather than one equivalent of the aryl azides led to the same outcome. The identities of products **4b–e** were corroborated by single-crystal X-ray crystallography, heteronuclear NMR spectroscopy, and LIFDI mass spectrometry. The unusual

propellane products **4a–e** are distinct from the common ring expansion products derived from formal nitrene insertion into the antiaromatic borole and from other divergent outcomes of the reaction of boroles with organic azides.<sup>2b,3,17,18</sup> However, the fact that only one borole unit underwent ring expansion with the organic azide could suggest that a reaction pathway involving an initial borole adduct of an eight-membered BN<sub>3</sub>C<sub>4</sub> heterocycle, as previously observed by Martin,<sup>17b</sup> might be followed. To rationalise the mechanistic steps involved in forming the propellanes **4a–e**, we performed DFT calculations on the reaction of **2a** with phenyl azide. We considered borole **2a** rather than the cyclic dimer **3a** for the computations, as adduct formation with phenyl azide would preferentially occur with borole **2a**, which is in equilibrium with **3a** in the solution (*vide supra*). The computed mechanism, together with the free energy profile, is shown in Fig. 4. The first step entails a [2+3] addition between the endocyclic B–C bond of the borole and the outer nitrogen atoms of the azide, leading to the ring-expanded eight-membered BN<sub>3</sub>C<sub>4</sub> heterocycle **A6**. Lewis acid complexation of **A6** by a second borole unit through the more basic sp<sup>2</sup> nitrogen atom yields adduct **A7**. Subsequent rotation of the borole unit around the newly formed B–N bond affords rotamer **A8**, which in turn triggers intramolecular B–C bond formation to give the bicyclic intermediate **A9**. This step corresponds to the reformation of the previously broken B–C bond in the initial borole ring expansion with the azide. In the last step, the complexed borole in **A9** expands its ring *via* C–C coupling between two thiophene rings to form the product **A10** (corresponding to **4a**). Thermodynamically, the overall reaction is highly favoured ( $\Delta G = -37.9$  kcal mol<sup>-1</sup>). Kinetically, the first and last steps of the reaction sequence are equally rate-determining with barriers of 12.6 kcal mol<sup>-1</sup> and



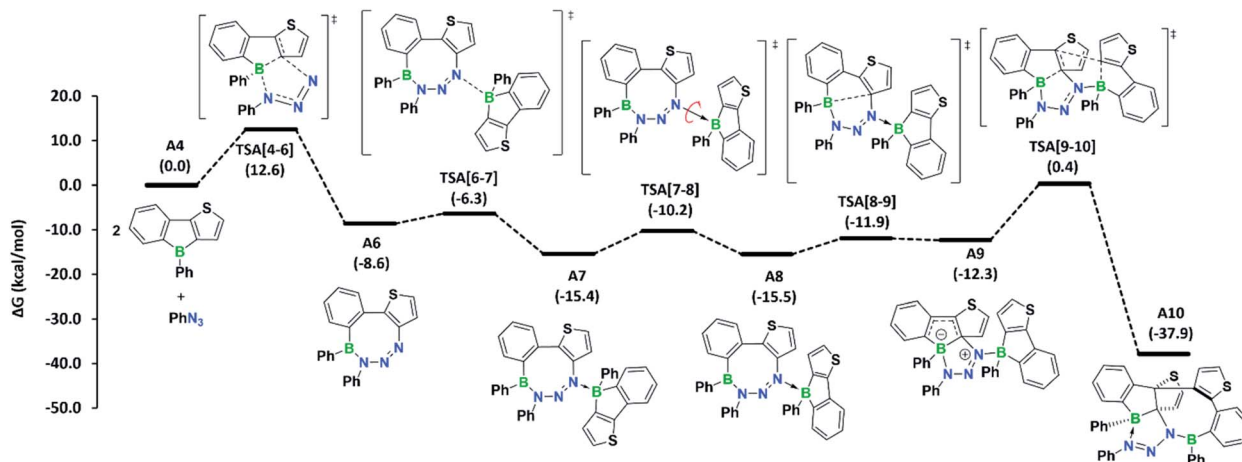


Fig. 4 Mechanism computed for azide adduct formation at the B3LYP-D3BJ/6-311g+\*\*/SMD(C<sub>6</sub>H<sub>6</sub>)/B3LYP-D3BJ/6-31g\*\* level of theory. Free energies in parentheses are in kcal mol<sup>-1</sup>.

12.7 kcal mol<sup>-1</sup>, respectively. These barriers can be easily attained under the reaction conditions and are in line with the rapidly occurring reaction at room temperature.

Conceptually, much of the reaction path resembles that derived from the reaction of boroles with azides, resulting in the formation of 1,2-azaborinines.<sup>17b,e</sup> In fact, an adduct similar to **A8** has been isolated by the group of Martin as a kinetic product in the reaction of pentaphenylborole with trimethylsilyl azide, which yields an 1,2-azaborinine as the thermodynamic product.<sup>17b</sup>

Thermodynamically, in our case, the formation of the corresponding 1,2-azaborinine derivative from borole **2a** and phenyl azide is remarkably exergonic ( $\Delta G = -95.7$  kcal mol<sup>-1</sup>), and thus its formation is highly favoured over heteropropellane **A10**. Yet, the lack of 1,2-azaborinine formation, even after heating the reaction solution to 110 °C for 12 h, signifies that the formation of **A9**, and eventually **A10**, is highly favoured due to the low energy barriers associated with their formation. Moreover, the reactivity of **3a** towards organic azides further establishes the potential of biaryl-bridged bis(boranes) to act as sources of monomeric boroles.

## Conclusions

This study on the tin–boron exchange of a mixed thiophene-benzo-fused stannole with a series of sterically varied aryldibromoboranes has shown that mainly sterics of the B-aryl substituent dictate the product formation between boroles and diboracycles, their macrocyclic dimers. With decreasing steric demand of the boron substituent, the reaction diverts away from the anticipated tin–boron exchange product – the boroles – and produces diboracycles instead. NMR spectroscopic data and computational insights show that the two products are in equilibrium at room temperature, demonstrating that borole dimerisation and dissociation can occur reversibly. Reactivity studies towards Lewis bases and organic azides uncovered that these cyclic dimers behave as “masked”

boroles. With a series of organic azides, an unprecedented mode of ring expansion afforded heteropropellanes containing all three nitrogen atoms of the azide. Mechanistic investigations by quantum chemical calculations revealed that the reaction proceeds through a borole-stabilised eight-membered BN<sub>3</sub>C<sub>4</sub> heterocycle, followed by B–C bond formation and C–C coupling of the two thiophene units. Remarkably, the formation of heteropropellanes from the reaction of thiophene-benzo fused boroles with organic azides seems quite general for a variety of azide substituents.

## Data availability

Full experimental and computational details are provided as part of the ESI.†

## Author contributions

H. B. supervised the project. S. F., L. H., and M. B. carried out the synthetic work. S. F. and K. R. carried out the X-ray crystallographic analyses. M. F. and H. H. contributed to the photophysical studies. I. K. carried out the CV measurements. A. J. carried out the computational studies. I. K. and A. J. prepared the manuscript. S. F., A. J., M. F. and I. K. prepared the ESI. All authors discussed the results and commented on the manuscript.

## Conflicts of interest

There are no conflicts to declare.

## Acknowledgements

We thank the Julius-Maximilians-Universität Würzburg for the financial support of this work. A. J. thanks the Alexander von Humboldt Foundation (Germany) and NSERC (Canada) for postdoctoral fellowships. H. H. thanks the German Research

Foundation (DFG) for funding through the Heisenberg Programme HE 6171/9-1 and M. F. thanks the Deutsche Bundesstiftung Umwelt (DBU) for a doctoral fellowship.

## Notes and references

- 1 For the first report, see: J. J. Eisch, N. K. Hota and S. Kozima, *J. Am. Chem. Soc.*, 1969, **91**, 4575–4577.
- 2 For the most recent borole reviews, see: (a) H. Braunschweig, I. Krummenacher and J. Wahler, *Adv. Organomet. Chem.*, 2013, **61**, 1–53; (b) J. H. Barnard, S. Yruegas, K. Huang and C. D. Martin, *Chem. Commun.*, 2016, **52**, 9985–9991; (c) B. Su and R. Kinjo, *Synthesis*, 2017, **49**, 2985–3034; (d) W. Zhang, B. Zhang, D. Yu and G. He, *Sci. Bull.*, 2017, **62**, 899–900; (e) A. Wakamiya, in *Main Group Strategies towards Functional Hybrid Materials*, ed. T. Baumgartner and F. Jäkle, John Wiley & Sons Ltd., Hoboken (New Jersey), 2018, vol. 1, pp. 1–26; (f) Y. Su and R. Kinjo, *Chem. Soc. Rev.*, 2019, **48**, 3613–3659.
- 3 For recent reviews on fused borole derivatives, see: (a) J. He, F. Rauch, M. Finze and T. B. Marder, *Chem. Sci.*, 2021, **12**, 128–147; (b) X. Su, T. A. Bartholome, J. R. Tidwell, A. Pujol, S. Yruegas, J. J. Martinez and C. D. Martin, *Chem. Rev.*, 2021, **121**, 4147–4192.
- 4 Z. Zhang, R. M. Edkins, M. Haehnel, M. Wehner, A. Eichhorn, L. Mailänder, M. Meier, J. Brand, F. Brede, K. Müller-Buschbaum, H. Braunschweig and T. B. Marder, *Chem. Sci.*, 2015, **6**, 5922–5927.
- 5 (a) A. Iida and S. Yamaguchi, *J. Am. Chem. Soc.*, 2011, **133**, 6952–6955; (b) A. Iida, A. Sekioka and S. Yamaguchi, *Chem. Sci.*, 2012, **3**, 1461–1466.
- 6 W. Zhang, D. Yu, Z. Wang, B. Zhang, L. Xu, G. Li, N. Yan, E. Rivard and G. He, *Org. Lett.*, 2019, **21**, 109–113.
- 7 D. J. Morrison, S. D. Riegel, W. E. Piers, M. Parvez and R. McDonald, *Chem. Commun.*, 2006, 2875–2877.
- 8 A. Hübner, Z.-W. Qu, U. Englert, M. Bolte, H.-W. Lerner, M. C. Holthausen and M. Wagner, *J. Am. Chem. Soc.*, 2011, **133**, 4596–4609.
- 9 S. Yruegas, J. J. Martinez and C. D. Martin, *Chem. Commun.*, 2018, **54**, 6808–6811.
- 10 W. Haubold, J. Herdtle, W. Gollinger and W. Einholz, *J. Organomet. Chem.*, 1986, **315**, 1–8.
- 11 L. Kaufmann, H. Vitze, M. Bolte, H.-W. Lerner and M. Wagner, *Organometallics*, 2008, **27**, 6215–6221.
- 12 (a) J. D. Hoefelmeyer and F. P. Gabbäi, *J. Am. Chem. Soc.*, 2000, **122**, 9054–9055; (b) S. Biswas, I. M. Oppel and H. F. Bettinger, *Inorg. Chem.*, 2010, **49**, 4499–4506.
- 13 (a) M. F. Smith, S. J. Cassidy, I. A. Adams, M. Vasiliu, D. L. Gerlach, D. A. Dixon and P. A. Rugar, *Organometallics*, 2016, **35**, 3182–3191; (b) S. J. Cassidy, I. Brettell-Adams, L. E. McNamara, M. F. Smith, M. Bautista, H. Cao, M. Vasiliu, D. L. Gerlach, F. Qu, N. I. Hammer, D. A. Dixon and P. A. Rugar, *Organometallics*, 2018, **37**, 3732–3741; (c) F. Rauch, S. Fuchs, A. Friedrich, D. Sieh, I. Krummenacher, H. Braunschweig, M. Finze and T. B. Marder, *Chem.–Eur. J.*, 2020, **26**, 12794–12808; (d) J. He, F. Rauch, A. Friedrich, J. Krebs, I. Krummenacher, R. Bertermann, J. Nitsch, H. Braunschweig, M. Finze and T. B. Marder, *Angew. Chem., Int. Ed.*, 2021, **60**, 4833–4840; (e) J. He, F. Rauch, I. Krummenacher, H. Braunschweig, M. Finze and T. B. Marder, *Dalton Trans.*, 2021, **50**, 355–361.
- 14 For pyridine-borole adducts, see: (a) H. Braunschweig and T. Kupfer, *Chem. Commun.*, 2008, 4487–4489; (b) H. Braunschweig, C.-W. Chiu, A. Damme, K. Ferkinghoff, K. Kraft, K. Radacki and J. Wahler, *Organometallics*, 2011, **30**, 3210–3216; (c) H. Braunschweig, A. Damme, D. Gamon, T. Kupfer and K. Radacki, *Inorg. Chem.*, 2011, **50**, 4250–4252; (d) K. Ansorg, H. Braunschweig, C.-W. Chiu, B. Engels, D. Gamon, M. Hugel, T. Kupfer and K. Radacki, *Angew. Chem., Int. Ed.*, 2011, **50**, 2833–2836; (e) H. Braunschweig, A. Damme, D. Gamon, H. Kelch, I. Krummenacher, T. Kupfer and K. Radacki, *Chem.–Eur. J.*, 2012, **18**, 8430–8436; (f) H. Braunschweig, C.-W. Chiu, D. Gamon, M. Kaupp, I. Krummenacher, T. Kupfer, R. Müller and K. Radacki, *Chem.–Eur. J.*, 2012, **18**, 11732–11746; (g) H. Braunschweig, A. Damme, J. O. C. Jimenez-Halla, C. Hörl, I. Krummenacher, T. Kupfer, L. Mailänder and K. Radacki, *J. Am. Chem. Soc.*, 2012, **134**, 20169–20177; (h) H. Braunschweig, C.-W. Chiu, A. Damme, B. Engels, D. Gamon, C. Hörl, T. Kupfer, I. Krummenacher, K. Radacki and C. Walter, *Chem.–Eur. J.*, 2012, **18**, 14292–14304; (i) A. Fukazawa, J. L. Dutton, C. Fan, L. G. Mercier, A. Y. Houghton, Q. Wu, W. E. Piers and M. Parvez, *Chem. Sci.*, 2012, **3**, 1814–1818; (j) H. Braunschweig, C.-W. Chiu, D. Gamon, K. Gruss, C. Hörl, T. Kupfer, K. Radacki and J. Wahler, *Eur. J. Inorg. Chem.*, 2013, 1525–1530; (k) V. A. K. Adiraju and C. D. Martin, *Dalton Trans.*, 2017, **46**, 10324–10331.
- 15 For phosphine-borole adducts, see: (a) J. M. Breunig, A. Hübner, M. Bolte, M. Wagner and H.-W. Lerner, *Organometallics*, 2013, **32**, 6792–6799; (b) S. Bontemps, M. Devillard, S. Mallet-Ladeira, G. Bouhadir, K. Miqueu and D. Bourissou, *Inorg. Chem.*, 2013, **52**, 4714–4720; (c) L. E. Laperriere, S. Yruegas and C. D. Martin, *Tetrahedron*, 2019, **75**, 937–943; (d) W. Yang, K. E. Krantz, D. A. Dickie, A. Molino, D. J. D. Wilson and R. J. Gilliard Jr, *Angew. Chem., Int. Ed.*, 2020, **59**, 3971–3975; (e) N. Ando, T. Yamada, H. Narita, N. N. Oehlmann, M. Wagner and S. Yamaguchi, *J. Am. Chem. Soc.*, 2021, **143**, 9944–9951.
- 16 (a) G. E. Herberich and H. Ohst, *Chem. Ber.*, 1985, **118**, 4303–4313; (b) P. J. Fagan, E. G. Burns and J. C. Calabrese, *J. Am. Chem. Soc.*, 1988, **110**, 2979–2981; (c) G. E. Herberich, M. Negele and H. Ohst, *Chem. Ber.*, 1991, **124**, 25–29; (d) Z. Wang, Y. Zhou, K.-H. Lee, W. H. Lam, R. D. Dewhurst, H. Braunschweig, T. B. Marder and Z. Lin, *Chem.–Eur. J.*, 2017, **23**, 11587–11597; (e) J. J. Baker, K. H. M. Al Furajji, O. Tara Liyanage, D. J. D. Wilson, J. L. Dutton and C. D. Martin, *Chem.–Eur. J.*, 2019, **25**, 1581–1587; (f) X. Su, J. J. Baker and C. D. Martin, *Chem. Sci.*, 2020, **11**, 126–131.
- 17 (a) H. Braunschweig, C. Hörl, L. Mailänder, K. Radacki and J. Wahler, *Chem.–Eur. J.*, 2014, **20**, 958–9861; (b) S. A. Couchman, T. K. Thompson, D. J. D. Wilson, J. L. Dutton and C. D. Martin, *Chem. Commun.*, 2014, **50**,

- 11724–11726; (c) H. Braunschweig, M. A. Celik, F. Hupp, I. Krummenacher and L. Mailänder, *Angew. Chem., Int. Ed.*, 2015, **54**, 6347–6351; (d) H. Braunschweig, F. Hupp, I. Krummenacher, L. Mailänder and F. Rauch, *Chem.–Eur. J.*, 2015, **21**, 17844–17849; (e) H. Braunschweig, M. A. Celik, T. Dellermann, G. Frenking, K. Hammond, F. Hupp, H. Kelch, I. Krummenacher, F. Lindl, L. Mailänder, J. H. Müssig and A. Ruppert, *Chem.–Eur. J.*, 2017, **23**, 8006–8013.
- 18 (a) M. Müller, C. Maichle-Mössmer and H. F. Bettinger, *Angew. Chem., Int. Ed.*, 2014, **53**, 9380–9383; (b) S. Yruegas, J. J. Martinez and C. D. Martin, *Chem. Commun.*, 2018, **54**, 6808–6811; (c) W. Zhang, G. Li, L. Xu, Y. Zhuo, W. Wan, N. Yan and G. He, *Chem. Sci.*, 2018, **9**, 4444–4450.
- 19 C. F. Pupim, A. J. L. Catão and A. López-Castillo, *J. Mol. Model.*, 2018, **24**, 283.