

Article

Nitropyridines as 2π -Partners in 1,3-Dipolar Cycloadditions with N-Methyl Azomethine Ylide: An Easy Access to Condensed Pyrrolines

Maxim A. Bastrakov *, Alexey K. Fedorenko, Alexey M. Starosotnikov  and Alexander Kh. Shakhnes

N.D. Zelinsky Institute of Organic Chemistry RAS, Leninsky Prosp. 47, 119991 Moscow, Russia; alexeyfedorenko21@mail.ru (A.K.F.); alexey41@list.ru (A.M.S.); shakhnes@ioc.ac.ru (A.K.S.)

* Correspondence: b_max82@mail.ru

Abstract: 1,3-Dipolar cycloaddition reactions of 2-substituted 5-*R*-3-nitropyridines and isomeric 3-*R*-5-nitropyridines with N-methyl azomethine ylide were studied. The effect of the substituent at positions 2 and 5 of the pyridine ring on the possibility of the [3+2]-cycloaddition process was revealed. A number of new derivatives of pyrroline and pyrrolidine condensed with a pyridine ring were synthesized.

Keywords: nitro group; nitropyridines; pyrrolo[3,4-*c*]pyridines; dearomatization; 1,3-dipolar cycloaddition; pyrrolidines; azomethine ylides



Citation: Bastrakov, M.A.; Fedorenko, A.K.; Starosotnikov, A.M.; Shakhnes, A.K. Nitropyridines as 2π -Partners in 1,3-Dipolar Cycloadditions with N-Methyl Azomethine Ylide: An Easy Access to Condensed Pyrrolines. *Molecules* **2021**, *26*, 5547. <https://doi.org/10.3390/molecules26185547>

Academic Editors: Alexander V. Aksenov and Fawaz Aldabbagh

Received: 16 July 2021

Accepted: 3 September 2021

Published: 13 September 2021

Publisher's Note: MDPI stays neutral with regard to jurisdictional claims in published maps and institutional affiliations.



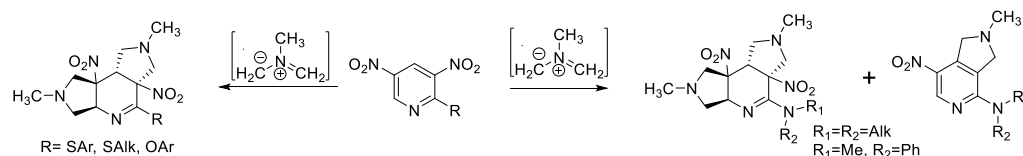
Copyright: © 2021 by the authors. Licensee MDPI, Basel, Switzerland. This article is an open access article distributed under the terms and conditions of the Creative Commons Attribution (CC BY) license (<https://creativecommons.org/licenses/by/4.0/>).

1. Introduction

Pyridine derivatives of both natural and synthetic origin are one of the promising classes of heterocyclic compounds, which have a great synthetic potential and are of interest for the synthesis of biologically active substances. It is known that a large number of pyridine derivatives possess antimicrobial, antiviral, anticancer, analgesic, and antioxidant activities [1–5]. Recently, there has been a rapid development of approaches to the synthesis (including industrial) of condensed pyridines with various types of useful biological activity [6–12].

1,3-Dipolar cycloaddition reactions represent one of the most effective strategies leading to new fused heterocycles. Cycloaddition to aromatic compounds is accompanied by dearomatization, which leads to saturated, hardly accessible structures [13–18].

Earlier, we reported on the development of a method for the synthesis of pyrrolidine and pyrroline derivatives condensed with a pyridine ring on the basis of 2-*R*-3,5-dinitropyridines [19,20]. It was shown that, depending on the nature of 2-*R*, annulation of either two pyrrolidine rings or one pyrroline ring is possible [20], Scheme 1.



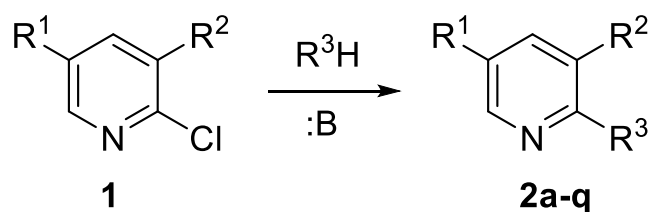
Scheme 1. Synthesis of pyrrolidine and pyrroline derivatives condensed with pyridine ring.

2. Results and Discussion

2.1. Synthesis of Starting 2-Substituted 5-*R*-3-nitropyridines **2a–q**






In this work we studied the effect of the substituent at position 5 of the pyridine ring on the [3+2]-cycloaddition process. We used available 2-chloro-5-*R*-3-nitropyridines **1** as starting compounds. The mobile chlorine atom in these compounds is capable of being

replaced by the action of nucleophiles under mild conditions. As a result of reaction **1** with thiols, amines, and phenols, compounds **2a–q** were synthesized (Scheme 2, Table 1).



Scheme 2. Synthesis of nitropyridines **2a–q**.

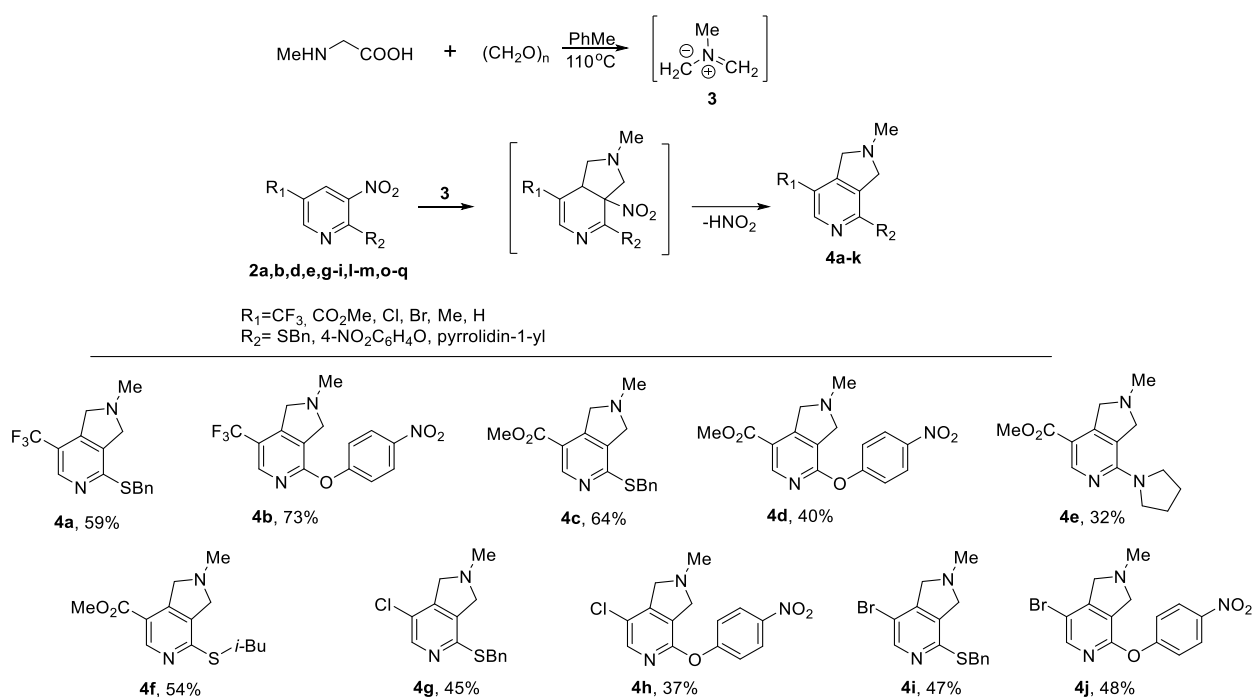
Table 1. Reaction conditions and isolated yields of compounds **2a–q**.

Compound	R ³ H	R ¹	R ²	Conditions *	Yield (%)
2a	BnSH	CF ₃	NO ₂	A	88
2b	4-NO ₂ -C ₆ H ₄ OH	CF ₃	NO ₂	B	79
2c		CF ₃	NO ₂	C	95
2d	BnSH	CO ₂ Me	NO ₂	A	95
2e	4-NO ₂ -C ₆ H ₄ OH	CO ₂ Me	NO ₂	B	93
2f		CO ₂ Me	NO ₂	C	92
2g	<i>i</i> -BuSH	CO ₂ Me	NO ₂	A	85
2h	BnSH	Cl	NO ₂	A	77
2i	4-NO ₂ -C ₆ H ₄ OH	Cl	NO ₂	B	81
2j		Cl	NO ₂	C	91
2k	BnSH	Me	NO ₂	A	58
2l	BnSH	Br	NO ₂	A	68
2m	4-NO ₂ -C ₆ H ₄ OH	Br	NO ₂	B	74
2n		Br	NO ₂	C	86
2o	BnSH	NO ₂	CO ₂ Me	A	98
2p	4-NO ₂ -C ₆ H ₄ OH	NO ₂	CO ₂ Me	B	92
2q		NO ₂	CO ₂ Me	C	94

* Reaction conditions. A: R³H (1 equiv.), Et₃N, MeOH, 20 °C; B: R³H (1 equiv.), Na₂CO₃, CH₃CN, 80 °C; C: R³H (2 equiv.), MeOH, 20 °C.

2.2. [3+2]-Cycloaddition of Nitropyridines **2**

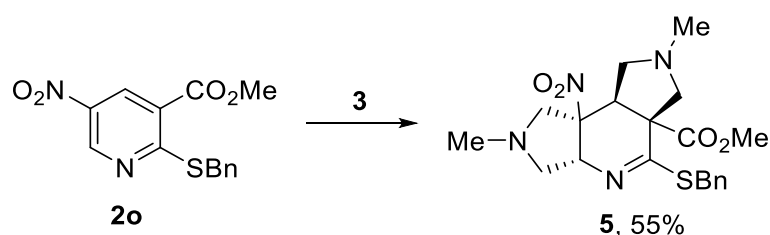
We studied pyridines **2a–q** in 1,3-dipolar cycloaddition reactions with an excess of N-methyl azomethine ylide **3**, which was generated in situ from sarcosine and paraformaldehyde under reflux in toluene. In the case of pyridines **2a,b,d,e,g–i,k–m,o–q**, a dipole was added at the C=C-NO₂ bond followed by elimination of the HNO₂ molecule and rearomatization of the system with the formation of pyrroline derivatives **4**, Scheme 3.



Scheme 3. [3+2]-Cycloaddition of pyridines **2** with N-methyl azomethine ylide **3**.

Thus, pyridines containing a donor substituent (Me or H) at position 5 do not undergo a [3+2]-cycloaddition reaction. In addition, in the presence of an amine moiety in position 2 (compounds **2c**, **2j**, **2n**, **2q**), the reaction also does not proceed. This reactivity is most likely associated with the electron-donor effect of the amino group, which reduces the overall electrophilicity of the starting compound [20,21]. The target product was isolated only for compound **2f** where conversion of the starting pyridine was about 50% according to the NMR spectroscopy data.

The reaction of pyridine **2o** with azomethine ylide **3** deserves special attention (Scheme 4). We found that this reaction resulted in the addition of two molecules of a dipole to the pyridine nucleus with the formation of compound **5**.



Scheme 4. Reaction of **2o** with N-methyl azomethine ylide.

It is known that, in similar reactions, the addition of a dipole occurs from the opposite sides of the benzene (pyridine) ring, providing *trans*-cycloadducts [19,20,22,23]. However there are examples of the formation of *cis*-cycloadducts [24]. The cycloaddition of **3** to pyridine **2o** can in principle provide two isomeric products **5** and **6**, Figure 1. We carried out a detailed study of the cycloaddition adduct using various NMR experiments (COSY, ^1H - ^{13}C HMBC, ^1H - ^{13}C HSQC, NOESY). The full assignment of hydrogen and carbon atoms in NMR spectra was made. The ^1H - ^1H NOESY spectrum of **5** contains a characteristic cross-peak corresponding to the interaction of spatially close H(1) and H(6) protons, Figure 1. At the same time, the interaction between H(1) and H(5) was not observed. These data allowed us to unambiguously confirm *trans*-cycloaddition and the formation of compound **5**.

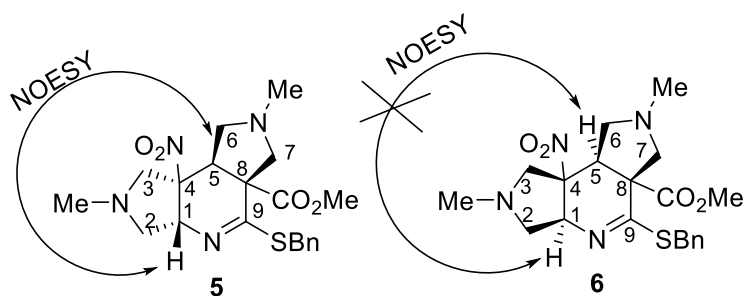


Figure 1. Selected interactions in 2D NOESY spectra of compound 5, 6.

3. Materials and Methods

3.1. General Information

All chemicals were of commercial grade and used directly without purification. Melting points were measured on a Stuart SMP 20 apparatus (Stuart (Bibby Scientific), UK). ^1H and ^{13}C NMR spectra were recorded on a Bruker AM-300 (at 300.13 and 75.13 MHz, respectively, Bruker Biospin, Germany) and a Bruker Avance DRX 500 (at 500 and 125 MHz, respectively, Bruker Biospin, Germany) in $\text{DMSO}-d_6$ or CDCl_3 . HRMS spectra were recorded on a Bruker micrOTOF II mass spectrometer (Bruker micrOTOF II mass spectrometer) using ESI. All reactions were monitored by TLC analysis using ALUGRAM SIL G/UV254 plates, which were visualized by UV light (see Supplementary Materials).

3.2. Synthesis of Compounds 2a, 2d, 2g, 2h, 2k, 2l, 2o

An appropriate thiol (1 mmol) and Et_3N (0.14 mL, 1 mmol) were added to a solution of 1 mmol of appropriate chloride in methanol (30 mL). The reaction mixture was stirred at room temperature for 0.5–2 h until the starting compound was completely consumed (TLC). Then mixture was poured into water and acidified with HCl to a pH of 4. The precipitate that formed was filtered off, washed with water, and dried in air.

2-(Benzylthio)-3-nitro-5-(trifluoromethyl)pyridine (2a). 88%. M.p. 58–60 °C. ^1H NMR (300 MHz, CDCl_3): δ 4.54 (s, 2H, CH_2), 7.30–7.46 (m, 5H, Ph), 8.73 (s, 1H), 8.97 (s, 1H). NMR (75 MHz, CDCl_3): δ 35.8, 120.8, 122.1, 122.5, 124.4, 127.6, 128.5, 128.7, 129.4, 131.1, 131.1, 136.0, 140.8, 149.2, 149.3, 162.1. HRMS (ESI) calc. for $[\text{C}_{13}\text{H}_9\text{F}_3\text{N}_2\text{O}_2\text{S}]^+ [\text{M} + \text{H}]^+$ 315.0418, found 315.0410.

Methyl 6-(benzylthio)-5-nitronicotinate (2d). 95%. M.p. 103–105 °C. ^1H NMR (300 MHz, CDCl_3): δ 4.00 (s, 3H, CH_3), 4.53 (s 2H, CH_2), 7.26–7.44 (m, 5H, Ph), 8.01 (s, 1H), 8.25 (s, 1H). ^{13}C NMR (75 MHz, CDCl_3): δ 35.8, 52.9, 121.8, 127.5, 128.6, 129.4, 134.4, 136.2, 141.1, 153.2, 162.3, 164.0. HRMS (ESI) calc. for $[\text{C}_{14}\text{H}_{12}\text{N}_2\text{O}_4\text{S}]^+ [\text{M} + \text{H}]^+$ 305.0590, found 305.0591.

Methyl 6-(isobutylthio)-5-nitronicotinate (2g). 85%. M.p. 64–66 °C. ^1H NMR (300 MHz, CDCl_3): δ 1.08 (d, $J = 6.6$ Hz, 6H, $2\text{CH}_3(\text{i-Bu})$), 1.94–2.04 (m, 1H, CH (i-Bu)), 3.19 (d, $J = 6.6$ Hz, 2H, $\text{CH}_2(\text{i-Bu})$), 3.99 (s, 2H, CO_2CH_3), 8.98 (s, 1H, C(4)-H), 9.20 (s, 1H, C(6)-H). ^{13}C NMR (75 MHz, CDCl_3): δ 22.2, 27.9, 39.4, 52.8, 121.2, 134.3, 141.6, 153.1, 163.2, 164.1. HRMS (ESI) calc. for $[\text{C}_{11}\text{H}_{14}\text{N}_2\text{O}_4\text{S}]^+ [\text{M} + \text{H}]^+$ 271.0751, found 271.0747.

2-(Benzylthio)-5-chloro-3-nitropyridine (2h). 77%. M.p. 65–67 °C. ^1H NMR (300 MHz, CDCl_3): δ 4.48 (s, 2H, CH_2), 7.26–7.45 (m, 5H, Ph), 8.51 (d, $J = 2.4$ Hz, 1H, C(4)-H), 8.70 (d, $J = 2.4$ Hz, 1H, C(6)-H). ^{13}C NMR (75 MHz, CDCl_3): δ 35.5, 127.0, 127.5, 128.6, 129.3, 133.1, 136.4, 141.3, 151.9, 155.9. HRMS (ESI) calc. for $[\text{C}_{12}\text{H}_9\text{ClN}_2\text{O}_2\text{S}]^+ [\text{M} + \text{H}]^+$ 281.0143, found 281.0146.

2-(Benzylthio)-5-methyl-3-nitropyridine (2k). 58%. M.p. 83–85 °C. ^1H NMR (300 MHz, CDCl_3): δ 2.43 (s, 3H, CH_3), 4.48 (s, 2H, CH_2), 7.25–7.45 (m, 5H, Ph), 8.32 (s, 1H), 8.58 (s, 1H). ^{13}C NMR (75 MHz, CDCl_3): δ 17.3, 35.2, 127.2, 127.4, 128.5, 129.2, 129.4, 133.8, 137.1, 141.4, 153.8. HRMS (ESI) calc. for $[\text{C}_{13}\text{H}_{12}\text{N}_2\text{O}_2\text{S}]^+ [\text{M} + \text{H}]^+$ 261.0692, found 261.0687.

2-(Benzylthio)-5-bromo-3-nitropyridine (**2l**). 68%. M.p. 33–35 °C. ¹H NMR (300 MHz, CDCl₃): δ 4.38 (s, 2H, CH₂), 7.18–7.37 (m, 5H, Ph), 8.56 (d, *J* = 2.1 Hz, 1H, C(4)-H), 8.70 (d, *J* = 2.1 Hz, 1H, C(6)-H). ¹³C NMR (75 MHz, CDCl₃): δ 35.5, 114.4, 127.5, 128.6, 129.4, 135.8, 136.4, 142.0, 154.0, 156.4. HRMS (ESI) calc. for [C₁₂H₉BrN₂O₂S]⁺ [M + H]⁺ 324.9639, found 324.9641.

Methyl 2-(benzylthio)-5-nitronicotinate (**2o**). 98%. M.p. 103–105 °C. ¹H NMR (300 MHz, CDCl₃): δ 3.91 (s, 3H, CH₃), 4.44 (s, 2H, CH₂), 7.16–7.37 (m, 5H, Ph), 8.88 (s, 1H), 8.30 (s, 1H). ¹³C NMR (75 MHz, CDCl₃): δ 35.8, 53.0, 122.1, 127.4, 128.6, 129.4, 133.5, 136.5, 140.2, 146.5, 163.9, 169.6. HRMS (ESI) calc. for [C₁₄H₁₂N₂O₄S]⁺ [M + H]⁺ 305.0592, found 305.0591.

3.3. Synthesis of Compounds **2b**, **2e**, **2i**, **2m**, **2p**

4-Nitrophenol 0.14 g (1 mmol) and Na₂CO₃ (0.106 g, 1 mmol) were added to a solution of appropriate chloride (1 mmol) in acetonitrile (15 mL). The reaction mixture was refluxed for 2 h until the starting compound was completely consumed (monitoring by TLC), poured into a five-fold excess of water, and acidified with HCl to a pH of 2. The precipitate that formed was filtered off, washed with water, and dried in air.

3-Nitro-2-(4-nitrophenoxy)-5-(trifluoromethyl)pyridine (**2b**). 79%. M.p. 96–98 °C. ¹H NMR (300 MHz, CDCl₃): δ 7.41 (d, *J* = 8.7 Hz, 2H, 4-NO₂-Ph), 8.39 (d, *J* = 8.7 Hz, 2H, 4-NO₂-Ph), 8.62 (s, 1H, C(4)-H), 8.69 (s, 1H, C(6)-H). ¹³C NMR (75 MHz, CDCl₃): δ 120.3, 122.6, 122.9, 123.4, 123.9, 125.6, 133.7, 145.8, 148.8, 156.6. HRMS (ESI) calc. for [C₁₂H₆F₃N₃O₅]⁺ [M + H]⁺ 330.0330, found 330.0332.

Methyl 5-nitro-6-(4-nitrophenoxy)nicotinate (**2e**). 93%. M.p. 128–130 °C. ¹H NMR (300 MHz, CDCl₃): δ 4.00 (s, 3H, CO₂CH₃), 7.39 (d, *J* = 9.0 Hz, 2H, 4-NO₂-Ph), 8.36 (d, *J* = 9.0 Hz, 2H, 4-NO₂-Ph), 8.93 (s, 1H, C(4)-H), 8.97 (s, 1H, C(6)-H). ¹³C NMR (75 MHz, CDCl₃): δ 53.0, 122.6, 122.8, 125.9, 134.0, 136.9, 145.6, 152.9, 156.8, 163.2. HRMS (ESI) calc. for [C₁₃H₉N₃O₇]⁺ [M + H]⁺ 320.0503, found 320.0513.

5-Chloro-3-nitro-2-(4-nitrophenoxy)pyridine (**2i**). 81%. M.p. 110–112 °C. ¹H NMR (300 MHz, CDCl₃): δ 7.37 (d, *J* = 9.0 Hz, 2H, 4-NO₂-Ph), 8.34–8.37 (m, 3H, C(4)-H *u* 4-NO₂-Ph), 8.44 (d, *J* = 2.1 Hz, 1H, C(6)-H). ¹³C NMR (75 MHz, CDCl₃): δ 122.2, 125.6, 126.9, 134.3, 135.4, 145.4, 150.2, 153.0, 157.2. HRMS (ESI) calc. for [C₁₁H₆ClN₃O₅]⁺ [M + H]⁺ 317.9882, found 317.9888.

5-Bromo-3-nitro-2-(4-nitrophenoxy)pyridine (**2m**). 74%. M.p. 118–120 °C. ¹H NMR (300 MHz, CDCl₃): δ 7.29 (d, *J* = 9.0 Hz, 2H, 4-NO₂-Ph), 8.27 (d, *J* = 9.0 Hz, 2H, 4-NO₂-Ph), 8.48 (d, *J* = 2.1 Hz, 1H, C(4)-H), 8.63 (d, *J* = 2.1 Hz, 1H, C(6)-H). ¹³C NMR (75 MHz, CDCl₃): δ 113.8, 122.2, 125.6, 138.1, 145.4, 152.4, 153.5, 157.2. HRMS (ESI) calc. for [C₁₁H₆BrN₃O₅]⁺ [M + H]⁺ 361.9379, found 361.9383.

Methyl 5-nitro-2-(4-nitrophenoxy)nicotinate (**2p**). 92%. M.p. 148–150 °C. ¹H NMR (300 MHz, CDCl₃): δ 3.96 (s, 3H, CO₂CH₃), 7.29 (d, *J* = 8.7 Hz, 2H, 4-NO₂-Ph), 8.28 (d, *J* = 8.7 Hz, 2H, 4-NO₂-Ph), 9.01 (s, 2H, C(4)-H *u* C(6)-H). ¹³C NMR (75 MHz, CDCl₃): δ 53.3, 115.3, 122.6, 125.6, 137.6, 140.5, 145.5, 147.0, 157.3, 162.6, 163.3. HRMS (ESI) calc for [C₁₃H₉N₃O₇]⁺ [M + H]⁺ 320.0505, found 320.0513.

3.4. Synthesis of Compounds **2c**, **2f**, **2j**, **2n**, **2q**

Pyrrolidine 0.16 mL (2 mmol) was added to a solution of appropriate chloride (1 mmol) in methanol (15 mL). The reaction mixture was stirred at room temperature for 2 h (monitoring by TLC), poured into an excess of water, and acidified with HCl to a pH of 2. The precipitate that formed was filtered off, washed with water, and dried.

3-Nitro-2-(pyrrolidin-1-yl)-5-(trifluoromethyl)pyridine (**2c**) 95%. M.p. 65–67 °C. ¹H NMR (300 MHz, CDCl₃): δ 2.04 (t, *J* = 6.6 Hz, 4H, CH₂CH₂CH₂CH₂), 3.47 (br.s, 4H, CH₂CH₂CH₂CH₂), 8.31 (s, 1H, C(4)-H), 8.55 (s, 1H, C(6)-H). ¹³C NMR (75 MHz, CDCl₃): δ 25.3, 49.8, 113.5, 114.0, 121.7, 125.4, 130.1, 132.4, 132.5, 148.5, 148.6, 151.0. HRMS (ESI) calc. for [C₁₀H₁₀F₃N₃O₂]⁺ [M + H]⁺ 262.0797, found 262.0798.

Methyl 5-nitro-6-(pyrrolidin-1-yl)nicotinate (2f). 92%. M.p. 87–89 °C. ¹H NMR (300 MHz, CDCl₃): δ 2.01 (br.s, 4H, CH₂CH₂CH₂CH₂), 3.48 (br.s, 4H, CH₂CH₂CH₂CH₂), 3.91 (s, 3H, CO₂CH₃), 8.62 (s, 1H, C(4)-H), 8.88 (s, 1H, C(6)-H). ¹³C NMR (75 MHz, CDCl₃): δ 25.3, 49.8, 52.1, 113.6, 130.7, 136.1, 151.3, 153.1, 164.9. HRMS (ESI) calc. for [C₁₁H₁₃N₃O₄]⁺ [M + H]⁺ 252.0978, found 252.0689.

5-Chloro-3-nitro-2-(pyrrolidin-1-yl)pyridine (2j). 91%. M.p. 73–75 °C. ¹H NMR (300 MHz, CDCl₃): δ 1.98–2.05 (m, 4H, CH₂CH₂CH₂CH₂), 3.40 (t, *J* = 6.6 Hz, 4H, CH₂CH₂CH₂CH₂), 8.09 (d, *J* = 2.4 Hz, 1H, C(4)-H), 8.29 (d, *J* = 2.4 Hz, 1H, C(6)-H). ¹³C NMR (75 MHz, CDCl₃): δ 25.4, 49.7, 117.0, 130.8, 133.8, 148.8, 150.5. HRMS (ESI) calc. for [C₉H₁₀ClN₃O₂]⁺ [M + H]⁺ 228.0534, found 228.0534.

5-Bromo-3-nitro-2-(pyrrolidin-1-yl)pyridine (2n): 86%. M.p. 67–69 °C. ¹H NMR (300 MHz, CDCl₃): δ 1.92 (dd, *J*₁ = 12.3 Hz, *J*₂ = 6.6 Hz, 4H, CH₂CH₂CH₂CH₂), 3.31 (t, *J* = 6.6 Hz, 4H, CH₂CH₂CH₂CH₂), 8.13 (d, *J* = 2.1 Hz, 1H, C(4)-H), 8.27 (d, *J* = 2.1 Hz, 1H, C(6)-H). ¹³C NMR (75 MHz, CDCl₃): δ 25.4, 49.7, 103.5, 136.4, 149.0, 152.5. HRMS (ESI) calc. for [C₉H₁₀BrN₃O₂]⁺ [M + H]⁺ 272.0029, found 272.0026.

Methyl 5-nitro-2-(pyrrolidin-1-yl)nicotinate (2q): 79%. M.p. 96–98 °C. ¹H NMR (300 MHz, CDCl₃): δ 1.93 (br.s, 4H, CH₂CH₂CH₂CH₂), 3.45 (br.s, 4H, CH₂CH₂CH₂CH₂), 3.85 (s, 3H, CO₂CH₃), 8.57 (d, *J* = 2.1 Hz, 1H, C(4)-H), 9.00 (d, *J* = 2.1 Hz, C(6)-H). ¹³C NMR (75 MHz, CDCl₃): δ 25.4, 50.4, 52.7, 108.9, 133.8, 135.5, 147.5, 156.6, 165.9. HRMS (ESI) calc. for [C₁₂H₆F₃N₃O₅]⁺ [M + H]⁺ 330.0330, found 330.0332.

3.5. Synthesis of Compounds 4a–j, 5

A mixture of an appropriate nitropyridine (1 mmol), paraformaldehyde (0.18 g, 6 mmol), and sarcosine (0.50 g, 6 mmol) was refluxed in toluene (30 mL), until the starting compound was completely consumed (TLC), and the mixture was cooled to room temperature and filtered. The solvent was evaporated under reduced pressure, and the residue was washed with hexane. The precipitate was filtered off. For compound 5, the residue was purified by column chromatography on MN Kieselgel 60 (0.04–0.063 mm/230–400 mesh) using EtOAc:MeOH (10:1) as an eluent.

4-(Benzylthio)-2-methyl-7-(trifluoromethyl)-2,3-dihydro-1H-pyrrolo[3,4-c]pyridine (4a). 59%. M.p. 56–58 °C. ¹H NMR (300 MHz, CDCl₃): δ 2.61 (s, 3H, N-CH₃), 3.85 (s, 2H, N-CH₂), 4.08 (s, 2H, N-CH₂), 4.56 (s, 2H, S-CH₂), 7.24–7.45 (m, 5H, Ph), 8.57 (s, 1H, C(6)-H). ¹³C NMR (75 MHz, CDCl₃): δ 33.6, 42.0, 58.1, 59.7, 117.0, 117.4, 117.8, 118.3, 118.6, 122.2, 125.9, 127.3, 128.6, 129.1, 129.5, 134.3, 137.6, 144.4, 144.5, 144.5, 144.6, 147.1, 157.0. HRMS (ESI) calc. for [C₁₆H₁₅F₃N₂S]⁺ [M + H]⁺ 325.0981, found 325.0984.

2-Methyl-4-(4-nitrophenoxy)-7-(trifluoromethyl)-2,3-dihydro-1H-pyrrolo[3,4-c]pyridine (4b). 73%. M.p. 91–93 °C. ¹H NMR (300 MHz, CDCl₃): δ 2.68 (s, 3H, N-CH₃), 4.09 (s, 2H, N-CH₂), 4.17 (s, 2H, N-CH₂), 7.34 (d, *J* = 9.0 Hz, 2H, 4-NO₂-Ph), 8.28 (s, 1H, C(6)-H), 8.33 (d, *J* = 9.0 Hz, 2H, 4-NO₂-Ph). ¹³C NMR (75 MHz, CDCl₃): δ 41.9, 57.0, 59.9, 121.8, 125.2, 125.5, 143.6, 143.7, 143.8, 144.7, 153.0, 158.1, 159.0. HRMS (ESI) calc. for [C₁₅H₁₂F₃N₃O₃]⁺ [M + H]⁺ 340.0904, found 340.0902.

Methyl 4-(benzylthio)-2-methyl-2,3-dihydro-1H-pyrrolo[3,4-c]pyridine-7-carboxylate (4c). 64%. M.p. 93–95 °C. ¹H NMR (300 MHz, CDCl₃): δ 2.59 (s, 3H, N-CH₃), 3.83 (s, 2H, N-CH₂), 3.91 (s, 3H, CO₂CH₃), 4.24 (s, 2H, N-CH₂), 4.56 (s, 2H, S-CH₂), 7.21–7.42 (m, 5H, Ph), 8.92 (s, 1H, C(6)-H). ¹³C NMR (75 MHz, CDCl₃): δ 33.6, 42.2, 45.4, 58.2, 61.8, 117.5, 127.3, 128.5, 129.1, 133.8, 137.7, 149.6, 151.0, 157.2, 166.0. HRMS (ESI) calc. for [C₁₇H₁₈N₂O₂S]⁺ [M + H]⁺ 315.1162, found 315.1172.

Methyl 2-methyl-4-(4-nitrophenoxy)-2,3-dihydro-1H-pyrrolo[3,4-c]pyridine-7-carboxylate (4d). 40%. M.p. 101–103 °C. ¹H NMR (300 MHz, CDCl₃): δ 2.66 (s, 3H, N-CH₃), 3.92 (s, 3H, CO₂CH₃), 4.05 (s, 2H, N-CH₂), 4.33 (s, 2H, N-CH₂), 7.31 (*J* = 8.1 Hz, 2H, 4-NO₂-Ph), 8.29 (d, *J* = 8.1 Hz, 2H, 4-NO₂-Ph), 8.65 (s, 1H, C(6)-H). ¹³C NMR (75 MHz, CDCl₃): δ 29.7, 42.1,

52.2, 57.0, 61.9, 118.4, 121.6, 124.5, 125.5, 144.6, 149.2, 156.9, 158.3, 159.2, 165.1. HRMS (ESI) calc. for $[C_{16}H_{15}N_3O_5]^+ [M + H]^+$ 330.1084, found 330.1079.

Methyl 2-methyl-4-(pyrrolidin-1-yl)-2,3-dihydro-1H-pyrrolo[3,4-c]pyridine-7-carboxylate (4e). 32%. M.p. 98–100 °C. 1H NMR (300 MHz, $CDCl_3$): δ 1.94 (t, J = 6.6 Hz, 4H, $CH_2CH_2CH_2CH_2$), 2.59 (s, 3H, N- CH_3), 3.65 (t, J = 6.6 Hz, 4H, $CH_2CH_2CH_2CH_2$), 3.82 (s, 3H, CO_2CH_3), 4.15 (d, J = 3.6 Hz, 4H, CH_2-N-CH_2), 8.62 (s, 1H, C(6)-H). ^{13}C NMR (75 MHz, $CDCl_3$): δ 25.4, 42.3, 48.1, 51.3, 60.6, 61.4, 110.1, 117.8, 150.4, 152.6, 155.5, 166.6. HRMS (ESI) calc. for $[C_{14}H_{19}N_3O_2]^+ [M + H]^+$ 262.1550, found 262.1556.

Methyl 4-(isobutylthio)-2-methyl-2,3-dihydro-1H-pyrrolo[3,4-c]pyridine-7-carboxylate (4f). 54%. Oil. 1H NMR (300 MHz, $CDCl_3$): δ 1.40 (d, J = 6.6 Hz, 6H, $2CH_3$ (i-Bu)), 1.89–2.00 (m, 1H, CH (i-Bu)), 2.61 (s, 3H, N- CH_3), 3.20 (d, J = 6.6 Hz, 2H, CH_2 (i-Bu)), 3.86 (s, 2H, N- CH_2), 3.90 (s, 3H, CO_2CH_3), 4.24 (s, 2H, N- CH_2), 8.87 (s, 1H, C(6)-H). ^{13}C NMR (75 MHz, $CDCl_3$): δ 21.9, 28.6, 28.7, 37.2, 37.7, 37.9, 42.2, 51.6, 51.9, 58.3, 61.8, 112.1, 117.0, 141.7, 149.6, 150.5, 166.0. HRMS (ESI) calc. for $[C_{14}H_{20}N_2O_2S]^+ [M + H]^+$ 281.1318, found 281.1384.

4-(Benzylthio)-7-chloro-2-methyl-2,3-dihydro-1H-pyrrolo[3,4-c]pyridine (4g). 45%. M.p. 70–72 °C. 1H NMR (300 MHz, $CDCl_3$): δ 2.59 (s, 3H, N- CH_3), 3.88 (s, 2H, N- CH_2), 3.99 (s, 2H, N- CH_2), 4.49 (s, 2H, S- CH_2), 7.22–7.41 (m, 5H, Ph), 8.29 (s, 1H, C(6)-H). ^{13}C NMR (125 MHz, $CDCl_3$): δ 33.9, 42.1, 59.2, 59.9, 123.0, 127.1, 128.4, 129.0, 134.9, 137.9, 146.4, 147.5, 150.2. HRMS (ESI) calc. for $[C_{15}H_{15}ClN_2S]^+ [M + H]^+$ 291.0717, found 291.0718.

7-Chloro-2-methyl-4-(4-nitrophenoxy)-2,3-dihydro-1H-pyrrolo[3,4-c]pyridine (4h). 37%. M.p. 119–121 °C. 1H NMR (300 MHz, $CDCl_3$): δ 2.65 (s, 3H, N- CH_3), 4.07 (s, 4H, CH_2-N-CH_2), 7.26 (d, J = 9.0 Hz, 2H, 4- NO_2 -Ph), 8.00 (s, 1H, C(6)-H), 8.29 (d, J = 9.0 Hz, 2H, 4- NO_2 -Ph). ^{13}C NMR (125 MHz, $CDCl_3$): δ 42.0, 58.1, 60.0, 120.7, 122.6, 125.5, 125.9, 144.1, 144.6, 152.8, 155.0, 159.0. HRMS (ESI) calc. for $[C_{14}H_{12}ClN_3O_3]^+ [M + H]^+$ 306.0639, found 306.0639.

4-(Benzylthio)-7-bromo-2-methyl-2,3-dihydro-1H-pyrrolo[3,4-c]pyridine (4i). 47%. Oil. 1H NMR (300 MHz, $CDCl_3$): δ 2.63 (s, 3H, N- CH_3), 4.00 (s, 2H, N- CH_2), 4.05 (s, 2H, N- CH_2), 4.41 (s, 2H, S- CH_2), 7.17–7.32 (m, 5H, Ph), 8.35 (s, 1H, C(6)-H). ^{13}C NMR (75 MHz, $CDCl_3$): δ 33.9, 42.2, 59.4, 61.5, 111.5, 127.2, 128.5, 129.0, 129.3, 134.8, 137.9, 148.7, 149.4, 151.0. HRMS (ESI) calc. for $[C_{15}H_{15}BrN_2S]^+ [M + H]^+$ 335.0206, found 335.0212.

7-Bromo-2-methyl-4-(4-nitrophenoxy)-2,3-dihydro-1H-pyrrolo[3,4-c]pyridine (4j). 48%. M.p. 108–110 °C. 1H NMR (300 MHz, $CDCl_3$): δ 2.67 (s, 3H, N- CH_3), 4.07 (s, 2H, N- CH_2), 4.14 (s, 2H, N- CH_2), 7.26 (d, J = 9.0 Hz, 2H, 4- NO_2 -Ph), 8.10 (s, 1H, C(6)-H), 8.28 (d, J = 9.0 Hz, 2H, 4- NO_2 -Ph). ^{13}C NMR (75 MHz, $CDCl_3$): δ 42.1, 58.3, 61.7, 110.6, 120.9, 125.6, 144.3, 147.1, 154.5, 155.8, 158.9. HRMS (ESI) calc. for $[C_{14}H_{12}BrN_3O_3]^+ [M + H]^+$ 350.0134, found 350.0128.

Methyl (3aR,5aR,8aS,8bR)-5-(benzylthio)-2,7-dimethyl-8b-nitro-2,3,3a,6,7,8,8a,8b-octahydrodipyrrolo[3,4-b:3',4'-d]pyridine-5a(1H)-carboxylate (5). 55%. Oil. Rf = 0.6. 1H NMR (300 MHz, $CDCl_3$): δ 2.19–2.25 (m, 1H), 2.27 (s, 3H, N- CH_3), 2.28 (s, 3H, N- CH_3), 2.51 (d, J = 9.9 Hz, 1H), 2.53 (d, J = 10.0 Hz, 1H), 2.74 (t, J = 8.6 Hz, 1H), 2.99 (d, J = 11.0 Hz, 1H), 3.32–3.39 (m, 2H), 3.58–3.67 (m, 2H), 3.77 (s, 3H, CO_2CH_3), 4.12 (d, J = 13.8 Hz, 1H), 4.24 (d, J = 13.8 Hz, 1H), 4.94 (dd, J_1 = 5.2 Hz, J_2 = 2.2 Hz, 1H), 7.21–7.35 (m, 5H, Ph). ^{13}C NMR (75 MHz, $CDCl_3$): δ 34.1, 41.3, 41.5, 43.3, 53.2, 58.5, 58.8, 60.3, 62.5, 62.6, 66.0, 94.2, 127.1, 128.4, 129.0, 129.4, 137.4, 160.2, 170.9. HRMS (ESI) calc. for $[C_{20}H_{26}N_4O_4S]^+ [M + H]^+$ 419.1747, found 419.1747.

4. Conclusions

Thus, we showed that 2-substituted 5-*R*-3-nitropyridines and isomeric 3-*R*-5-nitropyridines can act as dipolarophiles in [3+2]-cycloaddition reactions with *N*-methyl azomethine ylide. The possibility and rate of the process depends on the combination of substituents at positions 2 and 5: the presence of electron-withdrawing groups is required. As a result, a number of new functionally complex derivatives of pyrroline and pyrrolidine condensed with a pyridine ring were synthesized.

Supplementary Materials: The following are available online, NMR spectra, HRMS data.

Author Contributions: All authors discussed, commented on, and wrote the manuscript. All authors have read and agreed to the published version of the manuscript.

Funding: This research received no external funding.

Data Availability Statement: Not applicable.

Conflicts of Interest: The authors declare no conflict of interest.

Sample Availability: Samples of the compounds are not available from the authors.

References

1. Altaf, A.A.; Shahzad, A.; Gul, Z.; Rasool, N.; Badshah, A.; Lal, B.; Khan, E. A Review on the Medical Importance of Pyridine Derivatives. *J. Drug Des. Med. Chem.* **2015**, *1*, 1–11. [[CrossRef](#)]
2. McAteer, C.H.; Balasubramanian, M.; Murugan, R. *Comprehensive Heterocyclic Chemistry III*; Karitzky, A.R., Ramsden, C.A., Scriven, E.F.V., Taylor, R.J.K., Jones, G., Eds.; Elsevier: New York, NY, USA, 2008; Volume 7, p. 309.
3. Khan, E. Pyridine Derivatives as Biologically Active Precursors; Organics and Selected Coordination Complexes. *ChemistrySelect* **2021**, *6*, 3041–3064. [[CrossRef](#)]
4. Jarman, M.; Barrie, A.S.E.; Llerat, J.M. The 16,17-Double Bond Is Needed for Irreversible Inhibition of Human Cytochrome P45017 α by Abiraterone (17-(3-Pyridyl)androsta-5,16-dien-3 β -ol) and Related Steroidal Inhibitors. *J. Med. Chem.* **1998**, *41*, 5375–5381. [[CrossRef](#)] [[PubMed](#)]
5. Guarna, A.; Occhiato, E.G.; Machetti, F.; Giacomelli, V. 19-Nor-10-azasteroids. 5.1A Synthetic Strategy for the Preparation of (+)-17-(3-Pyridyl)-(5 β)-10-azaestra-1,16-dien-3-one, a Novel Potential Inhibitor for Human Cytochrome P45017 α (17 α -Hydroxylase/C17,20-lyase). *J. Org. Chem.* **1999**, *64*, 4985–4989. [[CrossRef](#)] [[PubMed](#)]
6. Paget, S.D.; Foleno, B.D.; Boggs, C.M.; Goldschmidt, R.M.; Hlasta, D.J.; Weidner-Wells, M.A.; Werblood, H.M.; Wira, E.; Bush, K.; Macielag, M.J. Synthesis and antibacterial activity of pyrroloaryl-substituted oxazolidinones. *Bioorg. Med. Chem. Lett.* **2003**, *13*, 4173–4177. [[CrossRef](#)] [[PubMed](#)]
7. Catalano, J.G.; Gudmundsson, K.S.; Svolto, A.; Boggs, S.D.; Miller, J.F.; Spaltenstein, A.; Thomson, M.; Wheelan, P.; Minick, D.J.; Phelps, D.P.; et al. Synthesis of a novel tricyclic 1,2,3,4,4a,5,6,10b-octahydro-1,10-phenanthroline ring system and CXCR4 antagonists with potent activity against HIV-1. *Bioorg. Med. Chem. Lett.* **2010**, *20*, 2186–2190. [[CrossRef](#)] [[PubMed](#)]
8. Horne, D.B.; Tamayo, N.A.; Bartberger, M.D.; Bo, Y.; Clarine, J.; Davis, C.D.; Gore, V.K.; Kaller, M.R.; Lehto, S.G.; Ma, V.V.; et al. Optimization of Potency and Pharmacokinetic Properties of Tetrahydroisoquinoline Transient Receptor Potential Melastatin 8 (TRPM8) Antagonists. *J. Med. Chem.* **2014**, *57*, 2989–3004. [[CrossRef](#)] [[PubMed](#)]
9. Kubo, K.; Ito, N.; Souza, I.; Isomura, Y.; Homma, H.; Murakami, M. Nitrogen-containing heterocyclic ring derivatives. U.S. Patent 4284778 (A), 18 August 1981.
10. Koeckritz, P.; Liebscher, J.; Huebler, D. Verfahren zur herstellung von 1.2.4-Triazol/1.5-a/-pyridin-8-carbonitrilen. Ger. Patent DD280110 (A1), 27 June 1990.
11. Guba, W.; Nettekoven, M.; Püllmann, B.; Riemer, C.; Schmitt, S. Comparison of inhibitory activity of isomeric triazolopyridine derivatives towards adenosine receptor subtypes or do similar structures reveal similar bioactivities? *Bioorg. Med. Chem. Lett.* **2004**, *14*, 3307–3312. [[CrossRef](#)] [[PubMed](#)]
12. Selby, T.P. Substituted phenyltriazolopyrimidine herbicides. WO Patent 9012012, 18 October 1990.
13. Bertuzzi, G.; Bernardi, L.; Fochi, M. Nucleophilic Dearomatization of Activated Pyridines. *Catalysts* **2018**, *8*, 632. [[CrossRef](#)]
14. Ramachandran, G.; Sathiyarayanan, K. Dearomatization Strategies of Heteroaromatic Compounds. *Curr. Organocatal.* **2015**, *2*, 14–26. [[CrossRef](#)]
15. Dudnik, A.S.; Weidner, V.L.; Motta, A.; Delferro, M.; Marks, T.J. Atom-efficient regioselective 1, 2-dearomatization of functionalized pyridines by an earth-abundant organolanthanide catalyst. *Nat. Chem.* **2014**, *6*, 1100–1107. [[CrossRef](#)] [[PubMed](#)]
16. Roche, S.P.; Porco, J.A. Dearomatization Strategies in the Synthesis of Complex Natural Products. *Angew. Chem. Int. Ed.* **2011**, *50*, 4068–4093. [[CrossRef](#)] [[PubMed](#)]
17. Smith, P.L.; Chordia, M.; Harman, W.D. Synthetic applications of the dearomatization agent pentaammineosmium(II). *Tetrahedron* **2001**, *57*, 8203–8225. [[CrossRef](#)]
18. Wertjes, W.C.; Southgate, E.H.; Sarlah, D. Recent advances in chemical dearomatization of nonactivated arenes. *Chem. Soc. Rev.* **2018**, *47*, 7996–8017. [[CrossRef](#)] [[PubMed](#)]
19. Bastrakov, M.A.; Kucherova, A.Y.; Fedorenko, A.K.; Starosotnikov, A.M.; Fedyanin, I.V.; Dalinger, I.L.; Shevelev, S.A. Dearomatization of 3,5-dinitropyridines—an atom-efficient approach to fused 3-nitropyrrolidines. *Arkivoc* **2017**, *2017*, 181–190. [[CrossRef](#)]
20. Bastrakov, M.A.; Fedorenko, A.K.; Starosotnikov, A.M.; Kachala, V.V.; Shevelev, S.A. Dearomative (3+2) cycloaddition of 2-substituted 3,5-dinitropyridines and N-methyl azomethine ylide. *Chem. Heterocycl. Compd.* **2019**, *55*, 72–77. [[CrossRef](#)]
21. Hansch, C.; Leo, A.; Taft, R.W. A survey of Hammett substituent constants and resonance and field parameters. *Chem. Rev.* **1991**, *91*, 165–195. [[CrossRef](#)]

22. Bastrakov, M.A.; Starosotnikov, A.M.; Pechenkin, S.Y.; Kachala, V.V.; Glukhov, I.V.; Shevelev, S.A. Double 1,3-dipolar cycloaddition of N-methyl Azomethine ylide to meta-Dinitrobenzene annelated with nitrogen aromatic heterocycles. *J. Heterocycl. Chem.* **2010**, *47*, 893–896. [[CrossRef](#)]
23. Konstantinova, L.S.; Bastrakov, M.A.; Starosotnikov, A.M.; Glukhov, I.V.; Lysov, K.A.; Rakitin, O.A.; Shevelev, S.A. 4,6-Dinitrobenzo[c]isothiazole: Synthesis and 1,3-dipolar cycloaddition to azomethine ylide. *Mendeleev Commun.* **2010**, *20*, 353–354. [[CrossRef](#)]
24. Lee, S.; Diab, S.; Queval, P.; Sebban, M.; Chataigner, I.; Piettre, S.R. Aromatic C=C Bonds as Dipolarophiles: Facile Reactions of Uncomplexed Electron-Deficient Benzene Derivatives and Other Aromatic Rings with a Non-Stabilized Azomethine Ylide. *Chem. Eur. J.* **2013**, *19*, 7181–7192. [[CrossRef](#)] [[PubMed](#)]