


 Cite this: *RSC Adv.*, 2018, 8, 40261

Designing a novel tetradentate polyoxometalate eco-catalyst for the synthesis of β -aminocyclohexanone derivatives in water†

 Roya Mozafari, Fariba Heidarizadeh* and Maedeh Azaroon 

The synthesis of a series of known β -aminocyclohexanones has been accomplished using pentaerythrityl tetramethyl imidazolium phosphotungstate (C(MIM-PTA)₄) as a new tetradentate acidic catalyst. It was prepared *via* condensation of pentaerythrityl tetrabromide with methyl imidazole. Then, bulky anion H₂PW₁₂O₄₀¹⁻ was substituted with Br⁻ in the structure. This tetradentate catalyst provides designable cations and anions. Anions have two types of acids, acidic protons, and metals with Lewis acidity. In order to test the efficient catalytic behavior of the tetradentate catalyst, a controlled reaction was performed using benzaldehyde, aniline and cyclohexanone. Imine from the condensation of benzaldehyde and aniline was observed in the absence of ionic catalyst instead of desired products. Thus, this reaction would be attractive because of the time, energy, and raw material saving considerations because of the absence of isolation of intermediates and stereospecificity. The catalyst shows high catalytic activity such that after four recycles the product was obtained with high yield and purity. This reaction was performed at room temperature. Although high temperature could improve the reaction rate, it contributes to side reactions and oxidation of aldehyde and amine. The catalyst was characterized by elemental analysis, FT-IR spectroscopy, ¹H NMR, ¹³C NMR, and TGA.

 Received 6th October 2018
Accepted 25th November 2018

DOI: 10.1039/c8ra08259f

rsc.li/rsc-advances

1. Introduction

The Mannich reaction is one of the most useful strategies for C–C bond formation in organic synthesis.^{1,2} It is a practical and efficient method for the construction of both allylic and benzylic amines, important targets that are found in many biologically active molecules and which are useful synthetic intermediates employed in the total syntheses of alkaloids and other complex molecules.^{3–7} This reaction is considered to be a very effective strategy for the synthesis of useful compounds as building blocks in pharmaceuticals and natural products such as antimicrobial,⁸ cytotoxic,⁹ anticancer¹⁰ and analgesic activity.^{11,12}

Polyoxometalates (POMs), discrete anionic metal-oxo clusters, can be linked together through cationic moieties to build materials with incredible structural diversity which exhibit a wide variety of compositions and structural versatility, as well as important optical, catalytic, and magnetic properties.^{13–18} The POM compounds have been used as efficient catalysts in various chemical transformations due to their strong Brønsted acidity, thermal stabilities, lower corrosivity and higher catalytic activity.^{19–23}

The general catalysts for standard Mannich reactions mainly involve various acids. Most of these strategies suffer from problems such as using corrosive reagents, expensive and large amounts of catalyst, long reaction times, harmful reaction media (fluorinated solvent), and low yields. In this regard, aromatic amines with *ortho*-substitution in most cases gave trace or even no products as a result of a large steric hindrance effect. From economic and environmental perspectives, the favored route is to utilize a one-pot three-component route incorporating a large spectrum of structural diversity.^{24–37}

Among the heteropolyacid (HPA) catalysts, H₃PW₁₂O₄₀ (HPW) as a Brønsted acid has higher strength than H₂SO₄.³⁸ Metal salts of PW₁₂O₄₀³⁻ potentially show the Lewis acidity originating from the metal cations as the electron pair acceptors as well as Brønsted acidity of protons.³⁹ They have different hydrated structures depending upon the environment. Therefore, Lewis acidic HPAs could be introduced by modular grafting Lewis cations onto the phosphotungstic backbone. HPAs used in this research are the well known inorganic modifiers in view of their crystalline nature, high conductivity and thermally stable properties. In the present work, we describe the successful synthesis and use of a tetradentate polyoxometalate (Fig. 1) for the condensation of aldehyde, ketone and amine in the Mannich-type coupling. This designable catalyst has some important properties such as a heterogenic Brønsted and Lewis catalyst, the presence of oxygen as a base, and recyclability.

Chemistry Department, College of Science, Shahid Chamran University, Ahvaz, 61357-4-3169, Iran. E-mail: heidarizadeh@scu.ac.ir; Fax: (+98) 61 33738044; Tel: (+98) 6135743169

† Electronic supplementary information (ESI) available. See DOI: 10.1039/c8ra08259f



2. Experimental

2.1. Materials

Methylimidazole (99%), pentaerythrityl tetrabromide (98%), all solvents and other chemicals were purchased from Fluka and Merck companies and used without further purification. The purity determination of the products and reaction monitoring were accomplished by TLC on silica gel polygram SILG/UV 254 plates. Products were characterized by comparison of their physical and spectral data with those reported in the literatures.

2.2. Instrumentation

NMR spectra were taken using a BRUKER Advance 250 and 400 MHz NMR spectrometer and deuterated DMSO. FT-IR spectra of the powders were recorded utilizing BOMEM MB-Series 1998 FT-IR spectrometer. Mass spectra were obtained by a FINNIGAN-MAT 8430 mass spectrometer operating at an ionization potential of 70 eV. The TGA curve was recorded on a PC Luxx 409 under a nitrogen atmosphere at heating rates of $10\text{ }^{\circ}\text{C min}^{-1}$.

2.3. Preparation of methyl pentaerythrityl tetramethylimidazolium phosphotungstate (C(MIM-PTA)₄)

A mixture of methylimidazole (8 mmol, 0.65 mL) and pentaerythrityl tetrabromide (0.77 g, 2 mmol) was heated and magnetically stirred at $60\text{ }^{\circ}\text{C}$ for 48 h. Diethyl ether (15 mL) was added to the reaction mixture, after cooling to room temperature. At this stage, two-phase solutions appeared and the bottom phase was separated. Then, the ethereal part was evaporated and the white solid appeared. The obtained solid was washed three times with acetonitrile and the residue was dried at $80\text{ }^{\circ}\text{C}$ for 2 h, giving tetramethyl imidazolium bromide C(MIM-Br)₄ as a white powder (yield: 93%, melting point = $174\text{ }^{\circ}\text{C}$).

In the following step, we substituted Br⁻ by bulky anion PW₁₂O₄₀³⁻. This led to the formation of organic-inorganic hybrid solid material. The C(MIM-Br)₄ and phosphotungstic acid (PTA) (H₃PW₁₂O₄₀·nH₂O) were taken in 1 : 4 mmol ratio to prepare one mmol of methyl pentaerythrityl tetramethylimidazolium phosphotungstate. For this reason, (0.5 mmol, 0.351 g) of pentaerythrityl tetramethylimidazolium bromide was added drop wise to the solution containing (2 mmol, 5.6 g) of PTA under constant stirring at room temperature. The white precipitate obtained was washed with distilled water and dried at $80\text{ }^{\circ}\text{C}$ for overnight (yield: 94%).

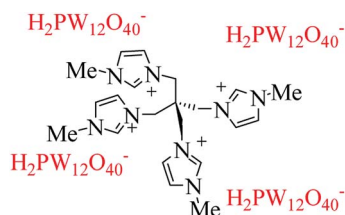
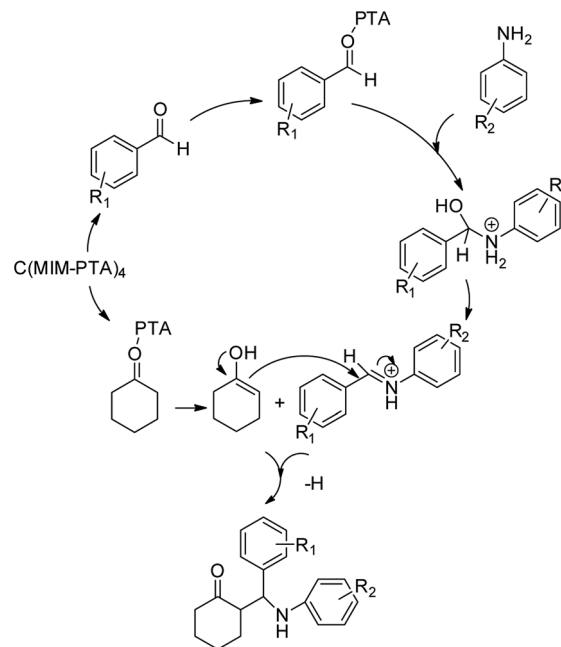


Fig. 1 Tetradentate catalyst (pentaerythrityl tetramethylimidazolium phosphotungstate C(MIM-PTA)₄).



Scheme 1 Proposed mechanistic pathway for the C(MIM-PTA)₄ promoted synthesis of β -aminocyclohexanones.

2.4. A typical procedure for the preparation of β -aminocyclohexanones

Typically, to a mixture of aldehyde (1 mmol), amine (1 mmol), ketone (2 mmol) and H₂O (5 mL) were added the catalyst (0.05 g) and was vigorously stirred at room temperature for the appropriate time. Completion of the reaction was monitored by TLC. Then, the reaction mixture was cooled to room temperature and diluted with hot ethanol (20 mL). The ethanolic solution might have been filtered to isolate the heterogeneous catalyst. The ethanol was then evaporated under reduced pressure to obtain the product. The white crystal was recrystallized with 10 mL ethanol or by thin-layer chromatography on 20×20 plates of silicagel 60 GF254 with *n*-hexane/EtOAc as eluent. Products are known compounds, and their NMR spectra are in accordance with those reported in the literature.

3. Results and discussion

Heteropoly acids are used as a homogeneous catalyst owing to their good solubility in various solvents. Homogeneous catalysts have some major disadvantages that limit the use of these compounds. They are stable only in relatively mild conditions that limit their uses and since the catalysts are dispersed in the reaction media, the separation process is difficult (or impossible) and expensive.

One of the general route to make heterogeneous polyoxometalate catalysts is by loading them in porous materials. This heterogeneous catalyst showed a high activity in many catalytic reactions, but they suffered aggregation and leaching of the catalyst due to the weak interaction with supports. Besides, these hydrophilic polyoxometalate catalysts are insoluble in apolar reaction systems. Therefore, designing a new

Table 1 The one-pot synthesis^a of β -aminocyclohexanones using C(MIM-PTA)₄

Entry	Aldehyde	Aniline	Product	Time (min)	Yield ^b (%)	Mp (°C) found (reported)
1				90	90	137–140 (137–139) ⁴⁰
2				50	88	107–109 (109–110) ⁴²
3				65	95	138–136 (137) ⁴³
4				50	93	134–135 (134–136) ⁴³
5				90	84	122–125 (120–122) ⁴³
6				55	86	260–264 (262–263) ⁴⁰
7				60	89	210–211 (211–213) ⁴⁴
8				45	92	159–161 (161–163) ⁴⁵
9				60	95	127–128 (129) ⁴⁶

^a Reaction conditions: aldehyde (1 mmol), cyclohexanone (2 mmol) and aniline (1 mmol), water (5 mL), C (MIM-PTA)₄ (0.05 g) was vigorously stirred at room temperature for the appropriate time. Completion of the reaction was monitored by TLC. ^b The yields refer to isolated products.

class of heterogeneous catalyst by the pairing of a poly-oxometalate anion with an appropriate cation would be a good candidate instead of porous support.

In this work, we report the synthesis of a versatile, efficient, and reusable heterogeneous pentaerythryl tetramethyl imidazolium phosphotungstate as a tetradentate acidic catalyst and preparation of a series of β -aminocyclohexanones utilizing this new catalyst.

To verify the efficiency of the catalyst, a controlled reaction was performed using benzaldehyde (1 mmol), aniline (1 mmol), and cyclohexanone (2 mmol) at room temperature. In the absence of the catalyst, imine from the condensation of benzaldehyde and aniline were observed (Scheme 1).

However, under the same condition, by employing 0.05 g of C (MIM-PTA)₄, the reaction afforded expected products up to

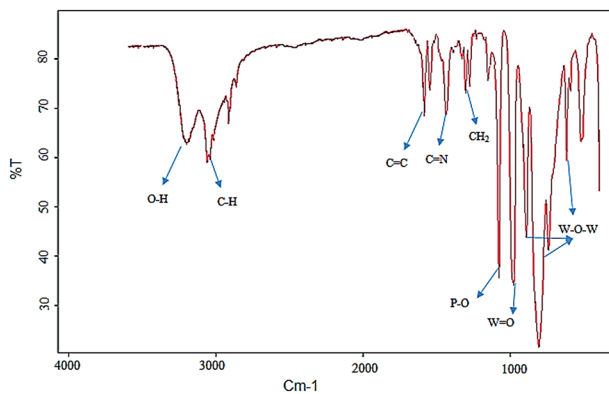


Fig. 2 FT-IR spectra of pentaerythryl tetramethylimidazolium phosphotungstate.

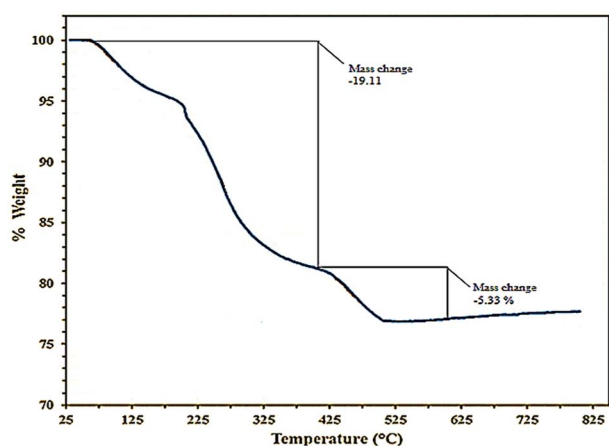


Fig. 3 TGA curve of C(MIM-PTA)₄.

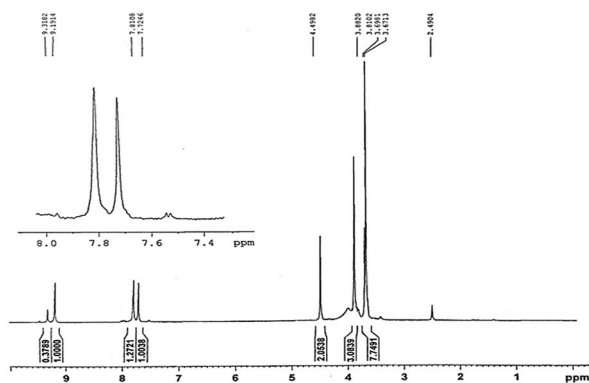


Fig. 4 400 MHz ¹H NMR spectrum in DMSO of pentaerythryl tetramethylimidazolium bromide.

95% yield within 1 h of reaction time without isolation of intermediates. Table 1 summarizes the results.

The solvent-free condition or using H₂O with 0.05 g catalyst at room temperature is apparently the best condition for these reactions. The use of other organic solvents such as CH₂Cl₂, CH₃CO₂Et, CH₃CN, and EtOH afforded the desired product in

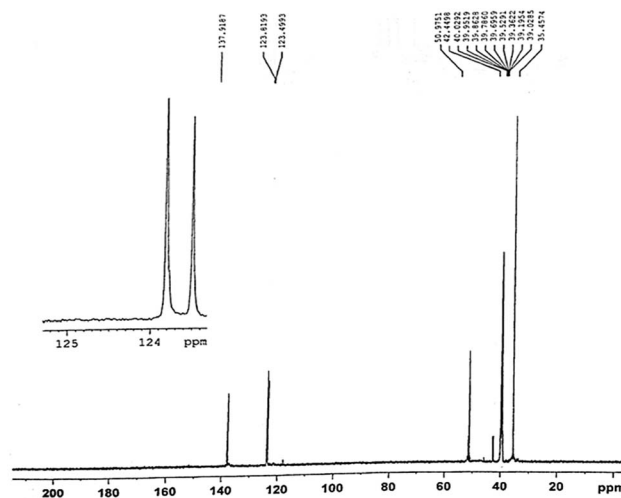


Table 2 Comparing the catalytic activity of C(MIM-PTA)₄ with the reported catalysts in Mannich reaction^a

Entry	Catalyst	Solvent	Time (min)	Yield (%)	Ref.
1	Pentaerythrityl tetramethyl imidazolium phosphotungstate	H ₂ O	60	95	This work
2	Silica sulfuric acid	EtOH	180	96	40
3	HClO ₄ -SiO ₂	EtOH	120	98	41
4	Cu (nano particle)	MeOH	540	88	42
5	Zn(OTf) ₂	CH ₂ Cl ₂	240	93	43
6	OMMT/polystyrene-SO ₃ H	Solvent free	45	95	44
7	ZnO-nanoparticles	H ₂ O	10	86	45
8	Heteropoly acid encapsulated SBA-15/TiO ₂	—	360	99	47
9	H ₃ PW ₁₂ O ₄₀	H ₂ O	180	84	48
10	HybPOM/HPW ₁₂	H ₂ O	60	96	49
11	[DDPA][HSO ₄]	H ₂ O	360	91	50

^a Reaction condition: cyclohexanone, benzaldehyde and aniline.

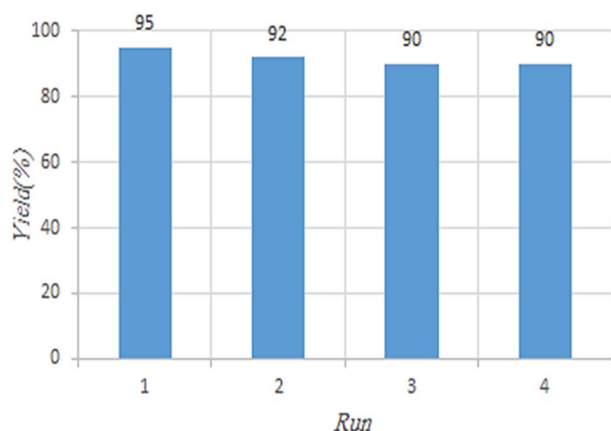


Fig. 6 Recyclability of C(MIM-PTA)₄ in the Mannich reaction.

In the ¹³C NMR spectra, the chemical shifts of the carbon in the imidazole ring are respectively $\delta = 123.49, 123.81, 137.91$ ppm, which are C₁, C₂ and C₃; the chemical shift at $\delta = 50.97$ ppm corresponds to the CH₂-N- carbon linking with imidazole ring, which is the C₄; the chemical shift at $\delta = 42.44$ ppm corresponds to the quaternary carbon, which is the C₅ and CH₃ the chemical shift at $\delta = 35.45$ ppm. So we could confirm that what we synthesized is the target product.

In order to study the pH and the number of free protons, an aqueous solution of NaCl (1 M, 25 mL, pH = 5.9) was mixed with 0.1 g of C(MIM-PTA)₄. Then, the mixture was magnetically stirred for 24 h, followed by declining the pH to 2.2, which was equal to 1.94 mmol H⁺/g of the catalyst. Comparing C(MIM-PTA)₄ and the other catalysts, as reported in the literature, for the mentioned reaction revealed.

The advantages of C(MIM-PTA)₄ over most of them in terms of a higher yield and a shorter reaction time (Table 2). According to these experiences, it can be observed that C(MIM-PTA)₄ is a highly efficient catalyst useful in the Mannich reaction.

To demonstrate the superiority C(MIM-PTA)₄ over the reported catalysts, the reaction of aniline, benzaldehyde and cyclohexanone was considered as a representative example (Fig. 6). It was found that the tetradentate acidic catalyst was

chemically stable and reused at least for the next four same reactions with the same catalytic activity. It is different from immobilization of the homogeneous systems, which usually is associated with decreased catalytic activities and potential leaching of catalyst parts.

In view of the leaching problems observed with tungsten supported on the heterogeneous catalyst, quantitative analysis using AAS was employed to determine the amount of metal in the reaction. The heterogeneity of the C(MIM-PTA)₄ catalyst was examined by carrying out a hot filtration test using aniline, benzaldehyde and cyclohexanone as model substrates. No tungsten could be detected in the liquid phase using AAS and, more significantly, after hot filtration, the reaction of the residual mixture was completely stopped.

4. Conclusions

A novel tetradentate acidic catalyst was synthesized and used for the preparation of β -aminocyclohexanones. In this method, pentaerythrityl tetramethyl imidazolium phosphotungstate as a catalyst exhibited much higher catalytic activity and even after four recycles, the product was obtained with high yield and the same purity of the first product. Additionally, the solvent used was water and the product isolation was extremely easy, which is in complete accordance with the green chemistry protocols. The most appealing part of this work is that various cations and anions can be used with widespread capabilities that may be useful in more acid-catalyzed reactions.

Conflicts of interest

There are no conflicts to declare.

Acknowledgements

This work was supported by the Research Council at the Shahid Chamran University of Ahvaz.

Notes and references

- 1 S. Konda and J. C. G. Zhao, *Tetrahedron*, 2018, **42**, 6166–6172.
- 2 L.-H. Xie, J. Cheng, Z.-W. Luo and G. Lu, *Tetrahedron Lett.*, 2018, **5**, 457–461.
- 3 N. Azizi and M. Edrisi, *Microporous Mesoporous Mater.*, 2017, **240**, 130–136.
- 4 B. Banerjee, *Ultrason. Sonochem.*, 2017, **35**, 15–35.
- 5 J. S. Ghomi and S. Zahedi, *Ultrason. Sonochem.*, 2017, **34**, 916–923.
- 6 R. Khoshnavazi, L. Bahrami, F. Havasi and E. Naseri, *RSC Adv.*, 2017, **7**, 11510–11521.
- 7 E. P. Mayoral, E. Soriano, V. Calvino-Casilda, M. L. Rojas-Cervantes and R. M. Martín-Aranda, *Catal. Today*, 2017, **285**, 65–88.
- 8 M. H. Patel, K. D. Patel and H. D. Patel, *Curr. Bioact. Compd.*, 2017, **13**, 47–58.
- 9 Z. Madanifar, M.-T. Maghsoodlou, M. Kangani and N. Hazeri, *Res. Chem. Intermed.*, 2015, **41**, 9863–9869.
- 10 G. Khanna, K. Aggarwal and J. M. Khurana, *RSC Adv.*, 2015, **58**, 46448–46454.
- 11 K. Byju and B. Jayalakshmi, *IJAPBC*, 2015, **4**, 238–246.
- 12 A. E. M. Nor-Eljaleel, H. M. A. Fadul, S. M. A. Ayuob, M. Abdel Karim, J. H. vander Westhuizen and M. J. A. Abualreish, *Int. Res. J. Pure Appl. Chem.*, 2015, **5**, 106.
- 13 S. Xing, J. Li, G. Niu, Q. Han and H. Liu, *Mol. Catal.*, 2018, **458**, 83–88.
- 14 M. Cheng, Zh. Zhang, H.-L. Li and G.-Yu. Yang, *Inorg. Chem. Commun.*, 2018, **96**, 69–72.
- 15 M. Zheng, Y. Ding, X. Cao, T. Tian and J. Lin, *Appl. Catal., B*, 2018, **237**, 1091–1100.
- 16 A. Al-Shehri and N. Katabathini, *Catal. Commun.*, 2018, **108**, 17–22.
- 17 Q. Xu, Sh. Li, M. K. Banks, W. Xu and R. Wu, *Catal. Commun.*, 2018, **114**, 24–27.
- 18 F. Mirante, L. Dias, M. Silva, S. Ribeiro and S. S. Balula, *Catal. Commun.*, 2018, **104**, 1–8.
- 19 K. Nguyen, N. Tu and T. S. Ph, *Appl. Catal., A*, 2018, **555**, 20–26.
- 20 M. Norouzi, D. Elhamifar and R. Mirbagheri, *Polyhedron*, 2018, **154**, 229–235.
- 21 J. Lunagariya, A. Dhar and R. L. Vekariya, *RSC Adv.*, 2017, **7**, 5412–5420.
- 22 R. L. Vekariya, *J. Dispersion Sci. Technol.*, 2018, **39**, 517–521.
- 23 R. L. Vekariya, *J. Mol. Liq.*, 2017, **227**, 44–60.
- 24 W. M. Basyouni, K. A. M. El-Bayouki, W. M. Tohamy and S. Y. Abbas, *Synth. Commun.*, 2015, **45**, 1073–1081.
- 25 W. J. Chung, M. Omote and J. T. Welch, *J. Org. Chem.*, 2005, **70**, 7784–7787.
- 26 I. Komoto and S. Kobayashi, *J. Org. Chem.*, 2004, **69**, 680–688.
- 27 K. Manabe, Y. Mori and S. Kobayashi, *Tetrahedron*, 2001, **57**, 2537–2544.
- 28 R. Müller, H. Goesmann and H. Waldmann, *Angew. Chem., Int. Ed.*, 1999, **38**, 184–187.
- 29 G. R. Rao and T. Rajkumar, *J. Colloid Interface Sci.*, 2008, **324**, 134–141.
- 30 H. Zeng, H. Li and H. Shao, *Ultrason. Sonochem.*, 2009, **16**, 758–762.
- 31 D. Uraguchi and M. Terada, *J. Am. Chem. Soc.*, 2004, **126**, 5356–5357.
- 32 E. Takahashi, H. Fujisawa and T. Mukaiyama, *Chem. Lett.*, 2004, **33**, 936–937.
- 33 S. Kobayashi, T. Busujima and S. Nagayama, *Synlett*, 1999, **5**, 545–546.
- 34 R. Wang, B.-G. Li, T.-K. Huang, L. Shi and X.-X. Lu, *Tetrahedron Lett.*, 2007, **48**, 2071–2073.
- 35 J. Li, Y. Peng and G. Song, *Catal. Lett.*, 2005, **102**, 159–162.
- 36 Z. Li, X. Ma, J. Liu, X. Feng, G. Tian and A. Zhu, *J. Mol. Catal. A: Chem.*, 2007, **272**, 132–135.
- 37 R. O. Duthaler, *Angew. Chem., Int. Ed.*, 2003, **42**, 975–978.
- 38 J. Li, X. Wang, W. Zhu and F. Cao, *ChemSusChem*, 2009, **2**, 177–183.
- 39 N. Dupré, P. Rémy, K. Micoine, C. Boglio, S. Thorimbert, E. Lacôte, B. Hasenknopf and M. Malacria, *Chem. - Eur. J.*, 2010, **16**, 7256–7264.
- 40 G. Zhang, Z. Huang and J. Zou, *Chin. J. Chem.*, 2009, **27**, 1967–1974.
- 41 M. B. Gawande, A. Velhinho, I. D. Nogueira, C. A. A. Ghumman, O. M. N. D. Teodoro and P. S. Branco, *RSC Adv.*, 2012, **2**, 6144–6149.
- 42 E. Rafiee, S. Eavani, F. Khajooei Nejad and M. Joshaghani, *Tetrahedron*, 2010, **66**, 6858–6863.
- 43 R. Massah, R. J. Kalbasi and N. Samah, *Bull. Korean Chem. Soc.*, 2011, **32**, 1703–1708.
- 44 P. Vadivel, C. S. Maheswari and A. Lalitha, *International Journal of Innovative Technology and Exploring Engineering*, 2013, **2**, 267–270.
- 45 D. Fang, K. Gong, D. Z. Zhang and Z. L. Liu, *Monatsh. Chem.*, 2009, **140**, 1325.
- 46 H. Wu, X. M. Chen, Y. Wan, L. Ye, H. Q. Xin, H. H. Xu, C. H. Yue, L. L. Pang, R. Ma and D. Q. Shi, *Tetrahedron Lett.*, 2009, **50**, 1062–1065.
- 47 D. P. Sawant, J. Justus, V. V. Balasubramanian, K. Ariga, P. Srinivasu, S. Velmathi, S. B. Halligudi and A. Vinu, *Chem.-Eur. J.*, 2008, **14**, 3200–3212.
- 48 N. Azizi, L. Torkiyan and M. R. Saidi, *Org. Lett.*, 2006, **8**, 2079–2082.
- 49 R. Khoshnavaz, L. Bahrami, F. Havasi and E. Naseri, *RSC Adv.*, 2017, **7**, 11510–11521.
- 50 P. Sarma, A. K. Dutta and R. Borah, *Catal. Surv. Asia*, 2017, **21**, 70–93.