

Monoselective N-Methylation of Amides, Indoles, and Related Structures Using Quaternary Ammonium Salts as Solid Methylating Agents

Johanna Templ, Edma Gjata, Filippa Getzner, and Michael Schnürch*



Cite This: *Org. Lett.* 2022, 24, 7315–7319



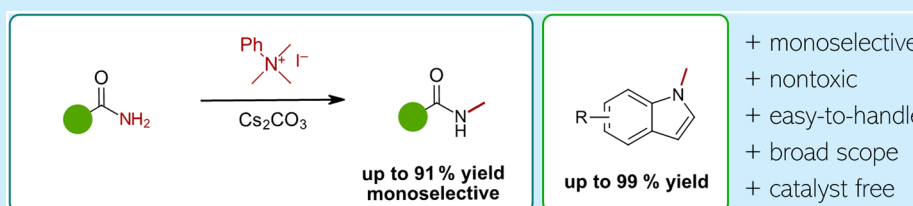
Read Online

ACCESS |

Metrics & More

Article Recommendations

Supporting Information



ABSTRACT: We herein report the use of phenyl trimethylammonium iodide (PhMe₃NI) as a safe, nontoxic, and easy-to-handle reagent for an absolutely monoselective N-methylation of amides and related compounds as well as for the N-methylation of indoles. In addition, we expanded the method to N-ethylation using PhEt₃NI. The ease of operational setup, high yields of ≤99%, high functional group tolerance, and especially the excellent monoselectivity for amides make this method attractive for late-stage methylation of bioactive compounds.

Nitrogen-containing compounds are privileged structures in organic chemistry. For example, among thousands of FDA-approved, small molecule drugs, more than 80% contain at least one nitrogen atom with an average of 2.3 nitrogens per drug.¹ These impressive numbers outline the importance of nitrogen-containing motifs in medicinal chemistry and drug discovery. When checking the top 200 small molecule drugs by retail sales in 2021² (see the bottom of Figure 1 for a selection), one notices the nitrogen atom is found in a majority of pharmaceuticals and herein appears in different structural modifications. Repeatedly occurring nitrogen-containing functionalities include amines, amides, sulfonamides, and N-heterocycles. Simple structural modifications, e.g., alkylation, of such groups often drastically change the physiological and biological properties of pharmaceutically active molecules.^{3,4} Considering alkylation as a late-stage modification in bioactive compounds in general, the simplest and smallest of all alkyl groups, the methyl group, seems to have the most profound impact on altering the biological properties of a molecule.^{5–7} This phenomenon is well-known as the “magic-methyl effect”.^{4,8,9}

Hence, new strategies for efficient and selective N-methylation of amides and related structures are of great interest.¹⁰ However, major challenges with these specific transformations need to be considered (see Figure 1). First, traditionally applied methylating agents, such as iodomethane¹¹ or dimethyl sulfate,¹² often suffer from undesired properties, such as high toxicity, carcinogenicity, and volatility. Some strategies require transition metal catalysts, e.g., when using peroxides¹³ or MeOH^{14–16} as the single-carbon source.

Still others have a relatively narrow substrate scope, which limits the broad application of the respective methylating agent, e.g., when using formaldehyde^{17,18} under reductive conditions or PO(OMe)₃.¹⁹ The Schoenebeck group recently reported a safe and metal-free methylation protocol using tetramethylammonium fluoride.²⁰ This method is characterized by a relatively broad substrate scope, including amides, N-heterocycles, and alcohols. However, this strategy lacks monoselectivity when methylating primary amides. In general, the tendency of primary amides to undergo overalkylation features the second serious challenge when searching for new N-methylation strategies.

We describe herein a novel, safe, and monoselective protocol for efficient methylation of amides using phenyl trimethylammonium iodide (PhMe₃NI) as the CH₃ source under mildly basic conditions, which is characterized by the ease of operational setup. In addition, we demonstrate the broad applicability of this new method by expanding the scope toward N-heterocycles, e.g., indoles, and prove its potential use in the late-stage functionalization of bioactive compounds. Furthermore, the monoselective introduction of an ethyl group

Received: August 16, 2022

Published: October 3, 2022



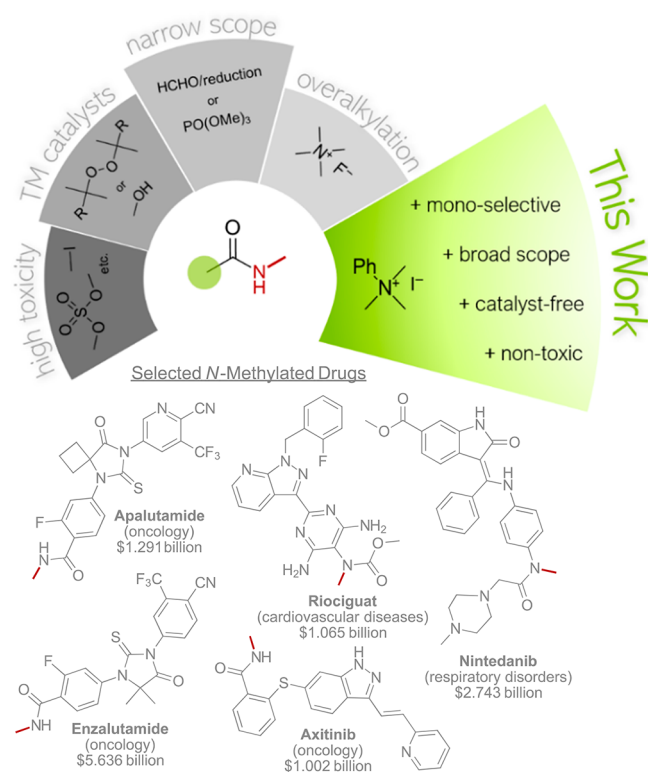


Figure 1. Strategies for the methylation of amides (top) and selected N-methylated small molecule pharmaceuticals and their retail sales in 2021 (bottom).²

can be realized using the related quaternary ammonium salt PhEt_3NI .

For all optimization screenings, we used 4-fluoro benzyl amide (**1a**) as the substrate. The fluoro substituent enables facile quantification directly from the reaction solution without

preceding solvent removal or workup via ^{19}F NMR using trifluoro toluene as the internal standard.

We started our investigations by building on our previous results for the selective α -C(sp^3)-methylation²¹ using PhMe_3NI as the methylating agent and KOH as the base in toluene at 120 °C (Table 1, entry 1). The mono-N-methylated product was obtained with a moderate yield of 56%. Other hydroxy bases showed significantly lower conversion (entries 2 and 3). Gratifyingly, we found Cs_2CO_3 as a mild base giving the mono-N-methylated product (**2a**) in 85% yield (entry 4). All other bases tested turned out to be inefficient (see the Supporting Information for details). Next, we tested different quaternary ammonium salts as the methylating agents. The tetramethylammonium halides gave lower overall yields for **2a**, with a rapid decrease in conversion from the respective fluoride to iodide salts (entries 6–9). Tetramethylammonium fluoride, which was applied for methylating secondary amides toward tertiary ones, gave a 1:1 mixture of mono- and bis-methylated products **2a** and **3a**, respectively (entry 6), and obviously lacks monoselectivity. As anticipated, the phenyl trimethylammonium halides performed best, with the phenyl trimethylammonium iodide outperforming the respective chloride and bromide (entries 4, 10, and 11). We also tested a variety of solvents that are considered to be more environmentally benign such as *t*-BuOH, cyclopentyl methyl ether (CPME),²² and anisole.²³ Indeed, they turned out to be suitable solvents for this specific reaction; however, ~10–20% lower yields of **2a** were obtained (entries 12–14) compared to those with toluene, which consequently remained the solvent of choice (entry 4).

In our previous publication on selective α -methylation of aryl ketones,²¹ we could prove that a reaction pathway via thermal decomposition of the methylammonium salt to its respective methyl halide, which in turn could act as the actual methylating agent, can be excluded. Additionally, when the N-methylation of benzyl amide is performed with MeI under basic conditions, the N-bis-methylated product is obtained

Table 1. Optimization of the Reaction Conditions^a

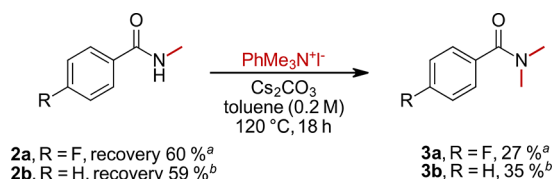
entry	solvent	ammonium salt	base	conversion (%)	yield (%) ^b	
					2a	3a
1	toluene	PhMe_3NI	KOH	81	56	19
2	toluene	PhMe_3NI	NaOH	43	11	7
3	toluene	PhMe_3NI	$\text{LiOH}\cdot\text{H}_2\text{O}$	28	6	0
4	toluene	PhMe_3NI	Cs_2CO_3	91	85	5
5	toluene	PhMe_3NI	no base	7	0	0
6	toluene	Me_4NF	Cs_2CO_3	97	26	24
7	toluene	Me_4NCl	Cs_2CO_3	73	67	3
8	toluene	Me_4NBr	Cs_2CO_3	31	23	0
9	toluene	Me_4NI	Cs_2CO_3	8	4	0
10	toluene	PhMe_3NCl	Cs_2CO_3	96	78	7
11	toluene	PhMe_3NBr	Cs_2CO_3	99	78	11
12	<i>t</i> -BuOH ^c	PhMe_3NI	Cs_2CO_3	79	65	7
13	CPME	PhMe_3NI	Cs_2CO_3	94	74	7
14	anisole	PhMe_3NI	Cs_2CO_3	89	73	5

^aReactions were performed on a 0.35 mmol scale, with 2 equiv of the base and 2 equiv of the ammonium salt under an Ar atmosphere at 120 °C with a reaction time of 18 h. ^bYields were determined by quantitative ^{19}F NMR using trifluoro toluene as the internal standard. ^cAt 100 °C.

exclusively, and no monoselectivity is observed.²⁴ The latter results corroborate the hypothesis of a direct nucleophilic substitution mechanism rather than a pathway via thermal decomposition to MeI and even more emphasize the importance of finding novel monoselective protocols employing alternative reagents.

We performed additional experiments to demonstrate the remarkable selectivity of this new protocol. When monomethylated amides **2a** and **2b** were subjected again to the best performing reaction conditions (Table 1, entry 4), only 27% and 35% of bis-methylated products **3a** and **3b** were obtained (Scheme 1). For both reactions, mainly unreacted mono-

Scheme 1. Reaction Using Monomethylated Benzamides as Starting Materials



^aYield determined by quantitative ¹⁹F NMR using trifluoro toluene as the internal standard. ^bIsolated yields given.

methylated starting material was recovered. This underlines the applicability of the developed reaction conditions for selective monomethylation because even when trying to enforce a second methylation, this works only poorly. These findings corroborate the hypothesis that an attachment of a sterically demanding CH₃ group makes the nitrogen less prone to further deprotonation by a weak base and alters its nucleophilicity. Therefore, a second alkylation via the bulky ammonium salt is slowed significantly.

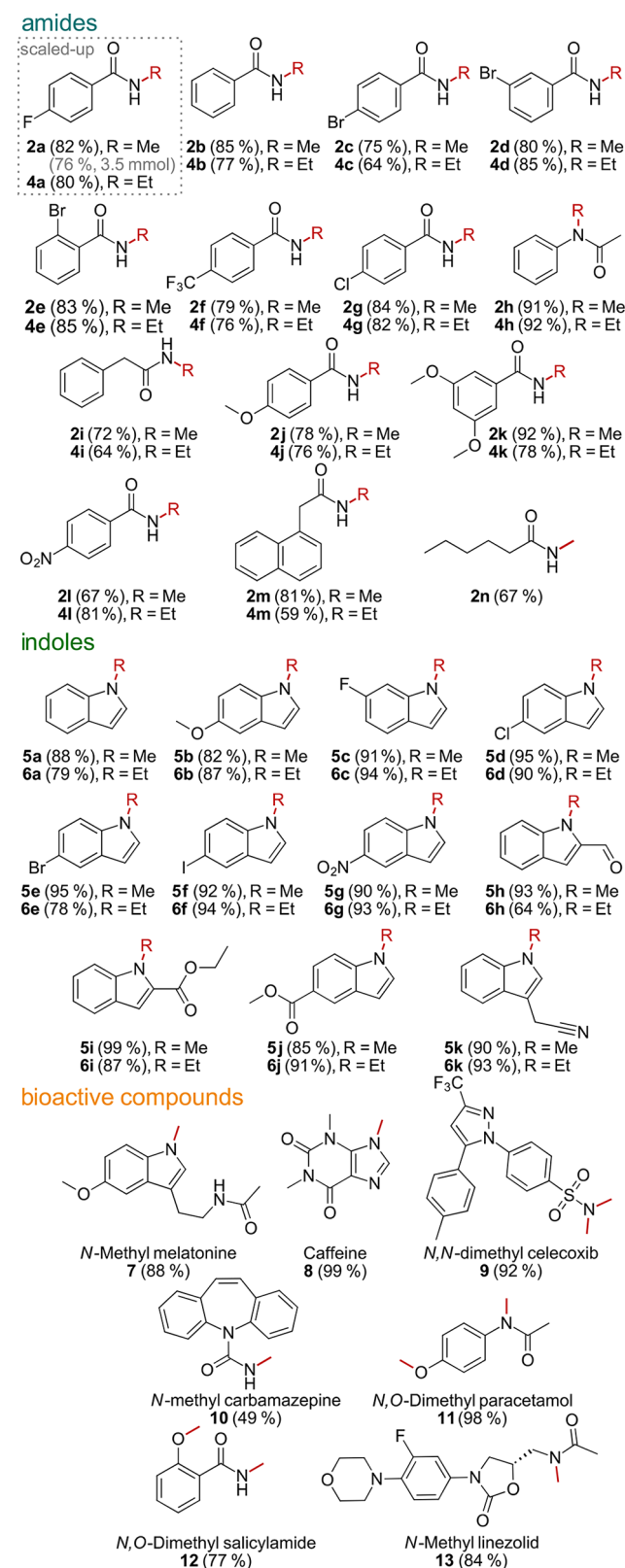
With the optimized reaction conditions in hand, we applied the N-methylation reaction to various substrates, including amides, indoles, and a variety of structurally related bioactive compounds, to demonstrate the broad applicability of our developed protocol (Scheme 2).

In all reactions, *N,N*-dimethylamine is formed as a stoichiometric byproduct from PhMe₃NI after its methyl group transfer. This byproduct can be either quenched *in situ* by conversion to its water-soluble HCl salt and subsequently removed in a mild acidic workup or, for acid-sensitive compounds, easily removed via column chromatography. The obtained results are compiled in Scheme 2.

The monoalkylated amides were obtained in yields of ≤91% for the methylation (products **2a–2n**) and 92% for the ethylation (products **4a–4m**). In all cases, a variety of functional groups on the benzamide, e.g., halides (products **2a**, **2c–2g**, **4a**, and **4c–4e**), a nitro group (products **2l** and **4l**), ether (products **2j**, **2k**, **4j**, and **4k**), and fused aromatic rings (products **2m** and **4m**), were used. Interestingly, an amide functionality at a benzylic position reacted chemoselectively without substitution at the α -position (products **2i**, **4i**, **2m**, and **4m**). This method, however, is not restricted to *para*-substituted amides but can be used to methylate *ortho*- and *meta*-substituted benzamides with comparable yields (cf. **2c** and **4c** to **2d**, **2e**, **4d**, and **4e**; cf. **2j** and **4j** to **2k** and **4k**).

The aliphatic amide hexanamide could be selectively monomethylated in a moderate yield of 67% (product **2n**). No bis-methylated product could be detected in the crude reaction mixture by NMR and LC-MS analysis, but unreacted

Scheme 2. Scope of N-Methylation and N-Ethylation^a



^aReactions performed on a 100 mg scale, Cs₂CO₃ (2 equiv), ammonium salt (2.5 equiv): PhMe₃NI (for products **2a–2m**, **5a–5k**, and **9–15**), PhEt₃NI (for products **4a–4m** and **6a–6k**), toluene (0.23 M), 120 °C for 16–24 h.

starting material could be. This was also true for all other products with moderate yields. Only for products **2i** and **2m** could trace amounts (<8%) of bis-methylated species be detected via crude NMR. The reaction of *N*-acetylaniline also yielded the desired methylated and ethylated products **2h** and **4h**, showing that depending on the specific structure some secondary amides can be alkylated in excellent yields.

Because the experimental pK_a values in DMSO for **1h** ($pK_a = 21.5^{25}$) and **2a** ($pK_a = 21.5^{26}$) are in the same range, we hypothesize that the facile methylation of secondary amide **1h**, in comparison to the methylation of **2a** (see Scheme 1), might be caused by the lower steric demand of planar phenyl groups compared to a bulky methyl substituent directly attached to the nitrogen. Therefore, the nitrogen would be more readily approached by PhMe_3NI for substrate **1h** than for **2a**. However, as the monomethylation toward secondary amides is much more demanding, we mainly focused on primary amides as starting materials. To further prove this method's applicability and ease of operational setup, we performed the methylation of **1a** on a 3.52 mmol scale, giving **2a** in a 76% isolated yield.

In addition to amides, the indole motif is considered a privileged heterocyclic structure in biologically active compounds, as well.^{27–29} Hence, we tested whether indoles could be *N*-methylated and *N*-ethylated as well with our new protocol. Overall, indole-derived substances performed slightly better in this specific *N*-alkylation reaction than primary amides. A great range of functional groups was well tolerated, including halides (products **5c–5f** and **6c–6f**), ether (products **5b** and **6b**), nitro (products **5g** and **6g**), aldehyde (products **5h** and **6h**), esters (products **5i**, **5j**, **6i**, and **6j**), and nitrile (products **5k** and **6k**). The described methylation of selected indole derivatives with PhMe_3NI under mild basic conditions gave yields as high as those of the methylation with Me_4NF performed by the group of Schönebeck.²⁰ In contrast to Me_4NF , however, the use of anhydrous PhMe_3NI and storage of the reagent in a glovebox are not required, which makes this presented method even more convenient.

To outline the potential of this method for late-stage functionalization of bioactive molecules, we performed methylation on a selection of established pharmaceuticals. Tryptamine-derived compounds, like melatonin, are methylated exclusively at the indole nitrogen atom in 88% yield (product **7**). Upon subjecting the *N*-monomethylated melatonin (product **7**) again to the reaction conditions mentioned above, we could observe no further methylation at the nitrogen of the secondary amide. Theophylline can be fully methylated to give caffeine (product **8**) in quantitative yield. The sulfonamide moiety in celecoxib is fully bis-methylated in an excellent yield of 92% (product **9**). Sulfonamides exhibit significantly lower pK_a values compared to those of benzamides; hence, a monomethylated sulfonamide readily undergoes a second substitution at the nitrogen. As in carbamazepine, a urea-derived functionality is monomethylated in moderate yield (product **10**). From previous results,²¹ we found hydroxy groups being readily methylated. Thus, as expected, paracetamol and salicylamide were methylated at the phenolic position and the amide moiety (products **11** and **12**), and the antibiotic linezolid can be *N*-methylated at the acetamide moiety with an 84% yield (product **13**).

In conclusion, we described a novel protocol for monoselective methylation and ethylation of amides, indoles, and related structures using solid, nontoxic, and easy-to-handle

quaternary ammonium salts under mildly basic conditions. The method can also be applied to complex bioactive compounds and hence for late-stage modification of active pharmaceutical ingredients in drug discovery programs.

■ ASSOCIATED CONTENT

Supporting Information

The Supporting Information is available free of charge at <https://pubs.acs.org/doi/10.1021/acs.orglett.2c02766>.

Detailed procedure for quantitative ^{19}F NMR measurements, complete optimization screening data, experimental procedures, and characterization data for all compounds isolated (PDF)

■ AUTHOR INFORMATION

Corresponding Author

Michael Schnürch – Institute of Applied Synthetic Chemistry, TU Wien, 1060 Wien, Austria; orcid.org/0000-0003-2946-9294; Email: Michael.schnuerch@tuwien.ac.at

Authors

Johanna Templ – Institute of Applied Synthetic Chemistry, TU Wien, 1060 Wien, Austria; orcid.org/0000-0002-4353-207X

Edma Gjata – Institute of Applied Synthetic Chemistry, TU Wien, 1060 Wien, Austria

Filippa Getzner – Institute of Applied Synthetic Chemistry, TU Wien, 1060 Wien, Austria

Complete contact information is available at: <https://pubs.acs.org/10.1021/acs.orglett.2c02766>

Funding

Open Access is funded by the Austrian Science Fund (FWF).

Notes

The authors declare no competing financial interest.

■ ACKNOWLEDGMENTS

This work was funded by the Austrian Science Fund (FWF, Project P33064-N).

■ REFERENCES

- (1) Vitaku, E.; Smith, D. T.; Njardarson, J. T. Analysis of the Structural Diversity, Substitution Patterns, and Frequency of Nitrogen Heterocycles among U.S. FDA Approved Pharmaceuticals. *J. Med. Chem.* **2014**, *57*, 10257–10274.
- (2) Njardarson, J. *Top 200 Small Molecule Pharmaceuticals by Retail Sales in 2021*; 2021.
- (3) Chatterjee, J.; Gilon, C.; Hoffman, A.; Kessler, H. *N*-Methylation of Peptides: A New Perspective in Medicinal Chemistry. *Acc. Chem. Res.* **2008**, *41*, 1331–1342.
- (4) Barreiro, E. J.; Kümmerle, A. E.; Fraga, C. A. M. The Methylation Effect in Medicinal Chemistry. *Chem. Rev.* **2011**, *111*, 5215–5246.
- (5) Feng, K.; Quevedo, R. E.; Kohrt, J. T.; Oderinde, M. S.; Reilly, U.; White, M. C. Late-stage oxidative C(sp³)-H methylation. *Nature* **2020**, *580*, 621–627.
- (6) Cernak, T.; Dykstra, K. D.; Tyagarajan, S.; Vachal, P.; Krska, S. W. The medicinal chemist's toolbox for late stage functionalization of drug-like molecules. *Chem. Soc. Rev.* **2016**, *45*, 546–576.
- (7) Börgel, J.; Ritter, T. Late-Stage Functionalization. *Chem.* **2020**, *6*, 1877–1887.

- (8) Aynedinova, D.; Callens, M. C.; Hicks, H. B.; Poh, C. Y. X.; Shennan, B. D. A.; Boyd, A. M.; Lim, Z. H.; Leitch, J. A.; Dixon, D. J. Installing the “magic methyl” - C-H methylation in synthesis. *Chem. Soc. Rev.* **2021**, *50*, 5517–5563.
- (9) Schönherr, H.; Cernak, T. Profound Methyl Effects in Drug Discovery and a Call for New C–H Methylation Reactions. *Angew. Chem., Int. Ed.* **2013**, *52*, 12256–12267.
- (10) Greenberg, A.; Breneman, C. M.; Liebman, J. F. *The amide linkage: Structural significance in chemistry, biochemistry, and materials science*; John Wiley & Sons, 2000.
- (11) Sulikowski, G. A.; Sulikowski, M. M.; Haukaas, M. H.; Moon, B. Iodomethane. In *e-EROS Encyclopedia of Reagents for Organic Synthesis*, **2005**. <https://doi.org/10.1002/047084289X.ri029m.pub2>.
- (12) Merriman, G. Dimethyl Sulfate. In *e-EROS Encyclopedia of Reagents for Organic Synthesis*, **2001**, <https://doi.org/10.1002/047084289X.rd369>.
- (13) Xia, Q.; Liu, X.; Zhang, Y.; Chen, C.; Chen, W. Copper-catalyzed N-methylation of amides and O-methylation of carboxylic acids by using peroxides as the methylating reagents. *Org. Lett.* **2013**, *15*, 3326–3329.
- (14) Dai, X.; Shi, F. N-Alkyl amide synthesis via N-alkylation of amides with alcohols. *Organic & Biomolecular Chemistry* **2019**, *17*, 2044–2054.
- (15) Jenner, G. Homogeneous ruthenium catalysis of N-alkylation of amides and lactams. *Journal of molecular catalysis* **1989**, *55*, 241–246.
- (16) Paul, B.; Panja, D.; Kundu, S. Ruthenium-Catalyzed Synthesis of N-Methylated Amides using Methanol. *Org. Lett.* **2019**, *21*, 5843–5847.
- (17) Auerbach, J.; Zamore, M.; Weinreb, S. M. N-Methylation of amides, lactams, and ureas. *Journal of organic chemistry* **1976**, *41*, 725–726.
- (18) Basha, A.; Orlando, J.; Weinreb, S. M. N-Methylation of Amides and Related Compounds by Reduction of Methylols. *Synth. Commun.* **1977**, *7*, 549–552.
- (19) Asai, S.; Ban, K.; Monguchi, Y.; Sajiki, H.; Sawama, Y. Selective N-Monoalkylation of Amide Derivatives with Trialkyl Phosphates. *Synlett* **2018**, *29*, 322–325.
- (20) Cheng, H.-G.; Pu, M.; Kundu, G.; Schoenebeck, F. Selective Methylation of Amides, N-Heterocycles, Thiols, and Alcohols with Tetramethylammonium Fluoride. *Org. Lett.* **2020**, *22*, 331–334.
- (21) Templ, J.; Schnürch, M. Selective α -Methylation of Aryl Ketones Using Quaternary Ammonium Salts as Solid Methylating Agents. *Journal of Organic Chemistry* **2022**, *87*, 4305–4315.
- (22) de Gonzalo, G.; Alcántara, A. R.; Domínguez de María, P. Cyclopentyl Methyl Ether (CPME): A Versatile Eco-Friendly Solvent for Applications in Biotechnology and Biorefineries. *ChemSusChem* **2019**, *12*, 2083–2097.
- (23) Prat, D.; Hayler, J.; Wells, A. A survey of solvent selection guides. *Green Chem.* **2014**, *16*, 4546–4551.
- (24) Johnstone, R. A. W.; Rose, M. E. A rapid, simple, and mild procedure for alkylation of phenols, alcohols, amides and acids. *Tetrahedron* **1979**, *35*, 2169–2173.
- (25) Alcade, E. *Anion recognition in supramolecular chemistry*; Springer Science & Business Media, 2010; Vol. 24.
- (26) Bordwell, F. G.; Ji, G. Z. Effects of structural changes on acidities and homolytic bond dissociation energies of the hydrogen-nitrogen bonds in amidines, carboxamides, and thiocarboxamides. *J. Am. Chem. Soc.* **1991**, *113*, 8398–8401.
- (27) Norwood, V. M., IV; Huigens, R. W., III Harnessing the Chemistry of the Indole Heterocycle to Drive Discoveries in Biology and Medicine. *ChemBioChem.* **2019**, *20*, 2273–2297.
- (28) Rosales, P. F.; Bordin, G. S.; Gower, A. E.; Moura, S. Indole alkaloids: 2012 until now, highlighting the new chemical structures and biological activities. *Fitoterapia* **2020**, *143*, 104558.
- (29) Thanikachalam, P. V.; Maurya, R. K.; Garg, V.; Monga, V. An insight into the medicinal perspective of synthetic analogs of indole: A review. *Eur. J. Med. Chem.* **2019**, *180*, 562–612.