



## RESEARCH ARTICLE

# University community-based survey on the knowledge, attitude and perception about COVID-19 pandemic: the Federal University of Agriculture, Abeokuta, Nigeria as a case study

OLUBUKOLA TOLULOPE ADENUBI<sup>1</sup>, OLUWAWEMIMO OLUSEUN ADEBOWALE<sup>2</sup>, ABIMBOLA ADETOKUNBO OLOYE<sup>3</sup>, NOAH OLUMIDE BANKOLE<sup>4</sup>, PATIENCE OLUWATOYIN AYO-AJAYI<sup>5</sup>, ADEBAYO KOYUUM AKINLOYE<sup>6</sup>

<sup>1</sup> Department of Veterinary Pharmacology and Toxicology, College of Veterinary Medicine, Federal University of Agriculture, Alabata, Abeokuta, Ogun State, Nigeria; <sup>2</sup> Department of Veterinary Public Health and Preventive Medicine, College of Veterinary Medicine, Federal University of Agriculture, Alabata, Abeokuta, Ogun State, Nigeria; <sup>3</sup> Department of Veterinary Surgery and Theriogenology, College of Veterinary Medicine, Federal University of Agriculture, Alabata, Abeokuta, Ogun State, Nigeria; <sup>4</sup> Department of Veterinary Microbiology, College of Veterinary Medicine, Federal University of Agriculture, Alabata, Abeokuta, Ogun State, Nigeria;

<sup>5</sup> Department of Veterinary and Pest Control Services, Federal Ministry of Agriculture and Rural Development, Nigeria; Nigerian Field Epidemiology and Laboratory Training Program; <sup>6</sup> Department of Veterinary Anatomy, College of Veterinary Medicine, Federal University of Agriculture, Alabata, Abeokuta, Ogun State, Nigeria

## Keywords

Attitude • COVID-19 • Knowledge • Perception • University

## Summary

**Introduction.** *Coronavirus disease (COVID-19) is impacting social, economic and political patterns globally. To contain its spread, Nigeria like many other countries, imposed drastic measures such as lockdown/curfew.*

**Objectives.** *This study assessed the knowledge, attitude and perception (KAP) about COVID-19 pandemic among members of staff of a university community in Nigeria. University staff members contribute to national development through dissemination of specialized knowledge and skills and guiding the young generation.*

**Methods.** *A cross-sectional survey using an anonymous, self-designed, online KAP questionnaire was conducted from April 18 to May 31, 2020. The questionnaire consisted of ten knowledge questions regarding the transmission and prevention of COVID-19. The questions on attitude (15) and perception (10) assessed respondents' behaviour towards adherence to government policies and views on government efforts to contain the infection respectively.*

**Results.** *A total of 125 (teaching) and 102 (non-teaching) staff responded. Approximately 59.1% of the respondents were males. The mean knowledge and positive attitude levels were 70.8% (SD  $\pm$  9.6%) and 83.1% (SD  $\pm$  13.07 %) respectively. Significant differences in the knowledge mean scores were observed for demographic categories such as educational qualification ( $p = 0.001$ ), staff work category ( $p \leq 0.000$ ), work background ( $p \leq 0.000$ ), and type of lockdown ( $p = 0.027$ ). Most of the respondents (85.3%) opined that COVID-19 was a biological weapon and viewed the lockdown as necessary (81.5%). However, they thought that the Nigerian government was not doing enough to mitigate COVID-19 spread.*

**Conclusions.** *The perception of COVID-19 in the university community bear implications across public health initiatives, compliance with precautionary behaviour and bilateral relations with foreign nations.*

## Introduction

The first known case of the novel coronavirus disease (COVID-19), is traced back to December 2019 in Wuhan, Hubei, China [1]. As at July 4, 2020, the virus has been reported worldwide, with over 10,922 324 confirmed cases and 523,011 deaths [2]. Countries worst hit include USA (128 481 deaths), Brazil (61,884 deaths), UK (44,131 deaths), Italy (34,833 deaths), France (29,808 deaths), Mexico (29,189 deaths) and Spain (28,385 deaths) [2]. The World Health Organisation (WHO) declared the outbreak a public health emergency of international concern on January 30, 2020 and recognised it as a pandemic on March 11, 2020 [3].

All African countries have recorded COVID-19 infection. South Africa has the highest number

of confirmed cases (177,124) with 2,952 deaths, followed by Nigeria (27,564 confirmed cases with 628 deaths) as at July 4 [2]. The index case of COVID-19 in Nigeria was confirmed by the Nigeria Centre for Disease Control (NCDC) in Lagos State on February 27. In Ogun State, the closest neighbouring state to Lagos, another patient who had been in contact with the index case was identified shortly after. The disease has since spread to 35 of the 36 states of Nigeria and the federal capital territory (FCT) [4].

COVID-19 is caused by the severe acute respiratory syndrome coronavirus 2 (SARS-CoV-2), a novel virus closely related to SARS-CoV, pangolin and bat coronaviruses [5]. The virus is mainly spread during close contact and by respiratory droplets produced when an infected person coughs or sneezes. It is contagious from both symptomatic and asymptomatic

carriers. Common symptoms include fever, cough and shortness of breath and the incubation period ranges from two to 14 days [6]. To date, there is no known vaccine or specific antiviral therapy and management remains largely symptomatic and supportive. This is projected to likely cost the global economy US\$1 trillion this year [7].

Consequent upon this, the WHO advised on several methods to help curb the virus and save health systems globally from complete collapse. Recommended non-pharmaceutical interventions include frequent hand washing, maintaining personal hygiene, social/physical distancing, monitoring and self-isolation of possible contacts [8]. As with several countries globally, the Nigerian President signed the COVID-19 Regulations 2020 declaring the disease as a “dangerous infectious disease” and imposed a nationwide lockdown from March 30, 2020. This involved restrictions on international, national and inter-state transport links, market, office or business transactions, educational institutions (primary, secondary and tertiary), sports, religious and all other related social gatherings [8]. Total lockdown (stay-at-home order) was imposed on Lagos, Ogun and FCT for an initial period of two weeks and on April 13, it was extended for another two weeks [9]. A phased and gradual easing of the lockdown was instituted from May 4.

Considering the grave impact of COVID-19 pandemic on the social, economic and political structure of the world, it has been likened to natural disasters and war outbreaks [10, 11]. Its emergence and spread, caused confusion, anxiety and fear among the general public [12]. Furthermore, the recommended ways of containing the spread of the virus such as self-isolation, quarantine, social distancing and the stigma associated with infected persons, put many people at risk of experiencing significant psychological distress [11]. By assessing people’s knowledge about diseases, deeper insights into public perception and practices can be gained, thereby helping to identify attributes that influence adopting healthy practices and responsive behaviour [13, 14]. It is also important in identifying gaps and strengthening ongoing prevention efforts.

To the best of our knowledge, this study represents the first one examining the knowledge, attitude and perception (KAP) as well as concerns about COVID-19 among members of staff of a university community in Nigeria. Universities offer the society an opportunity to reflect on the critical, social, economic, cultural, moral and spiritual issues facing humanity. Its staff members contribute to national development through dissemination of specialized knowledge and skills and guiding the young generation. The findings of this study are expected to provide useful information about KAP to policymakers at this critical time. It may also inform public health officials on further public health interventions, awareness, and policy improvements pertaining to the COVID-19 pandemic.

## Methods

### ETHICAL APPROVAL

The study was conducted in accordance with internationally accepted principles. Ethical approval was obtained from the College of Veterinary Medicine, FUNAAB Research Ethics Committee (Ref. number: FUNAAB/COLVET/CREC/2020/04/01).

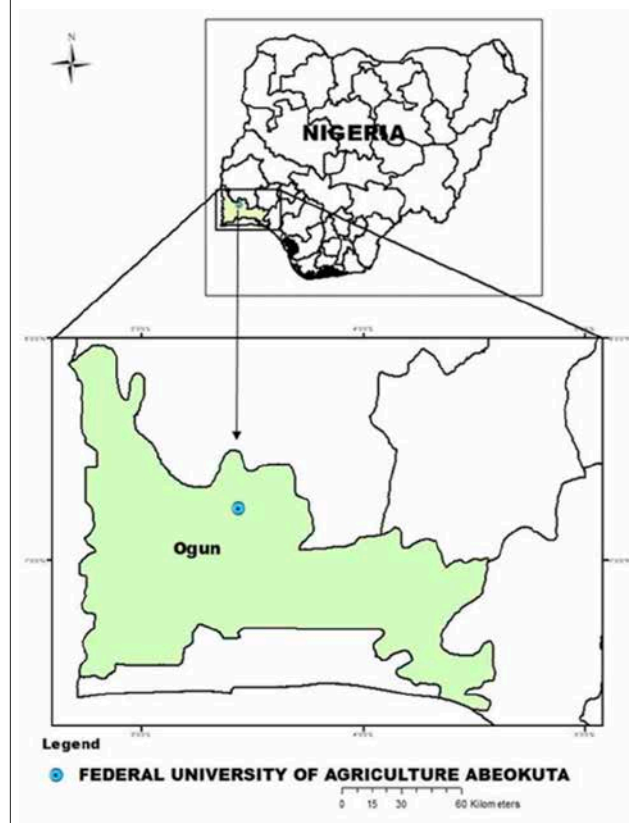
### STUDY AREA

The Federal University of Agriculture, Abeokuta (FUNAAB) (Fig. 1), a unique and leading institution, is one of the three specialized Universities of Agriculture in Nigeria. It was established on January 1, 1988 with the triple mandate of teaching, research and extension (knowledge and technology transfer).

### STUDY POPULATION

Members of staff of FUNAAB belonging to any one of the four associations in the University were eligible to participate and included: 1) Academic Staff Union of Universities (ASUU) comprising the teaching staff (lecturers); 2) National Association of Academic Technologists (NAAT); 3) Senior Staff Association of Nigerian Universities (SSANU); and 4) Non-Academic Staff Union of Education and Associated Institutions (NASU).

Fig. 1. Map of the Federal University of Agriculture, Abeokuta, Ogun State, Nigeria.



### STUDY DESIGN, SAMPLE SIZE AND SAMPLING

A cross-sectional survey using a validated, semi-structured online questionnaire was used to collect data from potential respondents [15]. Purposive and chain referral sampling techniques were employed to recruit participants.

As the survey was done during the lockdown, it was very difficult to physically access people at the time of data collection due to the restriction of movement. As such, the questionnaire using the Google Forms Platform (Mountain View, CA, USA) was designed by the investigators. A detailed informed consent was sought at the beginning of the online questionnaire and consent was a prerequisite to continue in the survey. The link of the questionnaire was sent via social media (WhatsApp and Telegram posts) to the different chairmen of the associations, deans and directors of colleges, directorates and units in FUNAAB. The prospective respondents were then encouraged to roll out the survey to as many colleagues as possible. Thus, the link was forwarded to people apart from the first point of contact.

All staff of the Federal University of Agriculture were eligible to participate. A total of 327 participants were needed considering a simple random sampling at an expected response rate of 50%, an absolute precision at a 95% confidence interval, with an acceptable error of 5% using Working in Epidemiology (WinEpi v.2.0). Considering the non-response rate, 10% of the sample size was added to give a total of 360 participants. Figure II describes the recruitment flowchart.

The online survey ran from April 18 (second phase of lockdown) to May 31 (last week of the lockdown in Ogun State). Participation was voluntary and anonymous, with respondents being assured that their responses would remain confidential and used only for research purposes.

Two hundred and twenty - seven (227) correctly filled questionnaire was submitted through the Google form, exported unto excel spreadsheet and processed for statistical analysis (Fig. 2).

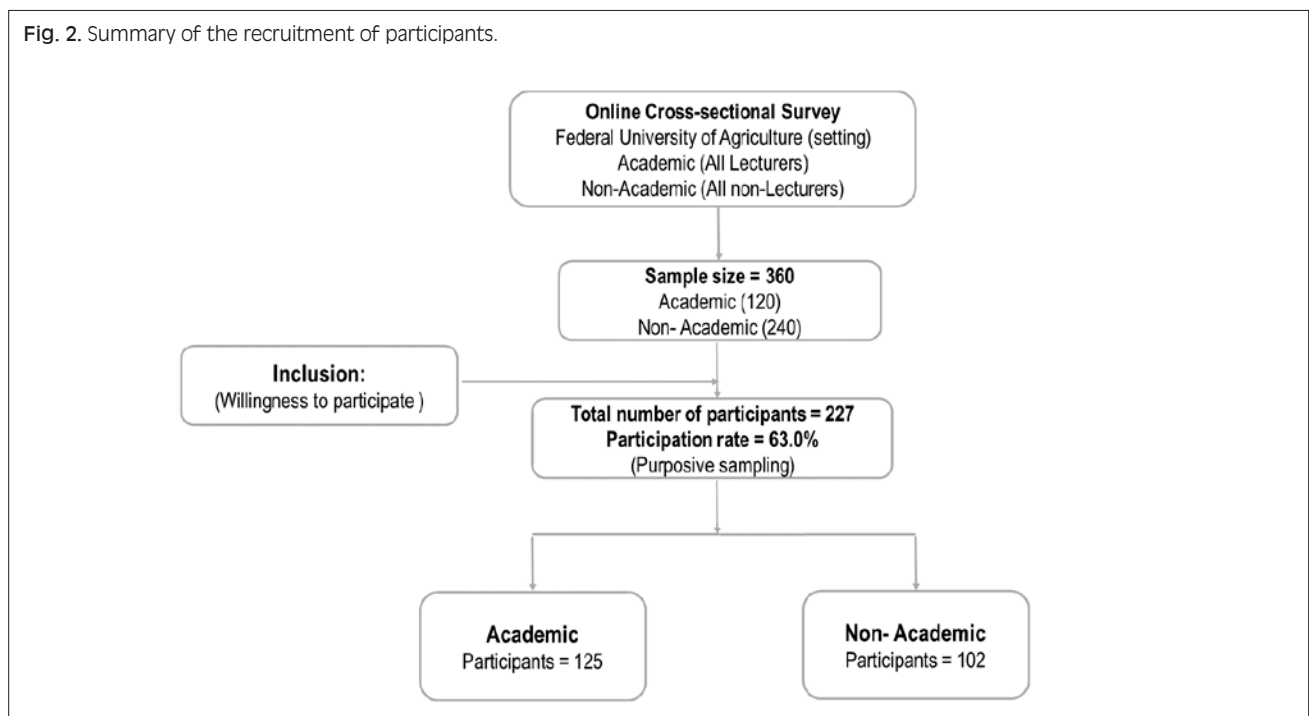
### QUESTIONNAIRE AND DATA COLLECTION

The questionnaire contained four sections. The first section consisted of information assessing socio-demographic attributes of the respondents on variables such as age, sex, staff work category, marital status, educational qualification, religion, number of persons and pets in household and state of residence during the lockdown.

The second section assessed the general knowledge about COVID-19. It consisted of ten questions regarding the source of COVID-19, modes of transmission, symptoms, susceptible individuals and methods of prevention, control and treatment.

In section three, the evaluation of respondents' attitude was performed by 15 questions. Parameters evaluated if the non-pharmaceutical interventions and social distancing rules were adhered to, if updates on COVID-19 were sought and how activities were undertaken during the lockdown and prophylactic use of drugs (orthodox or herbal). Using a Likert scale of 1-5 (1-lowest negative effect, 5-highest negative effect), the effect of the lockdown on the mental, physical, social, financial well-being and sexual performances of the respondents were also assessed. The final section evaluated which of the impacts of COVID-19 individuals were most concerned about-the source, the spread, the actions or inactions of the Nigerian government and/or international bodies. The rate of satisfaction to the COVID-19 relief package of the government and other current measures taken by the Nigerian government during the lockdown was also assessed.

Fig. 2. Summary of the recruitment of participants.



## DATA ANALYSIS

Descriptive statistics were calculated for all variables in the forms of frequencies and proportions/percentages using Microsoft Excel<sup>R</sup> (2013). Respondents' knowledge and attitude towards COVID-19 was arrived at by summing correct responses, generating a maximum possible score of 27 and 11 respectively. A correct response to an item was assigned 1 point, while an incorrect/not sure response was assigned 0 point. Scores were then converted to percentages and a cut off < 70% and ≥ 70% was used to categorise respondents as having poor and good levels respectively. Normality tests were conducted on continuous variables using Kolmogorov-Smirnov (> 0.05) and Shapiro-Wilk (> 0.05) and data expressed as mean and standard deviation (Mean ± SD). Independent samples t-tests and one-way analysis of variance (ANOVA) were utilised to determine the differences in knowledge and attitude scores between groups of demographic variables.

All variables were recoded into binary outcomes for further analysis. Associations between the socio-demographics of respondents and knowledge level, social, financial, physical, and mental impact of the pandemic were determined using chi-square tests and binary logistic regression analysis (BLRA) (SPSS<sup>®</sup> 21 analysis software package IBM, Inc.). A  $p < 0.05$  was considered statistically significant and crude odds ratios were computed to determine the strength of associations between variables at 95% confidence intervals (CIs). All illustrations were performed with Graphpad prism 8.0.

## Results

### RESPONDENTS' SOCIO-DEMOGRAPHICS

Responses were received from 227 respondents comprising 125 (55.1%) teaching staff and 59.9% males. Approximately 40.1% of the respondents were within 40-49 years and 88.1% of them were married. All respondents (100%) had completed the primary school leaving certificate programme. A little over half of the respondents had household members between 5 and 10 (52.0%). Owning household pets was observed to be less common (23.3%). Most of the respondents resided within Ogun State (81.5%), and a total or partial lockdown was instituted in many of the respondents' (83.3%) states of residence (Tab. I).

### KNOWLEDGE ASSESSMENT OF COVID-19

Table II showed that the common sources of information on COVID-19 were TV/radio (85.5%) and social media (79.3%). Many of the respondents could correctly identify COVID-19 as viral (97.4%), emerging (86.8%) and infectious (93.7%). Most common symptoms accurately identified by respondents was dry cough (93.7%), shortness of breath (92.1%), fever (87.7%), and sore throat (78.9%).

The mean knowledge score for participants was  $19.1 \pm 2.6$  ( $70.8 \pm 9.6\%$ , range: 33.3-92.6%). About

Tab. I. Sociodemographic data of members of staff of the Federal University of Agriculture, Abeokuta, Ogun State, Nigeria.

S/N	Variables (n = 227)	Proportions (%)	95% CI
1	<b>Age</b>		
	20-29	9 (4.0)	2.0-7.7
	30-39	58 (25.6)	20.3-31.6
	40-49	91 (40.1)	33.9-46.6
	50-59	61 (26.9)	21.5-33.0
	60-69	7 (3.1)	1.4-6.3
2	<b>Sex</b>		
	Female	91 (40.1)	33.9-46.6
3	<b>Educational qualification</b>		
	Primary	0 (0.0)	0
	Secondary	5 (2.2)	0.8-5.2
	Bachelor's	47 (20.7)	15.9-26.5
	Master's	62 (27.3)	21.9-33.4
	PhD	89 (39.2)	33.0-45.7
4	<b>Staff work categories</b>		
	Academic (teaching)	125 (55.1)	48.6-61.4
5	<b>Work background</b>		
	Scientific	163 (71.8)	65.6-77.3
6	<b>Marital status</b>		
	Married	200 (88.1)	83.2-91.7
	Single	24 (10.6)	7.2-15.3
	Divorced	0 (0.0)	0.3 to 4.0
7	<b>Religion</b>		
	Christianity	194 (85.5)	80.3-89.5
	Islam	32 (14.1)	10.1-19.3
	Traditional	1 (0.4)	< 0.01-2.7
8	<b>Number of household members</b>		
	Less than 5	107 (47.1)	40.7-53.6
	5-10	118 (52.0)	45.5-58.4
9	<b>Do you have any household pets?</b>		
	Yes	53 (23.3)	18.3-29.3
10	<b>State of residence during the lockdown</b>		
	Ogun	185 (81.5)	76.7-86.7
	Oyo	20 (8.8)	5.8-13.4
	Ekiti	1 (0.4)	< 0.01-2.7
	Osun	3 (1.3)	0.3-4.0
	Lagos	7 (3.1)	1.4-6.4
	Kogi	1 (0.4)	< 0.01-2.7
	Kwara	1 (0.4)	< 0.01-2.7
	Abia	2 (0.9)	0.03-3.4
	Enugu	3 (1.3)	0.3-4.0
	Kaduna	2 (0.9)	0.03-3.4
11	<b>Type of lockdown where resident</b>		
	Partial	189 (83.3)	77.8-87.6
	Total	38 (16.7)	12.41-22.2

N: total number of respondents.



59.5% of respondents scored above the  $\geq 70\%$  cut off for general good knowledge, which was averagely acceptable. The t-tests and ANOVA, as well as Chi-

square analysis showed that knowledge score was not statistically significant with gender ( $p = 0.183$ ), whereas, age groups ( $p = 0.040$ ), educational qualification

Tab. II. Different sources of information and respondents' knowledge responses to COVID-19.

S/N	Variables (n = 227)	Proportion (%)
1	<b>Source of information</b>	
	Social media	180 (79.3)
	TV/Radio	194 (85.5)
	Friends	83 (36.6)
	Workplace	87 (38.3)
	Newspaper	102 (44.9)
	Others	8 (3.5) NCDC, WHO, Religious platforms
2	<b>COVID-19 is caused by</b>	
	Virus	221 (97.4)
	Bacteria	4 (1.7)
	Others	2 (0.9)
3	<b>COVID-19 is an</b>	
	Infectious disease	224 (98.7)
	Non-infectious disease	2 (0.9)
	Not sure	1 (0.4)
4	<b>Is COVID-19 a new/emerging disease</b>	
	Yes	197 (86.8)
	No	21 (9.2)
	Not sure	9 (4.0)
5	<b>What parts of the body system does this disease affect?</b>	
	Digestive	32 (14.1)
	Respiratory	215 (94.7)
	Urinary	2 (0.9)
	Reproductive	5 (2.2)
	Nervous	18 (7.9)
	Not sure	6 (2.6)
6	<b>Identify a symptom for COVID-19</b>	
	Sore throat	179 (78.9)
	Dry cough	213 (93.8)
	Fever	199 (87.7)
	Running nose	112 (49.3)
	Vomiting	25 (11.0)
	Stooling	32 (13.7)
	Fatigue	97 (42.7)
	Bleeding	11 (4.8)
	Difficulty in breathing	209 (92.1)
	7	<b>COVID-19 is spread by</b>
Contact with an infected person when they cough or sneeze		224 (98.7)
Touching eyes, nose and mouth after contact with contaminated surfaces		219 (96.5)
Consumption of wildlife		15 (6.6)
Contact with pets		22 (9.7)
From pregnant mother to baby		18 (7.9)
8	<b>Who is more likely to develop COVID-19?</b>	
	The elderly	144 (63.4)
	Children	44 (19.4)
	People with underlying infections	133 (58.6)
	Frontline health workers	103 (45.4)
	Pregnant women	20 (8.8)
Anyone	121 (53.3)	
9	<b>How long does it take to develop COVID-19 symptoms?</b>	
	1-2 days	4 (1.8)
	3-7 days	2 (0.9)
	2-14 days	187 (82.3)
	14 -28 days	34 (15.0)
	1-2 months	0 (0.0)
10	<b>Is there a cure/vaccine for COVID-19?</b>	
	Yes	12 (5.3)
	No	177 (78.0)
	Not sure	38 (16.7)

N: total number of respondents (members of staff of the Federal University of Agriculture, Abeokuta, Ogun State, Nigeria); NCDC: Nigeria Centre for Disease Control; WHO: World Health Organisation.

Tab. III. Demographic characteristics of respondents and their knowledge and attitude score.

S/N	Variables (n = 227)	Proportions (%)	Knowledge level (%) (Mean ± SD)	P value (ANOVA Independent T-test)	Attitude level (%) (Mean ± SD)	P value (ANOVA Independent T-test)
1	<b>Age</b>			0.536		0.212
	20-29	9 (4.0)	65.4 ± 8.3		74.7 ± 23.1	
	30-39	58 (25.6)	71.0 ± 10.4		84.0 ± 12.4	
	40-49	91 (40.1)	71.1 ± 9.6		81.9 ± 12.5	
	50-59	61 (26.9)	70.3 ± 8.6		84.1 ± 12.9	
	-69 ≥ 70	7 (3.1) 1 (0.4)	70.9 ± 7.8 74.1 ± 0.0		89.6 ± 6.3 90.9 ± 0.0	
2	<b>Sex</b>			< 0.183		0.421
	Female Male	91 (40.1) 136 (59.9)	71.7 ± 9.1 70.0 ± 9.6		83.9 ± 13.2 82.5 ± 13.0	
3	<b>Educational qualification</b>			0.001*		0.907
	Secondary	5 (2.2)	60.7 ± 5.0		83.6 ± 13.5	
	Bachelor's	47 (20.7)	67.5 ± 9.6		82.0 ± 14.3	
	Master's	62 (27.3)	72.1 ± 9.0		82.2 ± 13.1	
	PhD Others	89 (39.2) 24 (10.6)	72.7 ± 9.2 67.6 ± 8.7		83.9 ± 12.3 84.1 ± 14.0	
4	<b>Staff work categories</b>			< 0.0001*		0.401
	Academic (teaching) Non-teaching	125 (55.1) 102 (44.9)	73.0 ± 9.4 67.8 ± 8.7		82.4 ± 13.6 83.9 ± 12.5	
5	<b>Work background</b>			< 0.000*		0.662
	Scientific Non-scientific	163 (71.8) 64 (28.2)	71.8 ± 9.1 67.8 ± 9.7		82.8 ± 12.6 83.6 ± 14.2	
6	<b>Marital status</b>			0.692		0.350
	Married	200 (88.1)	70.6 ± 9.3		82.9 ± 12.6	
	Single Widowed	24 (10.6) 3 (1.3)	70.8 ± 10.7 75.3 ± 5.7		83.0 ± 17.2 93.9 ± 5.3	
7	<b>Religion (n = 226)</b>			0.408		0.255
	Christianity Islam	194 (85.5) 32 (14.1)	70.4 ± 9.5 71.9 ± 9.4		-	
8	<b>Number of household members</b>			0.214		0.121
	Less than 5	107 (47.1)	71.8 ± 10.2		82.1 ± 14.2	
	5-10 10 and above	118 (52.0) 2 (0.9)	72.2 ± 7.9 69.6 ± 8.7		83.7 ± 11.9 100.0 ± 0.0	
9	<b>Do you have any household pets?</b>			0.313		0.221
	Yes No	53 (23.3) 174 (76.7)	69.5 ± 11.1 71.0 ± 8.9		81.1 ± 14.1 83.6 ± 12.7	
10	<b>Type of lockdown where resident</b>			0.027*		0.823
	Partial Total	189 (83.3) 38 (16.7)	71.3 ± 9.2 67.6 ± 10.1		83.0 ± 13.2 83.5 ± 12.7	

N: total number of respondents (members of staff of the Federal University of Agriculture, Abeokuta, Ogun State, Nigeria).

( $p = 0.001$ ;  $p = 0.01$ ), staff work category ( $p \leq 0.001$ ;  $p = 0.010$ ), work background ( $p \leq 0.001$ ), staff residence ( $p = 0.005$ ) and type of lockdown ( $p = 0.027$ ;  $p = 0.048$ ) were significant. Dunnett's multiple comparisons test showed a significantly higher knowledge score for respondents holding Master's ( $p = 0.016$ ) and PhD degrees ( $p = 0.010$ ) than those with just the secondary school leaving certificate (Tabs. III, IV).

For BLRA, respondents within the age group < 40-49 years were about 2.2 times (OR = 2.18, 95% CI: 1.09-4.38;  $p = 0.030$ ) more likely to have good knowledge on COVID-19 than older ones. Also, respondents resident within Ogun State were about 2.5 times (OR = 2.43, 95% CI: 1.04-5.67,  $p = 0.040$ ) more likely to have good knowledge of COVID-19 than those residing outside the state. Although marginally significant, respondents

having household pets have about 1.91 higher odds of good knowledge of COVID-19 (OR = 1.91, 95% CI: 0.98-3.76,  $p = 0.060$ ) than respondents without pets (Tab. IV).

#### ATTITUDE DURING THE LOCKDOWN

Respondents were asked 15 questions to assess their compliance with the non-pharmaceutical interventions and the impact on their social, financial, physical and mental health. Most of the respondents complied with the use of nose/face masks, stay at home policy, social distancing and regular hand wash (Fig. 3). A total of 192 (84.6%) and 203 respondents (89.4%) used hand sanitizers, and soap and water respectively. Majority of the respondents rarely left their houses during the

Tab. IV. Association between respondents' demographic characteristics and knowledge about COVID-19.

Variable	Category	OR	95% CI	P-value
Age groups in years	< 40-49	2.18	1.09-4.38	0.030*
	> 49	1		
Staff work categories	Academic (teaching)	0.59	0.29-1.17	0.130
	Non-teaching	1		
Work background	Scientific	0.93	0.43-2.01	0.860
	Non-scientific	1		
Number of household members	< 5	0.73	0.40-1.34	0.310
	≥ 5			
Household pets	Yes	1.91	0.98-3.76	0.060
	No	1		
State of residence during the lockdown	Within Ogun	2.43	1.04-5.67	0.040*
	Outside Ogun	1		
Lockdown type	Partial	0.51	0.237-1.097	0.090
	Total	1		

OR: Odd Ratio; CI: Confidence Interval; \*: P ≤ 0.05; Reference = 1.00; Respondents: members of staff of the Federal University of Agriculture, Abeokuta, Ogun State, Nigeria.

lockdown (84.6%). When they did, they mostly went to the market (71.8%) and the less visited places were

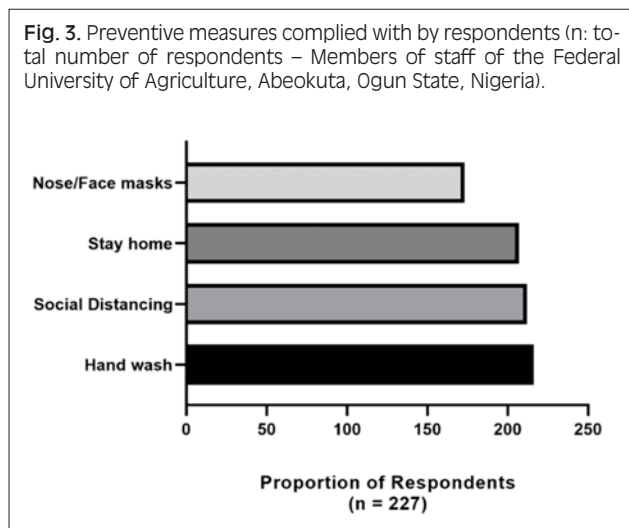


Fig. 3. Preventive measures complied with by respondents (n: total number of respondents – Members of staff of the Federal University of Agriculture, Abeokuta, Ogun State, Nigeria).

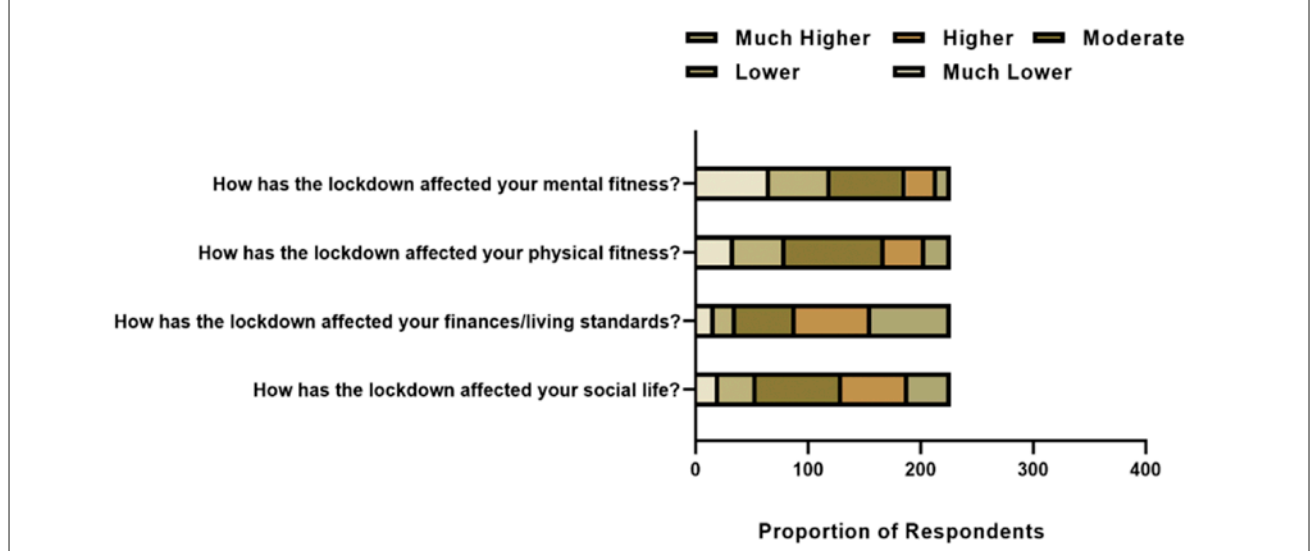
hospitals/clinics (10.6%) and religious houses (5.3%). Other preventive measures taken to prevent infection were eating healthy foods, use of hand gloves, prayers and use of dihydroxy chloroquine. To boost their immunity, about 7.5% of the respondents consumed multivitamins and 2.2% took herbal mixtures.

Respondents kept themselves busy during the lockdown by spending time with family (71.4%), watching movies (70.9%), reading (70.5%), engaging in social media activities (69.2%), working out (58.6%), working from home (47.3%), playing with their pets (2.2%) and visiting friends.

The mean attitude score was 9.1 ± 1.4 (83.1% ± 13.07, range 36.4-100.0%). Most of the respondents had good attitude levels (88.0%). Attitude scores among different demographic characteristics were statistically non-significant, showing respondents had a similar level of attitude across board (Tab. III).

The social (33.5%), physical (38.8%) and mental impact (29.5%) were self - reported as being moderately

Fig. 4. The effect of lockdown on respondents' social, financial, physical and mental well- being (respondents: members of staff of the Federal University of Agriculture, Abeokuta, Ogun State, Nigeria).



**Tab. V** . Association between selected respondents' demographic profiles and social, financial and mental impact due to COVID-19 pandemic.

Variable	Category	Social impact			Financial impact			Mental impact		
		OR	95% CI	P-value	OR	95% CI	P-value	OR	95% CI	P-value
Age groups in years	< 40-49	1.35	0.60-3.02	0.470	0.84	0.34-2.12	0.720	1.68	0.87-3.26	0.120
	> 49	1			1			1		
Sex	Female	0.78	0.41-1.49	0.450	0.99	0.45-2.19	0.980	0.75	0.43-1.33	0.330
	Male	1			1			1		
Educational qualification	Secondary	0.77	0.08-7.73	0.830	-	-	-	1.24	0.18-8.69	0.830
	Post-secondary	1						1		
Staff work categories	Teaching	0.43	0.19-0.98	0.045*	0.39	0.14-1.08	0.070	1.03	0.52-2.04	0.930
	Non-teaching	1			1			1		
Work background	Scientific	1.00	0.40-2.51	0.990	0.62	0.17-2.27	0.470	0.50	0.24-1.05	0.070
	Non-scientific	1			1			1		
Marital status	Married	1.40	0.48-4.10	0.540	1.81	0.58-5.62	0.310	0.59	0.23-1.49	0.260
	Not married	1			1			1		
Number of household members	< 5	1.46	0.40-1.34	0.270	3.14	1.33-7.38	0.009*	1.74	0.98-3.08	0.060
	≥ 5	1			1			1		
Household pets	Yes	0.49	0.24-1.00	0.049*	1.39	0.53-3.60	0.500	0.65	0.34-1.27	0.210
	No	1			1			1		
State of residence during the lockdown	Within Ogun	0.60	0.24-1.49	0.270	2.03	0.83-5.00	0.120	1.27	0.61-2.63	0.530
	Outside Ogun	1			1			1		
Lockdown type	Partial	2.13	0.95-4.79	0.070	1.25	0.46-3.39	0.660	1.13	0.54-2.36	0.740
	Total	1			1			1		

OR: Odd Ratio; CI: Confidence Interval; \*:  $P \leq 0.05$ ; Reference = 1.00; Respondents: members of staff of the Federal University of Agriculture, Abeokuta, Ogun State, Nigeria.

affected by the lockdown. Contrastingly, respondents' (31.3%) financial/cost of living suffered a much higher impact (Fig. 4). The teaching staff are 0.43 less likely (OR = 0.43, 95% CI: 0.19-0.98,  $p = 0.045$ ) to have a low social impact due to COVID-19 than the non-teaching members. Also, respondents with household pets were 0.49 less likely (OR = 0.49, 95% CI: 0.24-1.00,  $p = 0.049$ ) to have a low social impact than those without household pets. Although only marginally significant, respondents under partial lockdown had 2.13 increased odds (OR = 2.13, 95% CI: 0.95-4.79,  $p = 0.070$ ) for low social impact than those under total lockdown (Tab. V). Respondents with family household members less than five were about three times more likely (OR = 3.14, 95% CI: 1.33-7.38,  $p = 0.009$ ) to have a low financial impact due to COVID-19 lockdown than those with more than five members. Also, the non-teaching staff of the university were about 2.56 more likely (OR = 0.39, 95% CI: 0.14-1.08,  $p = 0.070$ ) to experience a low financial impact than the teaching staff, but marginally significant (Tab. V).

Staff members with scientific background were half less likely (OR = 0.50, 95% CI: 0.24-1.05,  $p = 0.070$ ) to have low mental health impact due to the pandemic than those with no scientific background. Household with members less than five were about 1.74 more likely (OR = 1.74, 95% CI: 0.98-3.08,  $p = 0.060$ ) to have a low mental impact than those with more than or equal to five members (Tab. V).

Frequency of sexual performance was observed to be the same as before the pandemic in 46.7% of the respondents, 9.7% reported it was at its lowest ever and 12.8% at its highest frequency. The respondents reported they majorly suffered anxiety/worry/fear/

restlessness (59.9%) and boredom (48.0%). More of the respondents were optimistic while only 4.8% were angry or pessimistic (1.8%) about the pandemic.

#### PERCEPTION AND CONCERNS ABOUT COVID-19

Approximately 162/227 (85.3%) of the respondents perceived COVID-19 was likely a laboratory-made or biological weapon. About 19.8 and 8.8% slightly believed or were not sure respectively. The global and national situation of the pandemic were of worry to the respondents (84.1 and 53.7% respectively). The other concerns were increased crime rates (90.7%), the impact on the economy (88.5%) and children education (72.2%), idle children (62.6%), fear of themselves and family contracting the disease (52.4%), and domestic violence (40.1%).

The majority viewed the lockdown instituted by the government as necessary (81.5%), while 71.3% were not satisfied with the current COVID-19 relief package provided by the government and believed the government was not doing enough in containing the spread of the infection. About 90.5% of the respondents indicated their readiness to get involved in sharing or contributing their quota if the need arises.

#### Discussion

Nigeria, the most populous country in Africa, has adequately contained many outbreaks of emerging and re-emerging diseases such as poliomyelitis, avian influenza, African swine fever, Yellow fever, Lassa fever and Ebola virus disease [16]. Nigerians are distinct people with a rich culture of socializing and



daily income earning. Movement restriction, physical and social distancing, closure of schools and religious centres and the mandatory use of nose masks associated with COVID-19 greatly impacts the population [8].

This study assessed the KAP of an ivory tower-based population in Nigeria about COVID-19 pandemic and associated effects. A large proportion of the respondents were aware and knowledgeable about the presence, symptoms and mode of transmission of COVID-19 in Nigeria. This may be due to the educational status of the respondents as over 87% of them had a bachelor's degree or above. Many of them (71.8%) were in scientific work category. In addition, most of the respondents were married and fell within the active middle age group (40-49 years). All these stimulate interest and search for knowledge about COVID-19 and its transmission from various sources, to protect themselves and their families. These findings agree with previous studies which reported positive association between knowledge, educational background and age during epidemics/pandemics [8, 14, 17-20].

It was also noticed that respondents having household pets had better knowledge of COVID-19. This may be due to information obtained from their veterinarians and they are likely to be more cautious. Though COVID-19 infection has been reported in dogs, there are no evidences yet that dogs and cats, can be sources of human infection [21].

Our study also identified the mass media (television, radio) and social media as the major sources of information about COVID-19. This indicates that a significant proportion of respondents are largely influenced by media information. Many of the respondents (81.5%) live in Ogun State where a total lockdown was instituted, hence, they accessed mass media more frequently. It is important to note that the Nigerian Ministry of Health presently conducts intensive awareness campaign on COVID-19 via the television and various social media in English, French and the three main Nigerian languages (Hausa, Igbo and Yoruba) [4]. The importance of the media in providing vital information during outbreaks has been confirmed by several researchers [22-24].

According to the Economic Commission for Africa, approximately 300 000 to 3.3 million COVID-19 related deaths are predicted to occur in Africa [25]. Fortunately, the mortality rate as at July 4, 2020 is quite low when compared with USA and European countries [26]. Many factors such as environmental (sunlight, humidity, prevalence of malaria parasite) and genetic have been attributed to it though none has yet been confirmed [26]. This may have contributed to the general positive and optimistic attitude toward COVID-19.

Respondents with less than five household members were more likely to have a low social, financial and mental impact due to COVID-19. This is not surprising as lesser amount will be expended on utilities, food, online education and childcare leading to less anxiety. This agrees with Nicola et al. [27] and Coibion et al. [28] who reported the socio-economic implications of the pandemic.

Respondents complied with the use of nose/face masks, stay at home policy, social distancing and regular hand hygiene as 84.6 and 89.4% used hand sanitizers, and soap and water respectively. Majority of the respondents rarely left their houses during the lockdown (84.6%), avoiding crowded places and physical contact. This suggests that Nigerians are generally very cautious. Health authorities should continue providing education and outreach materials, to increase public understanding of the disease.

Interestingly, of the 200 married respondents, 12.8% reported that their sexual performance was at its highest frequency apparently due to greater time spent with their spouses. However, 46.7% reported that frequency of sexual performance was same as before the pandemic, a situation that might be linked to shrewd time management while indoor. Indoor activities including doing office work at home take the mind off sexual intercourse. Sexual desire and frequency of intercourse were also reported to have significantly increased during the COVID-19 pandemic in Turkey and Italy, whereas quality of sexual life significantly decreased [29, 30]. About 9.7% of the respondents reported it was at its lowest ever. This may be due to phobia for unplanned pregnancy, anxiety over the pandemic which affects libido and deficient female contraception leading to preference for sexual abstinence.

Also worthy of note is the fact that hospital/clinic visits for non-COVID related cases was low (10.6%). This could lead to premature deaths from cases such as trauma, hypertension, childbirth etc. This may be due to the stigma associated with COVID-19 and the risk of infection or wrong diagnosis in hospitals. Stigma towards COVID-19 is caused by fear of its mortality and high communicability [31]. This can be resolved through proper education and transparency of healthcare policies. A large percentage of respondents (85.3%) hold the view that the COVID-19 is a man-made biological weapon. This was also reported by Olapegba et al. [8]. It is important that the Nigerian government and other stake holders embark on campaigns to raise awareness of the true sources of COVID-19 to curb prejudice against foreign nationals.

Majority viewed the lockdown instituted by the government as necessary (81.5%) and agree that the virus can be successfully controlled by the Nigerian government if more efforts are put in contact tracing. This can be explained by the government's unprecedented actions and prompt response in taking stringent control and precautionary measures against previous epidemics, to safeguard the well-being of its citizens. This finding is consistent with recent studies conducted in China and Saudi Arabia, where majority of the participants were convinced that the disease is curable and that their country will combat the disease [14, 32]. However, these results contrast with findings in the USA that suggest people tend to express negative emotions, during a pandemic that could affect their attitude [33].

This study had its limitations as the survey was done during the lockdown. The adoption of the chain referral

sampling technique employed might limit generalizability of the finding to the general population. Also, response rate was low which may be associated with lack of access to internet facilities especially by members of staff in the lower category who may not have smartphones, cost of internet data or incompetence in filling online surveys. Also, data used in the analysis of this study were self-reported, which might suffer from reporting bias. Nevertheless, this study provides a baseline information on the KAP of members of staff of the university community about the ravaging COVID-19 pandemic in Nigeria. We recommend that: 1) the media should be intensively used by governmental and non-governmental agencies to provide appropriate health education to avert the mounting myths and misinformation about the pandemic and teach the appropriate hygiene measures to adopt; 2) government should liaise more with national researchers and international organizations to strengthen capacity in the areas of research funding and health care systems to improve testing capacity and contact tracing; 3) a coherent, coordinated and credible policy response would provide the best chance at limiting the economic fallout due to COVID-19.

## Conclusions

This study was significant as it is the first survey to assess the KAP about COVID-19 among this selected population of Nigerians. Majority of the respondents have adequate knowledge of COVID-19 with general positive and optimistic attitude towards controlling the pandemic. Knowledge of the disease is considered the stepping-stone to any health education activity that is implemented. All stake holders should intensify their effort in expediting and implementing preventive/control measures against COVID-19 at local, regional, national and international levels.

## Acknowledgements

Funding sources: this research did not receive any specific grant from funding agencies in the public, commercial, or not-for-profit sectors.

The authors are grateful to the management, executives of Associations, deans of Colleges and directors of Directorates of FUNAAB. All the respondents are also acknowledged.

## Conflict of interest statement

The authors declare no conflict of interest.

## Authors' contributions

OTA conceptualised the project and drafted the manuscript, OTA, OOA, AAO and NOAB designed the

questionnaire and collected data, OOA, NOAB and POA did the statistical analysis, AKA revised the manuscript critically for important intellectual content. All authors read and approved the final version of the manuscript to be published and agreed to be accountable for all aspects of the work.

## References

- [1] Tang X, Wu C, Li X, Song Y, Yao X, Wu X, Duan Y, Zhang H, Wang Y, Qian Z, Cui J, Lu, J. On the origin and continuing evolution of SARS-CoV-2. *Nat Sci Rev* 2020. <https://doi.org/10.1093/nsr/nwaa036>
- [2] World Health Organisation. Coronavirus disease (COVID-19) Situation Report 166. Available at: [www.who.int/covid-19/information](http://www.who.int/covid-19/information) (accessed on 05/07/2020).
- [3] Sohrabi C, Alsafi Z, O'Neill N, Khan M, Kerwan A, Al-Jabir A, Iosifidis C, Agha R. World Health Organization declares global emergency: a review of the 2019 novel coronavirus (COVID-19). *Int J Surg* 2020;76:71-6. <https://doi.org/10.1016/j.ijsu.2020.02.034>
- [4] Nigeria Centre for Disease Control. An update of COVID-19 outbreak in Nigeria for Week 27. Available at: [www.covid19.ncdc.go.ng](http://www.covid19.ncdc.go.ng) (accessed on 05/07/2020).
- [5] Li C, Yang Y, Ren L. Genetic evolution analysis of 2019 novel coronavirus and coronavirus from other species. *Infect Genet Evol* 2020;82:104285. <https://doi.org/10.1016/j.meegid.2020.104285>
- [6] Huang C, Wang Y, Li X, Ren L, Zhao J, Hu Y, Zhang L, Fan G, Xu J, Gu X, Cheng Z, Yu T, Xia J, Wei Y, Wu W, Xei X, Yin W, Li H, Cao B. Clinical features of patients infected with 2019 novel coronavirus in Wuhan, China. *Lancet* 2020;395:497-506. [https://doi.org/10.1016/S0140-6736\(20\)30183-5](https://doi.org/10.1016/S0140-6736(20)30183-5)
- [7] Zetzsche DA, Consiglio R. One million or one hundred million casualties? The impact of the COVID-19 crisis on the least developed and developing countries. *Law Work Pap Ser* 2020;8:1-66. <https://ssrn.com/abstract=35976577657>
- [8] Olapegba PO, Ayandele S, Kolawole SO, Oguntayo R, Gandi JC, Dangwa AL, Ottu IFA, Iorfa SK. A preliminary assessment of novel Coronavirus (COVID-19) knowledge and perceptions in Nigeria. *Social Sci Humanities Open* 2020. <https://doi.org/10.2139/ssrn.3584408>
- [9] Izah SC, Iniamagha I, Sylva L. Two months of COVID-19 pandemic in Nigeria: Distribution and responses of the Nigerian media. *Epidemiol Int* 2020;5:32-44. <https://doi.org/10.24321/2455.7048.202015>
- [10] Morganstein JC, Ursano RJ. Ecological disasters and mental health: causes, consequences, and interventions. *Front Psychiat* 2020;11:1. <https://doi.org/10.3389/fpsy.2020.00001>
- [11] Fiorillo A, Gorwood P. The consequences of the COVID-19 pandemic on mental health and implications for clinical practice. *Eur Psychiat* 2020;63:1-2. <https://doi.org/10.1192/j.eurpsy.2020.35>
- [12] Roy D, Tripathy S, Kar SK, Sharma N, Verma SK, Kaushal V. Study of knowledge, attitude, anxiety and perceived mental healthcare need in Indian population during COVID-19 pandemic. *Asian J Psychiat* 2020;102083. <https://doi.org/10.1016/j.ajp.2020.102083>
- [13] Richards P. Ebola: How a people's science helped end an epidemic. London: Zed Books 2017.
- [14] Al-Hanawi MK, Angawi K, Alshareef N, Qattan AMN, Helmy HZ, Abudawood Y, Alqurashi M, Kattan WM, Kadasah NA, Chirwa GC, Alsharqi O. Knowledge, attitude and practice toward COVID-19 among the public in the Kingdom of Saudi Arabia: a cross-sectional study. *Front Public Health* 2020;8:217. <https://doi.org/10.3389/fpubh.2020.00217>
- [15] Geldsetzer P. Use of rapid online surveys to assess people's per-

- ceptions during infectious disease outbreaks: a cross-sectional survey on COVID-19. *J Med Internet Res* 2020;22:e18790. <https://doi.org/10.2196/18790>
- [16] Isere EE, Fatiregun AA, Ajayi IO. An overview of disease surveillance and notification system in Nigeria and the roles of clinicians in disease outbreak prevention and control. *Niger Med J* 2015;56:161-8. <https://doi.org/10.4103/0300-1652.160347>
- [17] Brug J, Aro AR, Oenema A, de Zwart O, Richardus JH, Bishop GD. SARS risk perception, knowledge, precautions and information sources, the Netherlands. *Emerg Infect Dis* 2004;10:1486-9. <https://doi.org/10.3201/eid1008.040283>
- [18] Choi JS, Yang NY. Perceived knowledge, attitude, and compliance with preventive behavior on influenza A (H1N1) by university students. *J Korean Acad Adult Nurs* 2010;22:250-9.
- [19] Hussain ZA, Hussain SA, Hussain FA. Medical students' knowledge, perceptions, and behavioral intentions towards the H1N1 influenza, swine flu in Pakistan: a brief report. *Am J Infect Control* 2012;40:e11-e13. <https://doi.org/10.1016/j.ajic.2011.12.004>
- [20] Olaseni AO, Akinsola OS, Agberotimi SF, Oguntayo R. Psychological distress experiences of Nigerians amid COVID-19 pandemic. *Social Sci Humanities Open* 2020;SSHOD-20-00416. <https://doi.org/10.2139/ssrn.3596106>
- [21] Goumenou M, Spandidos DA, Tsatsakis A. Possibility of transmission through dogs being a contributing factor to the extreme Covid19 outbreak in North Italy. *Mol Med Rep* 2020;21:2293-5. <https://doi.org/10.3892/mmr.2020.11037>
- [22] Lau JTF, Yang X, Tsui H, Kim JH. Monitoring community responses to the SARS epidemic in Hong Kong: from day 10 to day 62. *J Epidemiol Commun H* 2003;57:864-70. <https://doi.org/10.1136/jech.57.11.864>
- [23] Vartti AM, Oenema A, Schreck M, Uutela A, de Zwart O, Brug J, Aro AR. SARS knowledge, perceptions, and behaviors: a comparison between Finns and the Dutch during the SARS outbreak in 2003. *Int J Behav Med* 2009;16:41-8. <https://doi.org/10.1007/s12529-008-9004-6>
- [24] Voeten H, de Zwart O, Veldhuijzen IK, Yuen C, Jiang X, Elam G, Abraham T, Brug J. Sources of information and health beliefs related to SARS and Avian influenza among Chinese communities in the United Kingdom and The Netherlands, compared to the general population in these countries. *Int J Behav Med* 2009;16:49-57. <https://doi.org/10.1007/s12529-008-9006-4>
- [25] Berhan Y. Will Africa be devastated by Covid-19 as many predicted? Perspective and Prospective. *Ethiop J Health Sci* 2020;30:459-67. <https://doi.org/10.4314/ejhs.v30i3.17>
- [26] Otitolaju AA, Okafor IP, Fasana M, Bawa-Allah KA, Isanbor C, Onyeka CS, Folarin OS, Adubi TO, Sogbanmu TO, Ogbeibu AE. COVID-19 pandemic: examining the faces of spatial differences in the morbidity and mortality in sub-Saharan Africa, Europe and USA. *MedRxiv* 2020. <https://doi.org/10.1101/2020.04.20.20072322>
- [27] Nicola M, Alsafi Z, Sohrabi C, Kerwan A, Al-Jabir A, Iosifidis C, Agha M, Agha R. The socio-economic implications of the coronavirus and COVID-19 pandemic: a review. *Int J Surg* 2020;78:185-93. <https://doi.org/10.1016/j.ijsu.2020.04.018>
- [28] Coibion O, Gorodnichenko Y, Weber M. The cost of the COVID-19 crisis: Lockdowns, macroeconomic expectations, and consumer spending (No. w27141). National Bureau of Economic Research 2020. <http://www.nber.org/papers/w27141>
- [29] Yuksel B, Ozgor F. Effect of the COVID-19 pandemic on female sexual behavior. *Int J Gynecol Obstet* 2020. <https://doi.org/10.1002/ijgo.13193>
- [30] Cocci A, Giunti D, Tonioni C, Cacciamani G, Tellini R, Polloni G, Cito G, Presicce F, Di Mauro M, Mineruini A, Cimino S. Love at the time of the Covid-19 pandemic: preliminary results of an online survey conducted during the quarantine in Italy. *Int J Impot Res* 2020;1-2. <https://doi.org/10.1038/s41443-020-0305-x>
- [31] Abdelhafiz AS, Mohammed Z, Ibrahim ME, Ziady HH, Alorabi M, Ayyad M, Sultan EA. Knowledge, perceptions, and attitude of Egyptians towards the novel coronavirus disease (COVID-19). *J Community Health* 2020;1-10. <https://doi.org/10.1007/s10900-020-00827-7>
- [32] Zhong BL, Luo W, Li HM, Zhang QQ, Liu XG, Li WT, Li Y. Knowledge, attitudes, and practices towards COVID-19 among Chinese residents during the rapid rise period of the COVID-19 outbreak: a quick online cross-sectional survey. *Int J Biol Sci* 2020;16:1745-52. <https://doi.org/10.7150/ijbs.45221>
- [33] Blendon RJ, Benson JM, DesRoches CM, Raleigh E, Taylor-Clark K. The public's response to severe acute respiratory syndrome in Toronto and the United States. *Clin Infect Dis* 2004;38:925-31. <https://doi.org/10.1086/382355>

Received on July 5, 2020. Accepted on June 7, 2021.

**Correspondence:** O.T. Adenubi, Department of Veterinary Pharmacology and Toxicology, College of Veterinary Medicine, Federal University of Agriculture, PMB 2240, Alabata, Abeokuta, Ogun State, Nigeria - Tel.: +2348025409691 - E-mail: bukiaadenubi@gmail.com

**How to cite this article:** Adenubi OT, Adebawale OO, Oloye AA, Bankole NO, Ayo-Ajayi PO, Akinloye AK. University community-based survey on the knowledge, attitude and perception about COVID-19 pandemic: the Federal University of Agriculture, Abeokuta, Nigeria as a case study. *J Prev Med Hyg* 2021;62:E575-E585. <https://doi.org/10.15167/2421-4248/jpmh2021.62.3.1663>

© Copyright by Pacini Editore Srl, Pisa, Italy

*This is an open access article distributed in accordance with the CC-BY-NC-ND (Creative Commons Attribution-NonCommercial-NoDerivatives 4.0 International) license. The article can be used by giving appropriate credit and mentioning the license, but only for non-commercial purposes and only in the original version. For further information: <https://creativecommons.org/licenses/by-nc-nd/4.0/deed.en>*