













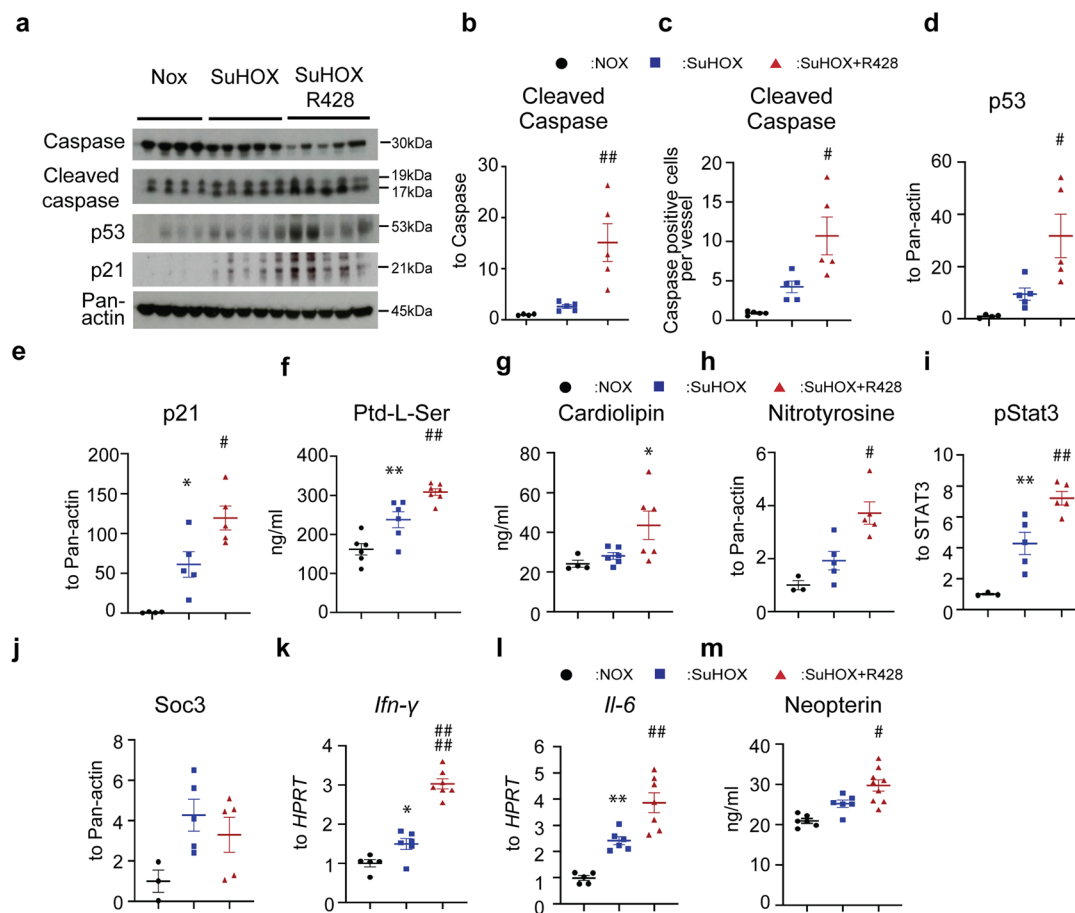
Author Correction: Deficiency of Axl aggravates pulmonary arterial hypertension via BMPR2

Tatyana Novoyatleva , Nabham Rai, Baktybek Kojonazarov, Swathi Veeroju, Isabel Ben-Batalla, Paola Caruso , Mazen Shihan, Nadine Presser, Elsa Götz, Carina Lepper, Sebastian Herpel, Grégoire Manaud, Frédéric Perros , Henning Gall , Hossein Ardeschir Ghofrani , Norbert Weissmann, Friedrich Grimminger , John Wharton , Martin Wilkins , Paul D. Upton , Sonja Loges, Nicholas W. Morrell , Werner Seeger  & Ralph T. Schermuly 

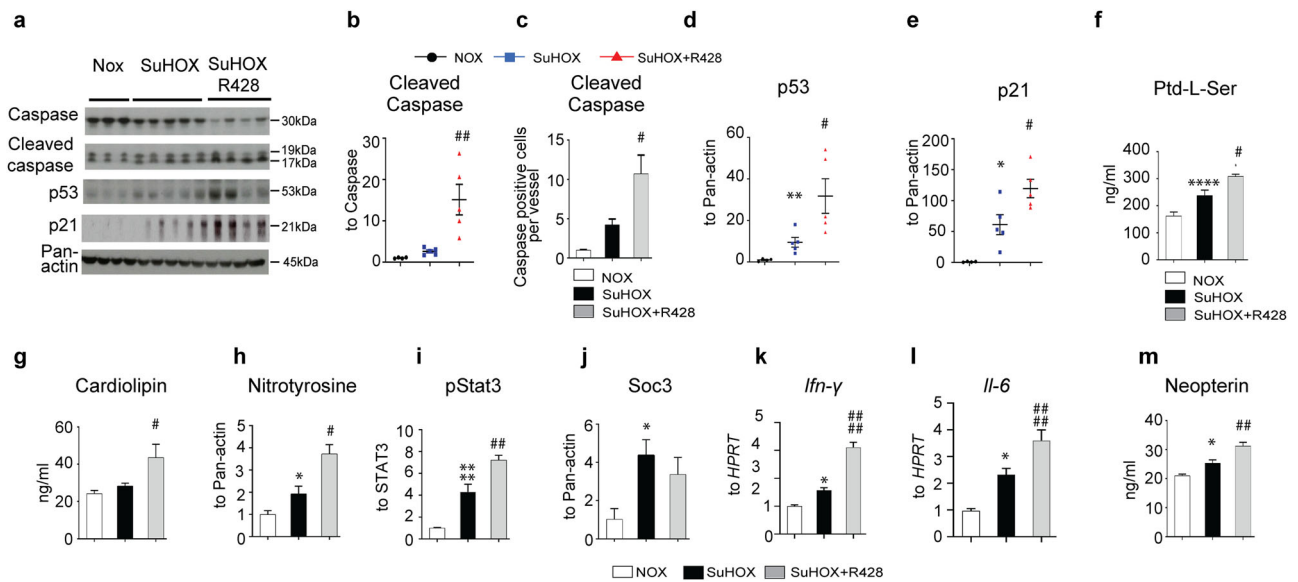
Correction to: *Communications Biology* <https://doi.org/10.1038/s42003-021-02531-1>, published online 24 Aug 2021.

In the original version of the Article, Fig. 4a mistakenly included a surplus lane in the Pan-actin loading control western blot. This has now been corrected, displaying 14 lanes across the panel.

The correct version of Fig. 4 is:

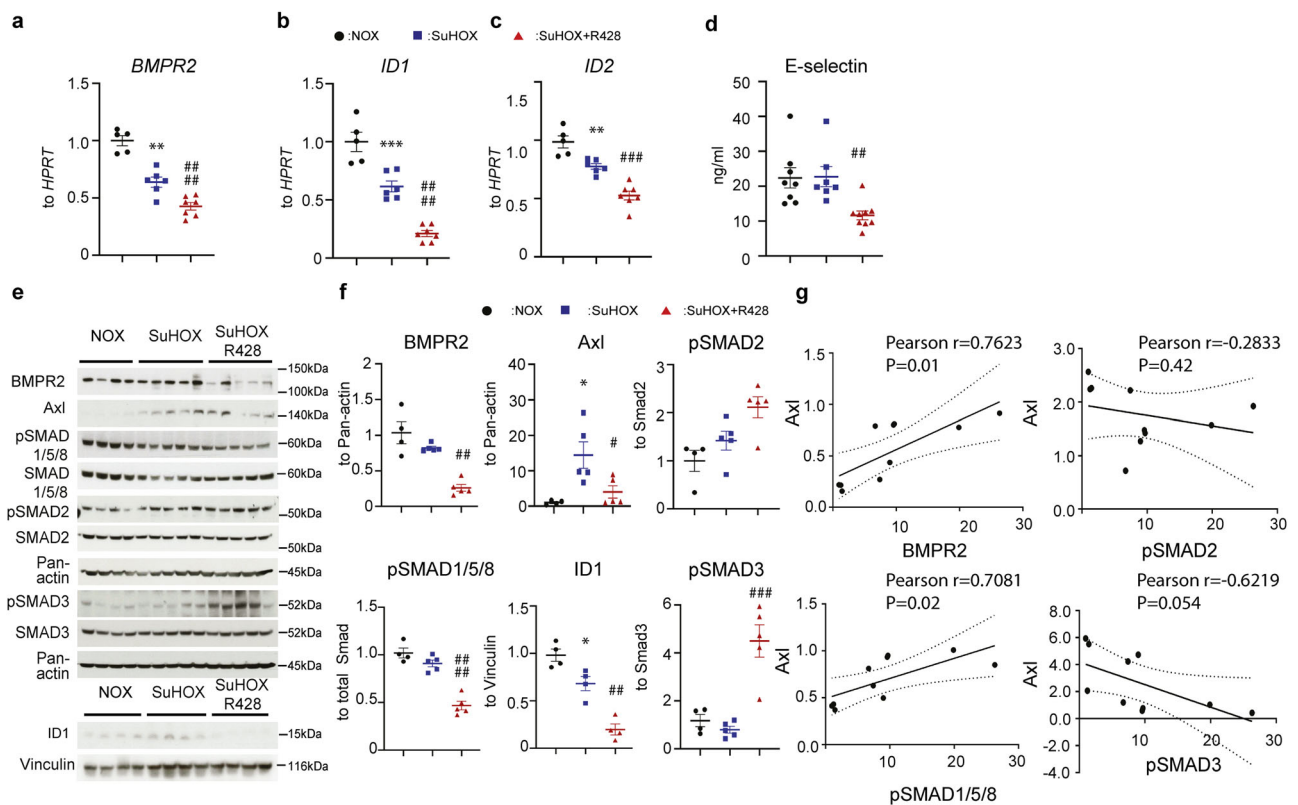


which replaces the previous incorrect version:

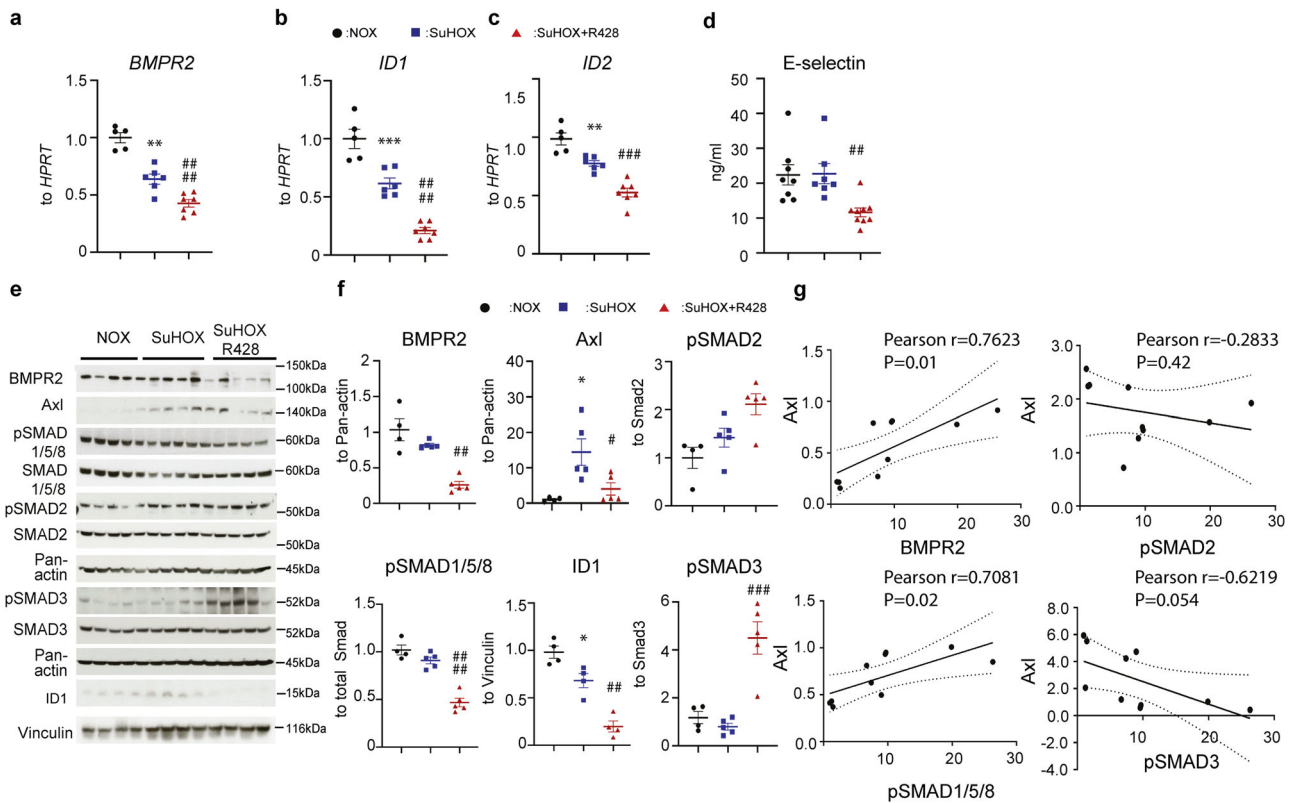


In addition, the upper and lower part of Fig. 5e contained different sample lane numbers and these western blots are now shown as separate panels.

The correct version of Fig. 5 is:



which replaces the previous incorrect version:



Both corrections do not affect the quantifications in the results section of the paper, the discussion of these results and the general message of the paper.

The figures have been corrected in both the PDF and HTML versions of the article.

Published online: 20 January 2022

Open Access This article is licensed under a Creative Commons Attribution 4.0 International License, which permits use, sharing, adaptation, distribution and reproduction in any medium or format, as long as you give appropriate credit to the original author(s) and the source, provide a link to the Creative Commons license, and indicate if changes were made. The images or other third party material in this article are included in the article's Creative Commons license, unless indicated otherwise in a credit line to the material. If material is not included in the article's Creative Commons license and your intended use is not permitted by statutory regulation or exceeds the permitted use, you will need to obtain permission directly from the copyright holder. To view a copy of this license, visit <http://creativecommons.org/licenses/by/4.0/>.

© The Author(s) 2022