

Does National Colorectal Cancer Screening Program Represent Good Value for Money? Results from a Return-on-Investment Model in Vietnam

Nguyen Quynh Anh¹ and Nguyen Thu Ha¹

Hanoi University of Public Health, Hanoi, Vietnam.

Health Services Insights
Volume 14: 1–10
© The Author(s) 2021
Article reuse guidelines:
sagepub.com/journals-permissions
DOI: 10.1177/11786329211017418



ABSTRACT: To provide important evidence for the resource allocation process in Vietnam, this research was conducted to explore the return on investment (ROI) of the national colorectal cancer (CRC) screening program. A decision tree model was designed to estimate the cost and cost savings of a national screening program (ie, providing annual fecal occult blood test [FOBT], following with colonoscopy in case of FOBT positive for the medium-risk group over 50 years old) compared to no screening scenario. This was the first attempt in estimating the ROI of a public health program in Vietnam. Although there was a wide variation due to the uncertainty of the input parameters, especially regarding the coverage of the colorectal cancer screening program in the community, the calculated ROI rates in all different cases were positive, demonstrating that the national colorectal cancer screening program brought benefits to the investment. With a modest coverage of 30% of the population over the age of 50, the corresponding ROI value was 325.4% (95%UI: 321.0; 329.9). The results of this study could be used to advocate for the implementation of a national colorectal cancer screening program in terms of the monetary benefits of investing in the program.

KEYWORDS: Return on Investment, ROI, colorectal cancer, screening, Vietnam

RECEIVED: November 10, 2020. **ACCEPTED:** April 23, 2021.

TYPE: Original Research

FUNDING: The author(s) disclosed receipt of the following financial support for the research, authorship, and/or publication of this article: The research was financially supported by Vietnam National Cancer Control Program.

DECLARATION OF CONFLICTING INTERESTS: The author declared no potential conflicts of interest with respect to the research, authorship, and/or publication of this article.

CORRESPONDING AUTHOR: Nguyen Thu Ha, Department of Health Economics, Hanoi University of Public Health, 1A Duc Thang Road, North Tu Liem District, Hanoi, 10000, Vietnam. Email: nht11@huph.edu.vn

Introduction

Colorectal cancer (CRC) is one of the most common cancers,¹ causing the third largest burden of disease and death in both sexes in Vietnam in 2017 (estimated using Disability Adjusted Life Year—DALY).² In response to this health problem, the Government has showed its commitment in implementing the national CRC screening in Vietnam through issuing several legal documents, such as Decision No. 4299/QĐ-BYT dated August 9, 2016 on the Projects of prevention, early detection, diagnosis, treatment, and management of cancers (including CRC), cardiovascular diseases, and diabetes, chronic obstructive pulmonary disease, bronchial asthma, and other non-communicable diseases in the period of 2016 to 2020; Decision No. 3338/QĐ-BYT dated September 9, 2013 on the process of screening and early detection of colorectal cancer; Decision No. 3756/QĐ-BYT dated June 21, 2018 providing guideline for the prevention, early detection, diagnosis, treatment, and management of a number of common non-communicable diseases (including specific guideline for CRC screening) to the grass-roots health system (ie, commune healthcare centers and district-level health facilities).

The above guideline for CRC screening in Vietnam has been in line with international guidelines³ and current practice in other countries⁴: (1) screening for average risk people from 50 to 75 years old; (2) using FOBT or FIT annually or biennially; (3) performing follow-up colonoscopy in people with positive results of FOBT test; (4) performing colonoscopy every 10 years. However, up to now, CRC screening in Vietnam has only been piloted in a number of large cities and provinces

(eg, in Hanoi capital) rather than implementing as a national screening program as regulated in the above Decisions.⁵

Although CRC screening is proved to be cost-effective in many countries,⁶ the cost-effectiveness information regarding the investment for a similar national CRC screening program in Vietnam seems to be inadequate. In the current context, policy makers require information on whether the interventions are “value for money” in Vietnam context. To help inform the discussion of whether invest in the national CRC screening program in Vietnam, evidence on the financial return of an intervention against the total investment is extremely important. To timely provide the aforementioned evidence in the context of limited number of data sources specific to Vietnam, we performed a return on investment (ROI) model rather than other traditional extensive health economic assessments, that is, cost-effectiveness analysis (CEA), cost-utility analysis (CUA), cost-benefit analysis (CBA). This paper presents the findings of a ROI analysis to determine the financial impact of delivering a national CRC screening program in Vietnam.

Methods

Research was conducted in 5 steps:

Step 1—Selection of screening tests for the national CRC screening program: Since the national CRC screening program in Vietnam has not been implemented in practice, we searched the literature and obtained expert opinions to select the CRC screening test for implementation in the national program. Screening test was selected according to



the following criteria (1) relevance to the current concerns of the Decision No. 3756/QĐ-BYT dated June 21, 2018, (2) feasibility of implementation in Vietnam, especially at the grassroots health system (ie, the district level hospitals and commune healthcare centers), (3) availability of evidence regarding the effectiveness of screening test; (4) availability of information about the cost of screening test. According to the literature review and expert opinions (discussion with key informant from Vietnam national cancer control program), the basic activities of national CRC screening program includes the following activities: (1) health workers at commune health centers provide information on the CRC screening to the target population, (2) health workers at commune healthcare centers and district level hospitals annually deliver the fecal occult blood test (FOBT) for the medium-risk groups started at the age of over 50 years old, (3) health workers at district-level, provincial-level and central-level hospitals provide the follow-up colonoscopy for those with positive test results.

Step 2—Developing the ROI model: A simple decision tree model was designed to calculate the cost and cost savings of screening program for the medium-risk group (over 50 years of age), this choice of model's population was in line with suggestions by many researchers.³ The model was built to simulate the shift between different consequences of undertaking different screening options for the medium-risk group. This target population included both Vietnamese males and females over 50 years old, that is, 23 448 546 people over 50 years old from the total population of 96 140 000 reported by Vietnam General Statistics Office in 2019.⁷ The probabilities of transitions among states were estimated based on national and international data (See Table 1). The model was constructed using Microsoft Excel. The structure of the decision tree model for implementing national CRC screening scenario and without national CRC screening scenario is provided in Figure 1.

In the deterministic analysis, we assumed that 90% of the population over 50 years old will take the FOBT test in case of implementing the national CRC screening program; only 10% of the target population take the FOBT test in no screening scenario; 80% of those having FOBT positive results will undertake the follow-up colonoscopy and only 10% of those having FOBT negative results will undertake the follow-up colonoscopy. The sensitivity and specificity for detecting polyps and CRC of using both FOBT and colonoscopy were taken from a systematic review of Silva-Illanes and Espinoza⁸ Prevalence of having polyps as well as having CRC for different age groups was taken from reliable and available sources.^{2,13,14} Percentage of patients at each CRC stage in Vietnam was collected from searching the available literature.² Moreover, the rate of developing CRC cases from having

polyps and the rate of early-stage CRC detected was borrowed from Orsak et al¹¹

Step 3—Estimating the cost savings from the early detection and treatment of CRC: The benefit of national CRC screening program was measured in term of cost savings. The total cost savings included CRC treatment cost averted from preventable cases. Those costs were collected from a literature review of published research on cost of treatment of colorectal cancer at different stages in Vietnam as well as from Vietnam Social Insurance reimbursement database (if available). To convert the cost from Vietnam dong (VND) to US dollar (US\$), we used the exchange rate of US\$/VND 23 000. We also used the CCEMG-EPPI-Centre Cost Converter¹⁵ to convert the cost in VND to international dollar (I\$) using purchasing power parity method (PPP).

Step 4—Estimating the cost of nation-wide CRC screening program: In line with other ROI estimation on cancer screening programs, only direct costs related to the program were included.^{11,16} The total cost of the screening program, thus, consisted of: (1) cost of program planning and management induced by Vietnam National Cancer Control Program and other stakeholders, (2) cost of conducting communication activities, collected from Vietnam National Cancer Control Program, (3) cost of delivery FOBT test occurred at commune healthcare centers, (4) cost of conducting follow-up colonoscopy occurred at district-level, provincial-level and central-level hospitals, (5) other operating cost of the screening program. Table 1 presents the detailed input parameters and data sources used.

Step 5—Analyzing the model including both deterministic analysis and sensitivity analysis. Regarding the deterministic analysis, those values were calculated:

- Net profit (NP) estimated by total benefit/output minus total investment:

$$NP = Total\ benefit - Total\ investment$$

- Cost Benefit ratio (CBR) estimated by the ratio of total benefit divided by total investment

$$CBR = \frac{Total\ benefit}{Total\ investment}$$

- The ROI rate is estimated by NP divided by the total investment:

$$\frac{NP}{Total\ investment} = \frac{Total\ benefit - Total\ investment}{Total\ investment}$$

Negative ROI rate means that investment does not provide additional monetary benefits for this intervention, while positive ROI rate is interpreted as an investment with an additional monetary gain.

Table 1. Input parameters and assumptions of the model.

INPUT PARAMETERS	MEAN	LOWER VALUE	UPPER VALUE	SOURCES
Population over 50 years old				
50-54	6479836	5711341	7282098	General Statistics Office ⁷
54-59	5499208	4847013	6180059	
60-64	3787916	3338677	4256894	
65-69	2576552	2270978	2895552	
70-74	1586310	1398177	1782709	
75-79	1432486	1262596	1609840	
80+	2086238	1838814	2344533	
Prevalence of having polyps for different age groups in Vietnam				
50-54	0.120	0.110	0.130	Institute for Health Metrics evaluation ²
54-59	0.120	0.110	0.130	
60-64	0.310	0.260	0.360	
65-69	0.310	0.260	0.360	
70-74	0.310	0.260	0.360	
75-79	0.310	0.260	0.360	
80+	0.465	0.430	0.500	
Prevalence of having colorectal cancer for different age groups in Vietnam				
50-54	0.00183	0.00136	0.00241	Institute for Health Metrics Evaluation ²
54-59	0.00291	0.00222	0.00375	
60-64	0.00381	0.00297	0.00481	
65-69	0.00427	0.00336	0.00557	
70-74	0.00384	0.00304	0.00477	
75-79	0.00401	0.00320	0.00500	
80+	0.00511	0.00439	0.00600	
Rate of undertaking FOBT—with national screening scenario (%)	90	81.0	99.0	Discussion with stakeholders
Rate of undertaking FOBT—without national screening scenario (%)	10	9.0	11.0	
Rate of undertaking colonoscopy—for those with FOBT positive (%)	80	72.0	88.0	
Rate of undertaking Colonoscopy—for those with FOBT negative (%)	10	9.0	11.0	
Sensitivity for detecting Polyps				
FOBT (%)	11	1.5	20	Silva-Illanes and Espinoza ⁸
Colonoscopy (%)	85	74	100	
Specificity for detecting Polyps				
FOBT (%)	97	88.6	99.5	Silva-Illanes and Espinoza ⁸

(Continued)

Table 1. (Continued)

INPUT PARAMETERS	MEAN	LOWER VALUE	UPPER VALUE	SOURCES
Colonoscopy (%)	99	95	100	
Sensitivity for detecting CRC				
FOBT (%)	36	12.90	72	Silva-Illanes and Espinoza ⁸
Colonoscopy (%)	95	90	100	
Specificity for detecting CRC				
FOBT (%)	97	80	99.5	Silva-Illanes and Espinoza ⁸
Colonoscopy (%)	95	90	100	
Mortality rate				
50-54	0.00302			WHO Life table, 2018 ⁹
55-59	0.00506			
60-64	0.00782			
65-69	0.01334			
70-74	0.02147			
75-79	0.03444			
80-84	0.05489			
85+	0.08652			
5-year survival rate				
Stage I CRC	0.869			Lew et al ¹⁰
Stage II CRC	0.730			
Stage III CRC	0.424			
Stage IV CRC	0.095			
Rate of developing CRC from having polyps	0.0010			Orsak et al ¹¹
Rate of early-stage CRC detected	0.6363			Orsak et al ¹¹
Average cost of polyps' removal per visit	US\$ 81.5 (I\$ 240.5)	US\$ 73.3 (I\$ 216.4)	US\$ 89.6 (I\$ 264.5)	Estimation from reimbursed data provided by Vietnam Social Security, 2018
Average CRC treatment cost for 1 year (from the Vietnam Social Insurance perspectives)				
Diagnosis and primary therapy phase	US\$ 4222.6 (I\$ 13518.6)	US\$ 3800.3 (I\$ 12166.7)	US\$ 4644.9 (I\$ 14870.4)	Nguyen et al ¹²
Metastatic phase	US\$ 3639.7 (I\$ 11652.4)	US\$ 3275.7 (I\$ 10487.2)	US\$ 4003.7 (I\$ 12817.6)	
Controlled phase	US\$ 2697.8 (I\$ 8637.1)	US\$ 2428.0 (I\$ 7773.4)	US\$ 2967.6 (I\$ 9500.8)	
Terminal phase	US\$ 764.7 (I\$ 2448.2)	US\$ 688.2 (I\$ 2203.4)	US\$ 841.2 (I\$ 2693.0)	
Average CRC treatment cost for 1 year (from the Health facilities perspectives)				
Diagnosis and primary therapy phase	US\$ 1993.1 (I\$ 6380.9)	US\$ 1793.8 (I\$ 5742.8)	US\$ 2192.4 (I\$ 7018.9)	Nguyen et al ¹²

(Continued)

Table 1. (Continued)

INPUT PARAMETERS	MEAN	LOWER VALUE	UPPER VALUE	SOURCES
Metastatic phase	US\$ 3586.1 (I\$ 11480.7)	US\$ 3227.5 (I\$ 10332.6)	US\$ 3944.7 (I\$ 12628.8)	
Controlled phase	US\$ 2407.7 (I\$ 7708.2)	US\$ 2166.9 (I\$ 6937.4)	US\$ 2648.5 (I\$ 8479.0)	
Terminal phase	US\$ 559.9 (I\$ 1792.6)	US\$ 503.9 (I\$ 1613.3)	US\$ 615.9 (I\$ 1971.9)	
Average CRC treatment cost for 1 year (from the Patient's household perspectives)				
Diagnosis and primary therapy phase	US\$ 5290.2 (I\$ 36835.9)	US\$ 4761.2 (I\$ 33152.3)	US\$ 5819.2 (I\$ 40519.5)	Nguyen et al ¹²
Metastatic phase	US\$ 6102.7 (I\$ 19537.9)	US\$ 5492.4 (I\$ 17584.1)	US\$ 6713.0 (I\$ 21491.7)	
Controlled phase	US\$ 2572.0 (I\$ 8234.3)	US\$ 2314.8 (I\$ 7410.9)	US\$ 2829.2 (I\$ 9057.7)	
Terminal phase	US\$ 1669.7 (I\$ 5345.5)	US\$ 1502.7 (I\$ 4810.9)	US\$ 1836.7 (I\$ 5880.1)	
Estimates of investment cost				
Cost of conducting Colonoscopy (per visit)	US\$ 20.33 (I\$ 60.00)	US\$ 18.30 (I\$ 54.00)	US\$ 22.36 (I\$ 66.00)	Estimation from district level hospitals; Circular 39/2018/TT-BYT
Cost of conducting FOBT (per test)	US\$ 3.40 (I\$ 10.02)	US\$ 3.06 (I\$ 9,02)	US\$ 3.74 (I\$ 11,02)	Estimation from Circular 39/2018/TT-BYT; Pilot CRC Screening Program in Hanoi
Cost of implementing program per targeted person (cost of human resource, equipment and supplies for planning and management, communication activities, etc.)	US\$ 0.448 (I\$ 1.44)	US\$ 0.403 (I\$ 1.30)	US\$ 0.493 (I\$ 1.58)	Estimation from National Cancer Control Program

Regarding the sensitivity analysis, both one-way and probabilistic sensitivity analysis were undertaken. Due to the uncertainty of the input parameters, we conducted the one-way sensitivity analysis to assess the influence of each input parameter on the model results. After that, probabilistic sensitivity analysis was done using bootstrapping method or Monte Carlo simulation method.^{17,18} 1000 times of simulation were conducted to give expected values and distributions as recommended.¹⁷⁻¹⁹ Results were presented as expected values and confidence intervals.

Ethics approval

Research ethic approval for the research was issued by the Research Ethics Committee of Hanoi School of Public Health, Vietnam (Ethics Approval No. 455/2018/YTCC-HD3 dated 7th November 2018).

Results

Return on investment of the national CRC screening program in Vietnam: Deterministic analysis results

Table 2 presents the deterministic analysis results, of which the total investment for the national CRC screening program in

Vietnam was estimated at US\$ 409.57 million, including costs of human resource, equipment and supplies for planning and management, communication activities, FOBT, and colonoscopy. The total benefit was estimated at US\$ 1787.26 million, which was the total cost saved by the early detection and treatment of polyps and CRC cases. Net profit (NP) was estimated by the difference of total benefits and total investment, or in other words, investment in the national CRC screening program in the community that brought the net profit as US\$ 1377.69 million.

The cost benefit ratio (CBR) was estimated as the total benefit divided by the total investment, with the estimated value in the case of the deterministic analysis being 4.363, or in other words the total benefit of the community CRC screening program was 4.363 times higher than the total investment.

The ROI ratio was 336.4%, which can be interpreted as every US\$ 1 invested in the national CRC screening program the country gets US\$ 366.4 in return.

Results from sensitivity analysis

Table 3 presents the result of probabilistic sensitivity analysis when coverage rate of FOBT test varies from 30% to 80%. In

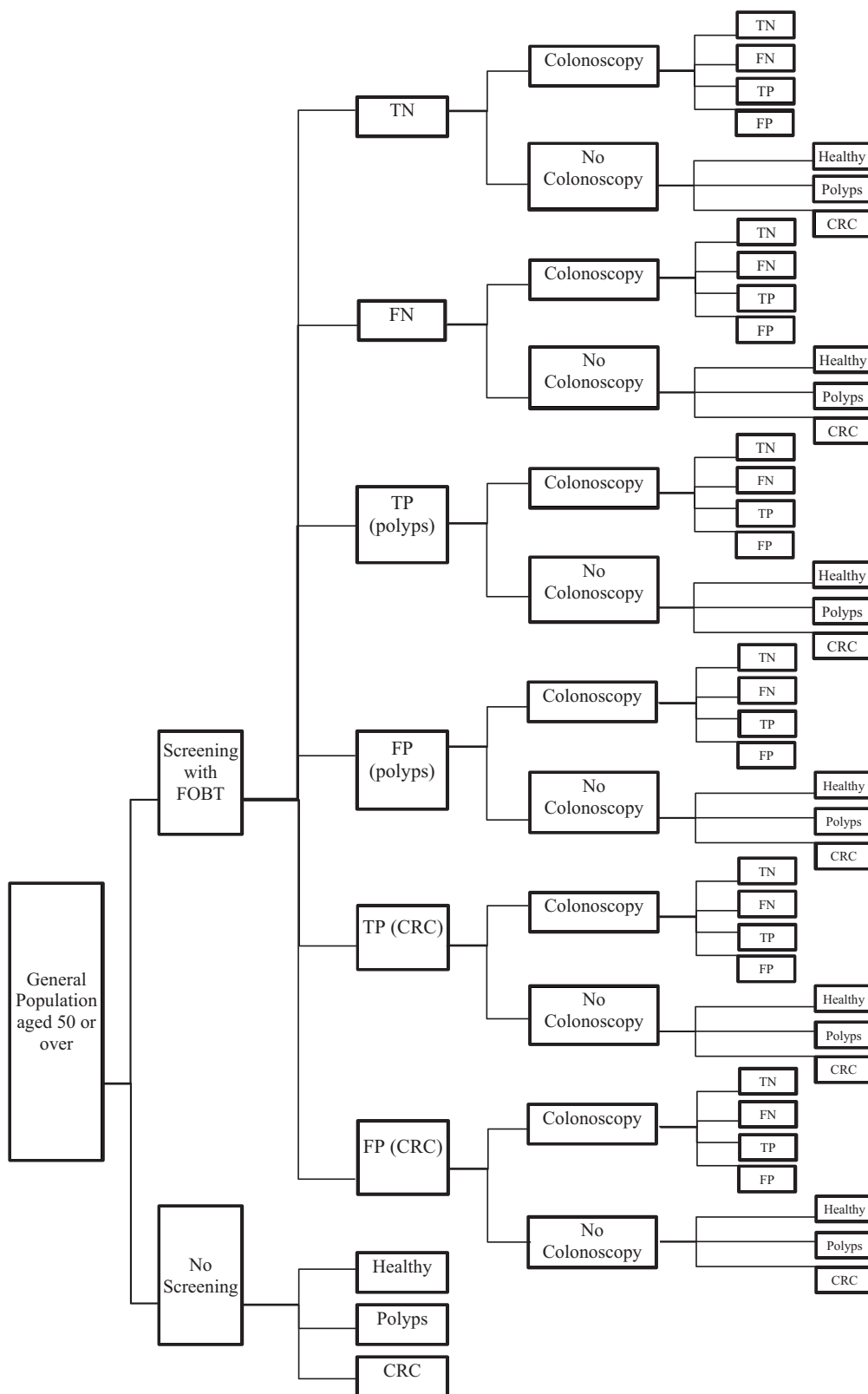


Figure 1. Decision tree model for estimating the cost and cost saving of colorectal cancer screening program
 Abbreviations: CRC, colorectal cancer; FN, false negative; TN, true negative; TP, true positive.

particular, it can be seen that the total investment ranged from US\$ 145.22 million in case of 30% screening coverage (30% of the target population taking FOBT test) to US\$

415.09 million in case of 90% screening coverage (90% of the target population taking FOBT test). In addition, the total benefit was also much higher when expanding the FOBT

Table 2. Deterministic analysis results.

	IN MILLION US\$	IN MILLION \$
Total investment	409.57	1208.83
Total benefit	1787.26	5275.01
Net profit (NP)	1377.69	4066.18
Cost benefit ratio (CBR)	4.363	
ROI rate (%)	336.4	

screening coverage up to 90% of the target population, specifically the total benefit gained in this case was up to US\$ 1792.96 million compared to the total benefit achieved when only covering 30% of the target population (US\$ 600.30 million). The ROI rate also varied from 325.4% in the case of 30% screening coverage to 342.5%, 349.6%, 351.7%, and 349.2% in the case of 50%, 70%, 80%, and 90% screening coverage, respectively.

Figure 2 demonstrates the estimated ROI values for 1000 simulations in the probabilistic analysis, which shows that the result of the analysis was quite in agreement with the deterministic analysis.

When expanding the coverage of the CRC screening program to 90%, that is, the proportion of population over 50 years old performing the FBOT test up to 90%, the total investment increased to US\$ 415.09 million (95%UI: 409.00; 421.17); At the same time, the total benefit was also increased to US\$ 1792.96 million (95% UI: 1785.00; 1800.87), resulting in the ROI as 349.2% (95%UI: 344.0%; 354.4%).

Figure 3 shows the results of 1000 simulations in the probabilistic sensitivity analysis in the case of extended coverage up to 90% for the FOBT test. It can be observed that there are times when the simulated investment of the program can be up to US\$ 1200 million

Discussion

The results of this study indicate that the ROI values of CRC screening program vary greatly due to the uncertainty of the input parameters, especially in relation to the screening coverage of the program. Specifically, at 30% coverage of people over 50 years of age participating in the FOBT test, the corresponding ROI value is 325.4% (95%UI: 321.0; 329.9). However, with the increasing the screening coverage of the program, the ROI value has increased, particularly when the 90% screening coverage was achieved, ROI value increased to 349.2% (95%UI: 344.0; 354.4). Some national public health programs in Vietnam, typically the national expanded program on immunization, has achieved 90% coverage for children population under 1 year of age. The success of this national expanded program on immunization stems from the highly accessible primary healthcare facilities, the long history of implementation since 1982, the achievements of health education and

Table 3. Sensitivity analysis result with different coverage rates of the CRC screening program in Vietnam.

SCREENING COVERAGE SCENARIOS (%)	TOTAL INVESTMENT (95%UI)		TOTAL BENEFIT (95% UI)		NET PROFIT (95% UI)		ROI RATE (95% UI)	
	IN MILLION US\$	IN MILLION \$	IN MILLION US\$	IN MILLION \$	IN MILLION US\$	IN MILLION \$	UI)	UI)
30	600.30 (597.57; 603.04)	1771.77 (1763.73; 1779.81)	145.22 (143.52; 146.96)	428.66 (423.57; 433.76)	455.09 (451.78; 458.35)	1343.11 (1333.45; 1352.76)	325.4% (321.0; 329.9)	
50	998.48 (993.83; 1003.09)	2946.89 (2933.26; 2960.53)	231.87 (229.26; 234.43)	684.38 (676.77; 691.99)	766.57 (761.09; 761.09)	2262.52 (2246.35; 2278.68)	342.5% (337.8; 347.2)	
70	1402.57 (1396.17; 1408.96)	4139.60 (4120.76; 4158.45)	323.09 (321.83; 325.70)	949.66 (938.06; 961.26)	1080.83 (1073.22; 1088.39)	3189.94 (3167.50; 3212.38)	349.6% (344.7; 354.6)	
80	1599.78 (1592.48; 1607.04)	4721.61 (4700.09; 4743.13)	365.48 (360.83; 370.17)	1078.72 (1064.89; 1092.54)	1234.26 (1225.70; 1242.87)	3642.89 (3617.51; 3668.28)	351.7% (346.8; 356.6)	
90	1792.96 (1785.00; 1800.87)	5291.80 (5268.39; 5315.22)	415.09 (409.00; 421.17)	1225.10 (1207.16; 1243.04)	1377.87 (1367.70; 1388.04)	4066.70 (4036.67; 4096.73)	349.2% (344.0; 354.4)	

Abbreviations: 95% UI, 95% uncertainty interval; Screening coverage, proportion of the target population having FOBT test

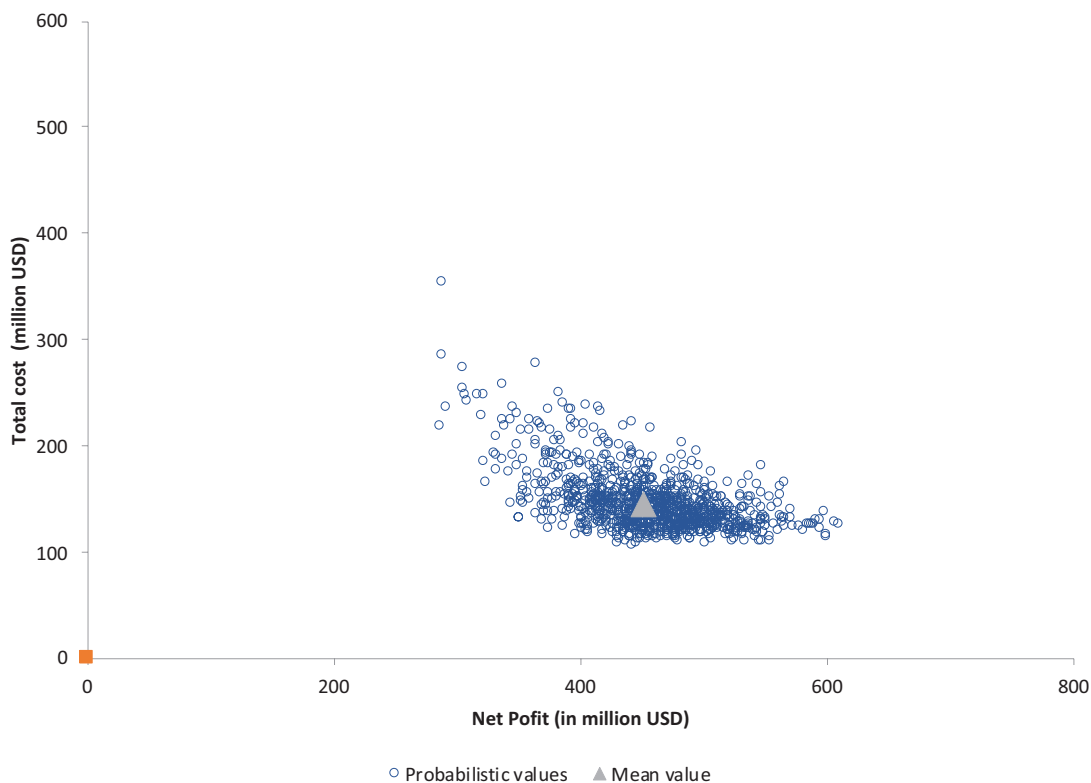


Figure 2. Result of probabilistic sensitivity analysis in the case of screening 30% of the target population.

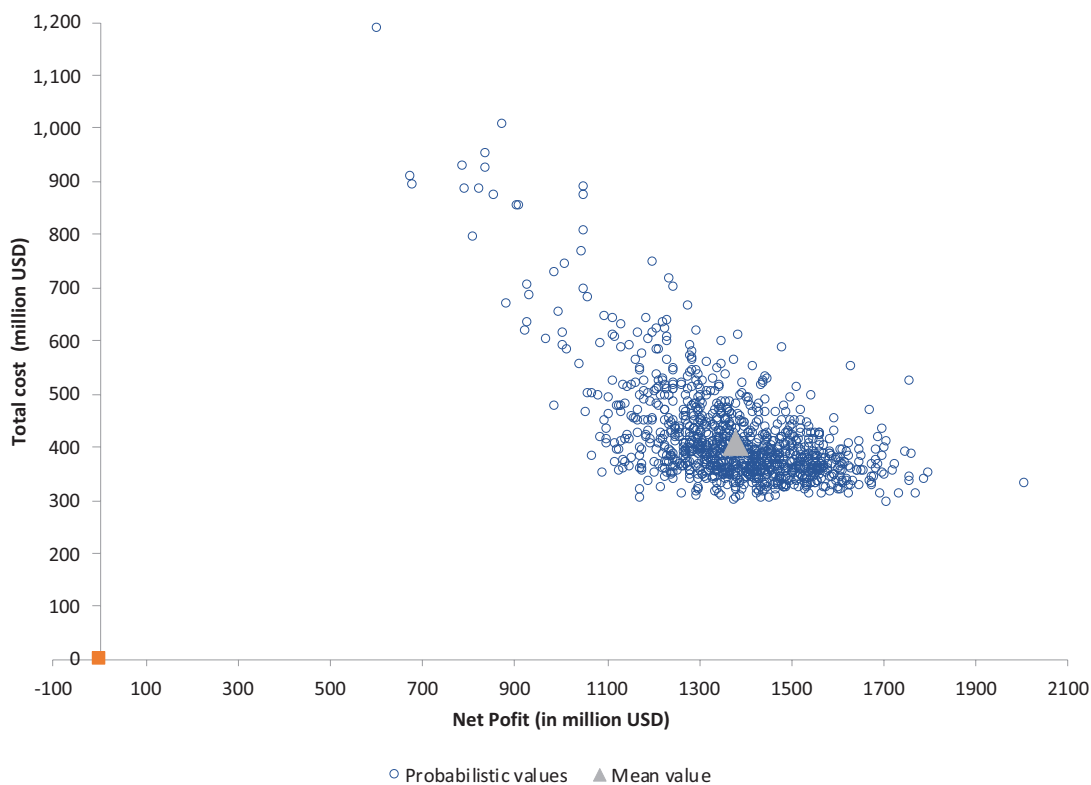


Figure 3. Result of probabilistic sensitivity analysis in the case of screening 90% of the target population.

promotion, the tailoring policy to remote areas,²⁰ and more recently, the adoption of the digital immunization registry.²¹ Therefore, observing the lessons learned from the national

expanded program on immunization, the national CRC screening program in Vietnam will be able to achieve the same level of coverage, especially, the above programs share the same

achievement of a primary healthcare system. However, the national CRC screening program should carefully consider other difficulties, such as the inadequate infrastructure and human resources to deliver the FOBT and colonoscopy. The cost of implementing a CRC screening program may be much greater than the estimate in this study since the estimation in this study based on the assumption that the national CRC screening program is on a “steady state,” that is, the infrastructure and human resources are available to deliver the screening test, and therefore the ROI value may be lower than the estimated value.

Due to differences in socio-economic context and healthcare system, the ROI value of CRC screening program varies greatly in different countries. For example, in the study of Stepanek et al²² in South Africa, ROI analysis was conducted based on the opinion of the payer, that is, an employer company perspective. The authors estimated the ROI in providing all employees of cancer screening tests. While the investment included the medical cost of screening for all employees, the benefit was estimated based on the cost savings as employees rarely absent to go for medical examination and treatment in the later stages and the company would not have to replace workers. The results of the study show a negative ROI (ie, -0.98), which means the investment has not brought additional benefits for investment. However, it is worth noting that the screening does not occur on a large scale, but rather within the scope of a company, so that the study results could not truly reflect the potential benefit of the screening in a larger scale.

Other authors, Orsak et al¹¹ evaluated the ROI of CRC screening program in rural Texas. The study evaluates the ROI of the CRC screening program as well as of expanding the CRC screening program in a larger scale. The 2 screening techniques considered in the program are fecal immunochemical test (FIT) and colorectal endoscopy (with a follow-up colonoscopy for those with positive results of FIT or endoscopy). The age of the target population is from 50 to 75 years old. In addition to the cost of communication and education activities to increase the number of people participating in the screening program, cost of delivering FIT, and colorectal endoscopy, the program also provided financial support (US\$ 20 gift card for transportation) for people once completing the follow-up colonoscopy. The benefit of the program is estimated based on the cost savings by preventing advanced CRC cases and preventing cases of polyps from progressing to CRC cases. The ROI value estimated in this study ranges from 1.46% to 2.06%. Although the ROI value was positive, it was much lower than the estimate in this study. One of the possible reasons for this difference related to the investment of the program evaluated in this study was much different when authors also took into account the non-medical cost, that is, financial support for people undertaking follow-up colonoscopy. In our study, we also focused on FOBT (follow up with colonoscopy) rather than other screening modalities (eg, FIT, endoscopy). In the future, it is required to further the study on also other screening techniques.

In the world, CRC screening in particular and screening of some other specific cancers in general (such as breast cancer, cervical cancer) have been included in the benefit package (of social health insurance or other public financing).^{23,24} Especially in Japan, screening for most cancers was covered by the social health insurance fund (with co-payments from the members). However, in Vietnam, the amended Law on Health Insurance 2014 has not yet allowed the reimbursement of technical services such as FOBT or colonoscopy for the purpose of “screening.” Meanwhile, the mentioned decisions, that is, Decision No. 3756/QĐ-BYT and Decision 376/QĐ-TTg of March 20, 2015, clearly defined social health insurance fund is one of the basic financial sources for cancer screening activities. To advocate for including CRC screening services (FOBT and colonoscopy, as well as additional costs during colonoscopy) into the social health insurance benefit package, this study may provide important evidence on how much financial benefit the social health insurance fund will receive from its investment in CRC screening. Although reimbursement for CRC screening test on a national scale requires a large investment, our study shows that the savings from averted CRC cases for the social health insurance fund are also very large in the future.

The study has some limitations. Firstly, the cost of implementing program (cost of human resource, equipment and supplies for planning and management, communication activities, etc.) was estimated based on the pilot screening model in Hanoi. This model of services delivery may not reflect the true practice of services delivery in the whole country due to the difference in practice in each province. Secondly, due to lack of data, cost of colonoscopy was estimated based on data provided by some provincial-level hospitals; cost of CRC treatment was collected from other secondary data sources.¹² Thirdly, due to lack of evidence on health-related benefit of the colorectal cancer screening program (eg, changes in CRC incidence and mortality, life-year saved) in Vietnam context, it is impossible for us to apply cost-effectiveness of cost-utility analysis. Finally, we only focused on FOBT and colonoscopy rather than other screening modalities (eg, FIT, flexible sigmoidoscopy). The main reason was that FOBT and colonoscopy techniques were recommended in Decision No. 3338/QĐ-BYT dated September 9, 2013 on the process of screening and early detection of colorectal cancer in Vietnam. FOBT and colonoscopy were also recommended by majority of guidelines based on a recent systematic review.³ Moreover, due to the fact that the pilot CRC screening program in Hanoi also employed FOBT rather than other screening techniques, it is impossible to estimate the cost of screening program using other screening modalities.

Conclusion


This is the first attempt in estimating return on investment of a public health program in Vietnam. Although there is a wide variation due to the uncertainty of the input parameters, especially regarding the coverage of the CRC program in the community, the calculated ROI rates in all the different cases were

positive, demonstrating that the national CRC screening program brings benefits to the investment. With a modest coverage of 30% of the population over the age of 50 participating in the screening using the FOBT test, the corresponding ROI value was 325.4% (95%UI: 321.0; 329.9). When reaching 90% screening coverage of target population, the ROI value increases to 349.2% (95%UI: 344.0; 354.4). The results of this study could be used to advocate for the implementation of a national CRC program in terms of the monetary benefits of investing in the program.

Author Contributions

NQA and NTH contributed equally to the design and implementation of the model. All authors contributed to the analysis of the results and to the writing of the manuscript.

ORCID iDs

Nguyen Quynh Anh  <https://orcid.org/0000-0003-2961-7971>

Nguyen Thu Ha  <https://orcid.org/0000-0002-9822-3688>

REFERENCES

- Bray F, Ferlay J, Soerjomataram I, Siegel RL, Torre LA, Jemal A. Global cancer statistics 2018: GLOBOCAN estimates of incidence and mortality worldwide for 36 cancers in 185 countries. *CA Cancer J Clin.* 2018;68:394-424.
- Institute for Health Metrics Evaluation. Global Burden of Disease Collaborative Network. Global Burden of Disease Study 2017 (GBD 2017) Results. Institute for Health Metrics and Evaluation Seattle; 2018.
- Bénard F, Barkun AN, Martel M, von Renteln D. Systematic review of colorectal cancer screening guidelines for average-risk adults: summarizing the current global recommendations. *World J Gastroenterol.* 2018;24:124.
- Navarro M, Nicolas A, Ferrandez A, Lanás A. Colorectal cancer population screening programs worldwide in 2016: an update. *World J Gastroenterol.* 2017;23:3632-3642.
- Vietnam Ministry of Health. The Joint Annual Health Review 2014 (JAHR 2014): Strengthening Prevention and Control of NCDs. *Vietnam Ministry of Health Ha Noi, Viet Nam;* 2014.
- Khalili F, Najafi B, Mansour-Ghanaei F, Yousefi M, Abdollahzad H, Motlagh A. Cost-effectiveness analysis of colorectal cancer screening: a systematic review. *Risk Manage Healthcare Policy.* 2020;13:1499.
- General Statistics Office. Report on Population Changes and Family Planning; General Statistics Office; 2019.
- Silva-Illanes N, Espinoza M. Critical analysis of Markov models used for the economic evaluation of colorectal cancer screening: a systematic review. *Value Health.* 2018;21:858-873.
- WHO. Life tables by country: Viet Nam. 2019. Accessed September 30, 2019. <https://apps.who.int/gho/data/view.main.61830?lang=en>
- Lew J-B, St John DJB, Xu X-M, et al. Long-term evaluation of benefits, harms, and cost-effectiveness of the National Bowel Cancer Screening Program in Australia: a modelling study. *Lancet Public Health.* 2017;2:e331-e340.
- Orsak G, Miller A, Allen CM, Singh KP, McGaha P. Return on investment of free colorectal cancer screening tests in a primarily rural uninsured or underinsured population in Northeast Texas. *PharmacoEconomics-Open.* 2020;4:71-77.
- Nguyen QA, Nguyen TH, Bui NL, et al. *[Cost of Cancers in Vietnam]*. 2014.
- Khue LN, Huong NT, Ha NT, et al. *[Burden of Disease and Healthy Life Expectancy: Definition, Methods and Results in Vietnam from 2008 to 2017]*. Medical Publishing House; 2020.
- Knudsen AB, Zaubler AG, Rutter CM, et al. Estimation of benefits, burden, and harms of colorectal cancer screening strategies: modeling study for the US Preventive Services Task Force. *JAMA.* 2016;315:2595-2609.
- Shemilt I, Thomas J, Morciano M. A web-based tool for adjusting costs to a specific target currency and price year. *Evid Policy.* 2010;6:51-59.
- Skrundevskiy AN, Omar OS, Kim J, Soliman AS, Korolchuk TA, Wilson FA. Return on investment analysis of breast cancer screening and downstaging in Egypt: implications for developing countries. *Value Health Reg Issues.* 2018;16:22-27.
- Baltussen RM, Adam T, Tan-Torres Edejer T, et al. Making choices in health: WHO guide to cost-effectiveness analysis/edited by T. Tan-Torres Edejer. . . [et al]. *Making choices in health: WHO guide to cost-effectiveness analysis/edited by T Tan-Torres Edejer[et al]*. 2003.
- Briggs A, Sculpher M, Claxton K. *Decision Modelling for Health Economic Evaluation.* Oup Oxford; 2006.
- Drummond MF, Sculpher MJ, Claxton K, Stoddart GL, Torrance GW. *Methods for the Economic Evaluation of Health Care Programmes.* Oxford University Press; 2015.
- Nguyen TD, Dang AD, Van Damme P, et al. Coverage of the expanded program on immunization in Vietnam: results from 2 cluster surveys and routine reports. *Hum Vaccin Immunother.* 2015;11:1526-1533.
- Nguyen NT, Vu HM, Dao SD, Tran HT, Nguyen TXC. Digital immunization registry: evidence for the impact of mHealth on enhancing the immunization system and improving immunization coverage for children under one year old in Vietnam. *Mhealth.* 2017;3:26-26. doi:10.21037/mhealth.2017.06.03
- Stepanek M, Hafner M, Taylor J, Grand-Clement S, Van Stolk C. The Return of Investment for Preventive Healthcare Programmes: A Calculation Framework for GSK's Partnership for Prevention (P4P). RAND Corporation; 2017.
- Auraaen A, Fujisawa R, De Lagasnerie G, Paris V. How OECD Health Systems Define the Range of Good and Services to Be Financed Collectively. *OECD Publishing;* 2016.
- Paris V. Health benefit plans in OECD countries. *LAC Webinar.* 2014