



# Are component endpoints equal? A preference study into the practice of composite endpoints in clinical trials

Melissa C.W. Vaanholt MSc, Researcher<sup>1</sup>  | Marlies M. Kok MD, Medical doctor<sup>2</sup> | Clemens von Birgelen MD, PhD, Medical doctor<sup>1,2</sup>  | Marieke G.M. Weernink PhD, Postdoctoral researcher<sup>1</sup> | Janine A. van Til PhD, Senior researcher<sup>1</sup>

<sup>1</sup>Department of Health Technology and Services Research, MIRA – Institute for Biomedical Technology and Technical Medicine, University of Twente, Enschede, The Netherlands

<sup>2</sup>Department of Cardiology, Medisch Spectrum Twente, Thoraxcentrum Twente, Enschede, The Netherlands

## Correspondence

Clemens von Birgelen, Department of Cardiology, Medisch Spectrum Twente, Thoraxcentrum Twente, University of Twente, Enschede, The Netherlands.  
Email: c.vonbirgelen@mst.nl

## Abstract

**Objectives:** To examine patients' perspectives regarding composite endpoints and the utility patients put on possible adverse outcomes of revascularization procedures.

**Design:** In the PRECORE study, a stated preference elicitation method *Best-Worst Scaling* (BWS) was used to determine patient preference for 8 component endpoints (CEs): need for redo percutaneous coronary intervention (PCI) within 1 year, minor stroke with symptoms <24 hours, minor myocardial infarction (MI) with symptoms <3 months, recurrent angina pectoris, need for redo coronary artery bypass grafting (CABG) within 1 year, major MI causing permanent disability, major stroke causing permanent disability and death within 24 hours.

**Setting:** A tertiary PCI/CABG centre.

**Participants:** One hundred and sixty patients with coronary artery disease who underwent PCI or CABG.

**Main outcome measures:** Importance weights (IWs).

**Results:** Patients considered need for redo PCI within 1 year (IW: 0.008), minor stroke with symptoms <24 hours (IW: 0.017), minor MI with symptoms <3 months (IW: 0.027), need for redo CABG within 1 year (IW: 0.119), recurrent angina pectoris (IW: 0.300) and major MI causing permanent disability (IW: 0.726) less severe than death within 24 hours (IW: 1.000). Major stroke causing permanent disability was considered worse than death within 24 hours (IW: 1.209). Ranking of CE and the relative values attributed to the CE differed among subgroups based on gender, age and educational level.

**Conclusion:** Patients attribute different weight to individual CE. This has significant implications for the interpretation of clinical trial data.

## KEYWORDS

best-worst scaling, composite endpoints, coronary artery bypass grafting, coronary artery disease, patient preferences, percutaneous coronary intervention, revascularization, weighting procedure

We would like to thank all the research participants, for their dedication and readiness to participate in the study by filling in the survey, hence giving us the input to base upon the conclusions of this research.

This is an open access article under the terms of the Creative Commons Attribution License, which permits use, distribution and reproduction in any medium, provided the original work is properly cited.

© 2018 The Author. Health Expectations published by John Wiley & Sons Ltd.

## 1 | INTRODUCTION

Over the past 40 years, many randomized clinical trials (RCTs) have used composite endpoints when comparing medical interventions.<sup>1-4</sup> These composite endpoints combine 2 or more clinically relevant endpoints, also known as the component endpoints (CEs), within a single outcome variable to measure clinical benefit of a treatment. The conclusions of RCTs rely on their primary endpoints, and thus, it is important to choose the most appropriate endpoints when designing clinical research.<sup>5</sup> In recent years, medical care has significantly progressed for patients experiencing cardiovascular events, resulting in low mortality rates. Although death is still considered the primary outcome, it is often difficult for clinical researchers to identify differences in survival rates between the different treatment options.<sup>6,7</sup> To investigate the occurrence of an infrequent event, large sample sizes, as well as prolonged follow-up, are needed, and costs go up.<sup>8</sup> When several adverse events are combined in a composite endpoint, the occurrence of events will increase, thereby expanding the overall treatment effect, and reducing the required sample size and overall costs of cardiovascular trials.<sup>9,10</sup>

Analytic approaches to composite endpoints generally assume that all underlying adverse events are of equal value. In practice, this assumption is rarely met, for instance: in some situations, the overall positive treatment effect may be related to “soft events” such as recurrent angina or redo revascularization as opposed to the clinically more relevant “hard” events such as major stroke or death.<sup>11,12</sup> This heterogeneity of effect among CE can result in too optimistic conclusions about the treatment effect and serious misinterpretations.<sup>13-15</sup> One can account for these different effects by adjusting trial outcomes using “importance weights (values assigned to CE that reflect the relative importance of these CEs to patients)”. These “importance weights” are almost always derived through evaluations by an expert panel<sup>11,20</sup>; however, previous research has shown that patient and expert preferences towards CE are different<sup>21</sup> and thus cannot be considered equivalent. Therefore, the aim of this study was to examine patients’ perspectives regarding the use of composite endpoints in clinical trials and the importance they attach to possible unfavourable outcomes of treatment. In addition, we examined whether the obtained “importance weights” differed between subgroups based on clinical and demographic characteristics of our study population.

## 2 | METHODS

### 2.1 | Patient population

Between May 2016 and June 2016, the prospective, observational cohort PRECORE (PREference of COronary REvascularization) study was performed in a consecutive series of patients with coronary artery disease (CAD), who underwent revascularization procedures (either percutaneous coronary intervention [PCI] or coronary artery bypass graft [CABG]) at a tertiary centre for cardiovascular interventions (Thoraxcentrum Twente, Enschede, the Netherlands). PCI

patients were included in this study 3-4 hours post-intervention. Patients who had a CABG procedure completed the survey on day 3 to 4 post-intervention. Patients who underwent CABG plus a surgical intervention to correct cardiac valve disease were not included in this study. In addition, patients who were unable to perform the study task correctly due to the cognitive burden the study posed or due to a language barrier were excluded. The study protocol was submitted to the regional medical-ethics committee (METC Twente, no. K16-45), but was deemed exempt from formal medical ethical evaluation, because the study does not fall within the remit of the Medical Research Involving Human Subjects Act (WMO).<sup>16</sup> All patients provided written informed consent, and all data were anonymized before analysis. The study complied with the Declaration of Helsinki. The literature provides no guidance to determine minimal required sample sizes for Best-Worst Scaling (BWS) experiments. To determine the minimum sample size needed, we used a rule of thumb for conjoint analysis which states that estimate precision increases rapidly at sample sizes over 150 and flattens out at around 300 observations.<sup>17,18</sup> Taking into account the average number of patients undergoing a revascularization procedure throughout the 2-month study period, we aimed at including at least 150 patients.

### 2.2 | Patient preference survey

The original survey consisted of 4 different parts (Appendix S1). The PRECORE study started by asking patients to read the descriptions of the 8 CE examined in this study (Table 1). After patients read the descriptions, they were asked to answer 4 statements about whether they thought it was equally important to prevent 2 complications (*death vs disabling stroke*; *death vs disabling myocardial infarct (MI)*; *death vs redo CABG*; and *disabling stroke vs disabling MI*). The statements examined whether or not patients weigh the CE equally. If patients answered at least one of these 4 statements with “yes, the avoidance of one of these 2 complications is more important to me, or they answered at least one of these 4 statements with “do not know,” the relative importance of each complication (CE) was examined by means of 6 Best-Worst Scaling questions (BWS); the paragraph below explains this methodology. In addition to the preference elicitation questions, patients were asked for socio-demographics and clinical profile and one final question was asked to directly examine their view on the use of composite endpoints (Appendix S3). The Web-based survey was programmed using LimeSurvey<sup>19</sup> and was intended for self-completion on a tablet. However, if patients indicated that they needed more explanation or assistance in completing the survey, assistance was given. On average, it took patients 30 minutes to answer the complete survey.

### 2.3 | Best-worst scaling: A method for determining the relative importance of CE to patients

The attributes included in this study were determined in a step-wise manner, which subsequently included a literature review, expert review and individual interviews with patients. First, a

| Treatment outcomes (Attributes) | Description to patients  |
|---------------------------------|--|
| Minor MI                        | You will experience a mild myocardial infarction of which the symptoms disappear within 3 mo after the initial myocardial infarction |
| Major MI                        | You will experience a large myocardial infarction causing permanent disability (ie tire more quickly, less physical capacity)        |
| Minor stroke/TIA                | You will experience a mild stroke of which the symptoms disappear within 24 h  |
| Major stroke                    | You will experience a large stroke causing permanent disability (ie loss of function of an arm and/or leg)                           |
| Angina Pectoris                 | You will experience recurrent angina (ie sensation of chest pain, pressure or squeezing)   |
| Redo CABG                       | You need to undergo a bypass surgery within 1 yr following your initial revascularization because of restenosis                      |
| Redo PCI                        | You need to undergo a PCI within 1 yr following your initial revascularization because of restenosis                                 |
| Death                           | You will die within 24 h post-intervention   |

**TABLE 1** Attributes for the Best-Worst Scaling case 1 choice-questions

list of attributes that describe possible unfavourable outcomes of revascularization was compiled based on previously published literature.<sup>21-26</sup> Second, this list of unfavourable outcomes was discussed within the steering committee of the research team (including 2 cardiologists with expertise in these interventions, and 2 senior health scientists for specialist methodological input). This expert review was conducted in order to (i) shorten the list of potential attributes and (ii) to ensure that the attributes were expected to be relevant for all patients who underwent a revascularization procedure. As a third step, 6 individual interviews were conducted with patients who underwent revascularization in order to ensure that (i) the most important attributes to patients were included and (ii) attribute descriptions were clear to patients. This process led to the inclusion of 8 attributes (Table 1).

The BWS method was used to determine the relative importance patients with CAD assign to the CE associated with coronary revascularization procedures.<sup>27,28</sup> BWS is based on the random utility theory, which assumes that a patient's relative preference for characteristic A over characteristic B is a function of the relative frequency with which A is chosen as better than, or preferred to, B.<sup>29,30</sup> This methodology was used, because it avoids and overcomes some of the limitations of rating- and ranking-based measurement methods.<sup>27,28</sup> In BWS (case 1), respondents are asked to choose the best (eg least unfavourable) and worst items (eg most unfavourable) from a set of objects (ie adverse outcomes)<sup>29</sup> (Appendix S2). By presenting several of these set of objects to multiple patients, and studying the probability of patients choosing one objects over the other, the relative desirability of treatment outcomes from the patients' point of view (as a group) can be determined. The number of scenarios per patient was determined

using the experimental design software Sawtooth 6.4.6. (Sequim, WA, USA). The most optimal design was a partial-profile BWS case 1 design with 4 versions, 6 scenario-questions per version, and 4 attributes per scenario.<sup>17</sup>

## 2.4 | Statistical analysis

By use of IBM SPSS Statistics 23 (SPSS Inc., Chicago, IL, USA) and Stata version 14 (StataCorp, College Station, TX, USA), descriptive statistics were applied to get insights into the patient demographics and their perspectives regarding the use of CE in clinical trials (statement data). All analyses were 2-tailed and applied on the aggregated sample level, as we were interested in overall group preferences. Best-Minus-Worst counts were calculated to study the distribution of scores. Best and worst counts represent the number of times an attribute level was chosen as best or as worst across all choice-sets and respondents.<sup>19</sup> By subtracting the total number of times it was chosen as worst from the total number of times an outcome was chosen as best, an initial ranking of all 8 attributes from best (ie least unfavourable) to worst (ie most unfavourable) can be determined. To account for the number of times the attribute was available in the BWS design, normalized scores were calculated; that is, the Best-Minus-Worst counts (B-W counts) were divided by the sample size and the frequency that each attribute appeared in the design of the choice set. As it was chosen to use data on the aggregated sample level, no statistical analysis can be performed to analyse the potential significance of these B-W counts. To explore potential heterogeneity in preferences between certain patient subgroups (gender, age, educational level, current revascularization procedure, previous revascularization experience and previous MI), several count analyses were performed. *P*-values <.05 were considered statistically significant.

### 3 | RESULTS

#### 3.1 | Patient inclusion

Of 176 patients contacted, 9 (5%) were excluded as they did not meet the inclusion criteria, 2 (1%) refused participation, and 5 (3%) were discharged too early to participate. A total of 160 patients met the eligibility criteria, agreed to be surveyed and were included in the PRECORE study. Some patients received hands-on assistance by filling in the survey ( $n = 31$ , 19%) as they experienced physical constraint while filling in the survey. Another 6 (4%) patients received additional oral information and instructions after indicating a need for further assistance, and 9 (6%) patients received both hands-on assistance and additional oral information and instructions. The surveys of 13 (8.1%) patients were returned with incomplete BWS-data and could be not used for the analysis of the BWS-data.

#### 3.2 | Patient characteristics

The patients' sociodemographic and treatment-related characteristics are presented in Table 2. Of the 160 patients included in this study, a total of 97 (61%) underwent PCI and 63 (39%) were treated by CABG. Patients were  $67 \pm 11$  years old, and 120 (75%) were male. The majority of the respondents ( $n = 84$ , 52.5%) had a low level of education, and about a quarter ( $n = 40$ , 25%) was highly educated. A total of 86 (53.8%) patients had a previous MI, 9 (5.6%) a previous CABG, 45 (28.1%) a previous PCI and 5 (3.1%) experience with both PCI and CABG. A total of 105 patients (65.6%) had no history or previous coronary revascularization. Both patient groups had similar baseline profiles, but in line with clinical practice, significant differences were found between the PCI and CABG patients regarding the prevalence of *diabetes* (18.6% vs. 38.1%,  $P = .006$ , respectively) and *previous revascularization* (15.9% vs. 36.1%,  $P = .005$ , respectively).

#### 3.3 | Statement data: Patients' perspective regarding CE differ

A vast majority of patients ( $n = 129$ , 80.6%) stated that the common practice of weighing all CE equally is invalid, and more than half of patients ( $n = 94$ , 58.8%) indicated that it is more important to prevent a *major stroke causing permanent disability* than *death within 24 hours post-intervention* (Table 3). Moreover, two-thirds of the patients ( $n = 126$ , 78.8%) reported that it is more important to prevent *death within 24 hours post-intention* than *redo CABG*. When patient's preferences of the CE were further analysed according to the patient's age, gender, previous MI or current type of revascularization procedure—no statistically significant differences were found (data not shown).

#### 3.4 | BWS-data: Patients did not consider all CE equal

Systematic assessment by use of BWS showed that patients did not assign equal weights to all CE (Table 4). Figure 1 shows that patients

considered the need to undergo a *redo PCI within one year post-intervention* the least unfavourable (importance weight: 0.008). *Minor stroke with recovery within 24 hours* was the second least unfavourable CE (0.017), followed by (in the order of increasing importance to patients) *minor MI with recovery within 3 months* (0.027), *redo CABG* (0.119), *recurrent angina* (0.300) and *major MI causing permanent disability* (0.726). *Major stroke causing permanent disability* was considered worse than *death* and all other CE (1.209). The preference data of patient subgroups are shown in Table 4. The rank orders of most subgroups resemble the average estimate, except that highly educated patients ( $n = 36$ ), females ( $n = 29$ ), and elderly patients ( $n = 57$ ) place greater emphasis on avoiding *minor MI* than *recurrent angina*. Furthermore, a notable difference was that highly educated patients ( $n = 36$ ) valued *death* the most unfavourable outcome of this subset of outcomes, while the overall study population "preferred" *death* over *disabling stroke*.

### 4 | DISCUSSION

The PRECORE study examined the patients' perspective regarding the use of composite endpoints and the utility patients put on possible unfavourable outcomes of treatment. While it is common practice in clinical trials to weigh individual adverse outcomes of medical treatment equally, a vast majority of patients considers this approach as invalid. Our study shows that patients place greater emphasis on avoiding "hard" cardiovascular events (*death, major MI, major stroke*) than "soft" events, such as *redo revascularization* (both PCI and CABG), *minor stroke, minor MI* and *recurrence of angina pectoris*. In addition, more than half of the patients stated that the avoidance of a *major stroke* is more important than the avoidance of *death*, suggesting that patients fear a loss of their mobility and independence most of all. Our results corroborate the findings of Ahmad et al<sup>26</sup> and Stolker et al<sup>21</sup> who described that patients considered disabling stroke worse than death. In addition, patients place greater emphasis on avoiding a *redo CABG surgery*, as compared to a *redo PCI procedure*, and do assign different weights to CE according to severity (major/minor event). These results are interesting as most current ongoing RCTs do not categorize their clinical outcomes according to event severity or type of *redo revascularization procedure* (PCI vs. CABG). In addition, although the ranking of CE was the same for patients of the PCI vs the CABG group, patients of the CABG group placed greater emphasis on the avoidance of a *redo CABG procedure* than PCI patients. One may speculate that knowledge about the full impact of this surgical procedure instigated patients of the CABG group to place greater relative importance on *redo CABG* than patients of the PCI group did.<sup>34,35</sup> The use of composite endpoints to compare competing interventions is only a valid reflection of the relative value of different interventions if each CE is viewed as equally important to patients. The current study and previous research in this field suggest that this is not the case.<sup>11,24</sup> In accordance with previous recommendations, we therefore recommend using "weighted" CE, in which individual CEs are valued relative to one another.<sup>11,20,22,23,25,26,36</sup> Prior efforts to weigh these CE often assumed that patients, doctors and

**TABLE 2** Baseline characteristics of the study population (n = 160)

|                                     | All patients<br>(N = 160) | Revascularization procedure |                        | P-value |
|-------------------------------------|---------------------------|-----------------------------|------------------------|---------|
|                                     |                           | CABG<br>(n = 63, 39.4%)     | PCI<br>(n = 97, 60.6%) |         |
| Sex                                 |                           |                             |                        | .707    |
| Male                                | 120 (75.0)                | 45 (71.4)                   | 75 (77.3)              |         |
| Female                              | 40 (25.0)                 | 18 (28.6)                   | 22 (22.7)              |         |
| Age, yr                             | 67 (11.3)                 | 68 (9.5)                    | 66 (12.2)              | .300    |
| Younger age category<br>(≤60 yr)    | 45 (28.1)                 | 13 (20.6)                   | 32 (33.0)              |         |
| Middle age category<br>(61 ≤ 70 yr) | 53 (33.1)                 | 22 (34.9)                   | 31 (32.0)              |         |
| High age category (70+<br>yr)       | 62 (38.8)                 | 28 (44.4)                   | 34 (35.1)              |         |
| Highest level of education          |                           |                             |                        | .144    |
| Low education                       | 84 (52.5)                 | 29 (46.0)                   | 55 (56.7)              |         |
| Middle education                    | 36 (22.5)                 | 13 (20.6)                   | 23 (23.7)              |         |
| High education                      | 40 (25.0)                 | 21 (33.3)                   | 19 (19.6)              |         |
| Risk factors                        |                           |                             |                        |         |
| Hypertension                        | 76 (47.5)                 | 33 (52.4)                   | 43 (44.3)              | .319    |
| Hypercholesterolaemia               | 61 (38.1)                 | 27 (42.9)                   | 34 (35.1)              | .986    |
| Current smoker                      | 36 (22.5)                 | 14 (22.2)                   | 22 (22.7)              | .946    |
| COPD                                | 21 (13.1)                 | 9 (14.3)                    | 12 (12.4)              | .726    |
| Diabetes mellitus (any)             | 42 (26.3)                 | 24 (38.1)                   | 18 (18.6)              | .006    |
| Family history of CAD               | 39 (24.4)                 | 13 (20.6)                   | 26 (26.8)              | .375    |
| Previous MI                         | 86 (53.8)                 | 32 (50.8)                   | 54 (55.7)              | .546    |
| Previous stroke                     | 21 (13.1)                 | 9 (14.3)                    | 12 (12.4)              | .726    |
| Previous PCI <sup>a</sup>           | 45 (28.1)                 | 10 (15.9)                   | 35 (36.1)              | .005*   |
| Previous CABG <sup>a</sup>          | 9 (5.6)                   | 2 (3.2)                     | 7 (7.2)                | .278    |

Data are n (%) or mean ± SD.

CABG, coronary artery bypass grafting; CAD, coronary artery disease; COPD, chronic obstructive pulmonary disease; MI, myocardial infarction; PCI, percutaneous coronary intervention.

<sup>a</sup>5 patients have had previous CABG and previous PCI.

other experts would assign similar values to individual CEs; however, the study of Stolker et al.<sup>21</sup> showed that this is not the case. Where patients were most concerned about reducing MI or stroke, clinical trials placed greater emphasis on avoiding death.<sup>21</sup> Consequently, we advise an alternative method that in concept is similar to the “weighted effect measure” methodology as stated by Armstrong et al.<sup>20</sup> In that methodology, the authors allocated weights that reflect the relative severity of individual CEs to patients; and the weights were determined through a clinician-investigator Delphi panel.<sup>20</sup> However, instead of experts assigning weights to CE, we suggest incorporating patient preferences in the evaluation of CEs. In addition, it is important to reach agreement on which method is most appropriate to measure patient preferences for adverse outcomes of treatment, such that normalized “importance weights” can be determined, and applied to raw trial data. Meanwhile, existing clinical trial data should be carefully interpreted, as these “non-weighted” data could be misleading.

#### 4.1 | Strengths and limitations

This study has both strengths and limitations. To the best of our knowledge, this is one of the first studies that quantified the differences patients attributed to each CE using a choice-based method and to study whether or not patients agree with the scientific practice to combine multiple CE into one composite endpoint. The quantitative nature of this prospective, observational cohort study enables us to obtain insights into the distribution of preferences and the possible differences in these preferences between subgroups of patients. In addition, CE in this study are categorized according to severity and type of procedure (ie major/minor MI or stroke, and redo PCI/CABG). The present study has some limitations. First, we cannot exclude that the results of this single-centre study might be influenced by local clinical, geographical and socioeconomic factors, which limits generalization of the findings. Second, we cannot exclude that the views and priorities of patients, their physician and their family members, and their prior

**TABLE 3** Patient perspectives regarding the 4 statements (n = 160)

| Statement                                   | No. of patients | % of patients |
|---|-----------------|---------------|
| Death vs major stroke                       | N = 160         | 100.0         |
| Both complications are equally unfavourable | 42              | 26.3          |
| Avoidance of death is more important        | 26              | 16.3          |
| Avoidance of major stroke is more important | 85              | 53.3          |
| Do not know                                 | 7               | 4.4           |
| Death vs major MI                           | N = 160         | 100.0         |
| Both complications are equally unfavourable | 31              | 19.4          |
| Avoidance of death is more important        | 94              | 58.8          |
| Avoidance of major MI is more important     | 26              | 16.3          |
| Do not know                                 | 9               | 5.6           |
| Death vs redo CABG                          | N = 160         | 100.0         |
| Both complications are equally unfavourable | 21              | 13.1          |
| Avoidance of death is more important        | 126             | 78.8          |
| Avoidance of redo CABG is more important    | 6               | 3.8           |
| Do not know                                 | 7               | 4.4           |
| Major stroke vs major MI                    | N = 160         | 100.0         |
| Both complications are equally unfavourable | 38              | 23.8          |
| Avoidance of major stroke is more important | 104             | 65.0          |
| Avoidance of major MI is more important     | 10              | 6.3           |

(treatment) experiences may have driven preferences in this context. For instance, the obtained stated preferences reflect patients who had just undergone PCI or CABG. It might be that post-interventional preferences differ from preferences before the intervention, as patients may be influenced by the new experience. A prior study by Kipp et al.<sup>24</sup> among patients with established CAD or who are at high risk for CAD, however, demonstrated that patient history of PCI and CABG did not influence their choice of mv-PCI or CABG across hypothetical risk scenarios. The preferences of patients who previously had both PCI and CABG were similar to those with no history of these procedures (OR = 1.02, 95% CI: 0.28, 3.73).<sup>24</sup> Third, higher educated patients place greater emphasis on avoiding minor MI and less emphasis on avoiding a major stroke compared with the overall study population. Prior studies have shown that patient preferences can be influenced by the wording of attributes, or by health literacy and educational level.<sup>37</sup> Whether differences in these preferences are actually due to varying preferences, our somewhat broad brush CE descriptions, or might be better explained by varying levels of understanding the true ramifications of the different health outcomes should be further investigated.

## 5 | CONCLUSIONS

The majority of patients in the PRECORE study indicated that they do not agree with the common practice of weighing clinical endpoints equally. Patients considered “hard” cardiovascular events significantly more unfavourable than “soft” events. One of 2 patients stated to be more worried about permanent stroke causing disability than death, suggesting that many patients fear a loss of mobility and independence above death. The findings of this study demonstrate that the current practice of most clinical trials does not reflect

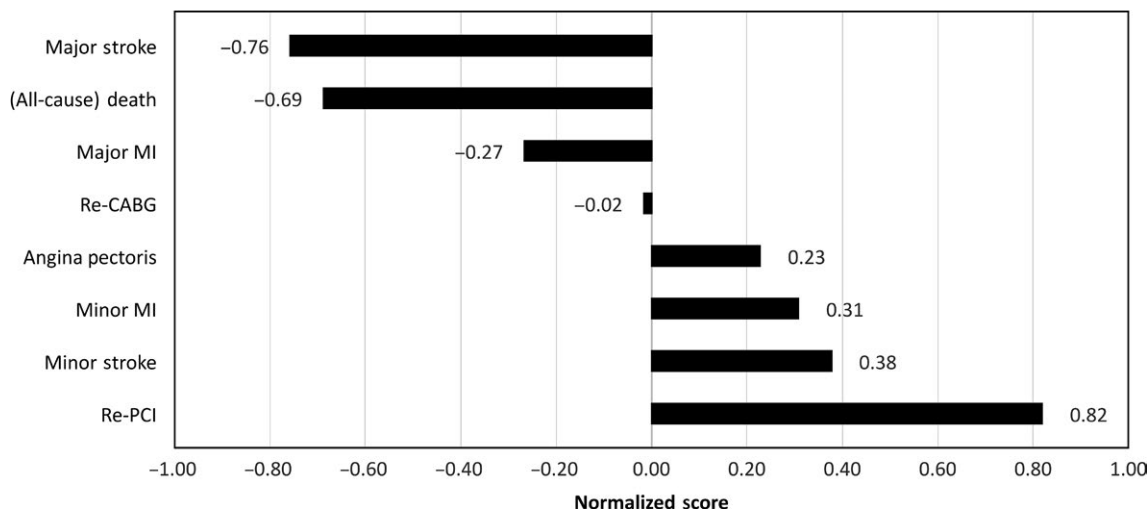
**TABLE 4** Estimate of subjective priority scores for attributes and rank order variations using the count analysis method (n = 147)

| Attribute         | Overall patient population (n = 147) |             |      |                  | Patient subgroups |                       |                      |                                |
|-------------------|--------------------------------------|-------------|------|------------------|-------------------|-----------------------|----------------------|--------------------------------|
|                   | No. of times chosen                  |             |      | Normalized score | Rank              | Rank order variations |                      |                                |
|                   | Total best                           | Total worst | B-W  |                  |                   | Education_High (n=36) | Gender_female (n=29) | Age_High (>70 years old, n=57) |
| Re-PCI            | 364                                  | 2           | 362  | 0.82             | 1                 | 1                     | 1                    | 1                              |
| Minor stroke      | 173                                  | 4           | 169  | 0.38             | 2                 | 2 <sup>a</sup>        | 2                    | 2                              |
| Minor MI          | 143                                  | 8           | 135  | 0.31             | 3                 | 4                     | 4                    | 4                              |
| Angina pectoris   | 118                                  | 17          | 101  | 0.23             | 4                 | 2 <sup>a</sup>        | 3                    | 3                              |
| Re-CABG           | 74                                   | 81          | -7   | -0.02            | 5                 | 5                     | 5                    | 5                              |
| Major MI          | 3                                    | 122         | -119 | -0.27            | 6                 | 6                     | 6                    | 6                              |
| (all-cause) Death | 4                                    | 309         | -305 | -0.69            | 7                 | 8                     | 7                    | 7                              |
| Major stroke      | 3                                    | 339         | -336 | -0.76            | 8                 | 7                     | 8                    | 8                              |

MI, myocardial infarction; re-CABG, redo coronary artery bypass grafting within a year post-intervention; Re-PCI, redo percutaneous coronary intervention within a year post-intervention.

Note: <sup>a</sup>Attributes with the same rank order have equal B-W Counts.





**FIGURE 1** Standardized “best-worst” scores for the 8 potential outcomes of revascularization. A total of 147 patients participated, each of whom chose best and worst attributes from 6 sets of 4 attributes each (4248 total choices). Standardized scores range from  $-1.0$  to  $1.0$ , where higher (positive) values indicate that a given attribute was chosen more often as best than worst, and were more likely to be preferred relative to the other attributes. A score of “0” means that an attribute was selected as best or worst an equal number of times.<sup>15</sup> MI, myocardial infarction; re-CABG, redo coronary artery bypass grafting within a year post-intervention; Re-PCI, redo percutaneous coronary intervention within a year post-intervention

patients' preference and encourage a shift in thinking that may lead to importance weight-adjusted composite endpoints for clinical trials.

#### CONFLICT OF INTEREST

All authors have completed the ICMJE uniform disclosure form at [www.icmje.org/coi\\_disclosure.pdf](http://www.icmje.org/coi_disclosure.pdf) and declare: CvB reported institutional research grants provided by Biotronik, Boston Scientific and Medtronic. All other authors declared that they have no conflict of interest.

#### AUTHOR CONTRIBUTIONS

CvB, MK, JvT and MW conceptualized the original study proposal. All authors contributed substantially to the design of the work; the acquisition, analysis and interpretation of data for the work; and the drafting the work or revising the manuscript critically for important intellectual content. MV searched the literature, collected the data, analysed the data and wrote the first draft of the manuscript. MW provided statistical expertise. As principal investigator, MV had full access to all of the data in the study, and takes responsibility for the integrity of the data and the accuracy of the data analysis. She is the guarantor.

#### ETHICAL APPROVAL

The PRECORE study received approval from a medical ethical committee, and participants gave written informed consent.

#### DATA SHARING STATEMENT

No additional data available.

#### TRANSPARENCY STATEMENT

The lead author affirms that the manuscript is an honest, accurate and transparent account of the study being reported; that no important aspects of the study have been omitted; and that any discrepancies from the study as planned have been explained. This is an open-access article distributed in accordance with the Creative Commons Attribution NonCommercial (CC BY-NC 4.0) licence, which permits others to distribute, remix, adapt, build upon this work non-commercially, and license their derivative works on different terms, provided the original work is properly cited and the use is non-commercial. See: <http://creativecommons.org/licenses/by-nc/4.0/>.

#### LICENCE TO PUBLICATION

I [C. von Birgelen, MD PhD] The Corresponding Author of this article contained within the original manuscript which includes any diagrams & photographs within and any related or stand alone film submitted (the Contribution”) has the right to grant on behalf of all authors and does grant on behalf of all authors, a licence to the BMJ Publishing Group Ltd and its licencees, to permit this Contribution (if accepted) to be published in the BMJ and any other BMJ Group products and to exploit all subsidiary rights, as set out in our licence set out at: <http://www.bmj.com/about-bmj/resources-authors/forms-policies-and-checklists/copyright-open-access-and-permission-reuse>.

#### ORCID

Melissa C.W. Vaanholt  <http://orcid.org/0000-0002-5139-8501>

Clemens Birgelen  <http://orcid.org/0000-0002-5128-2832>

## REFERENCES

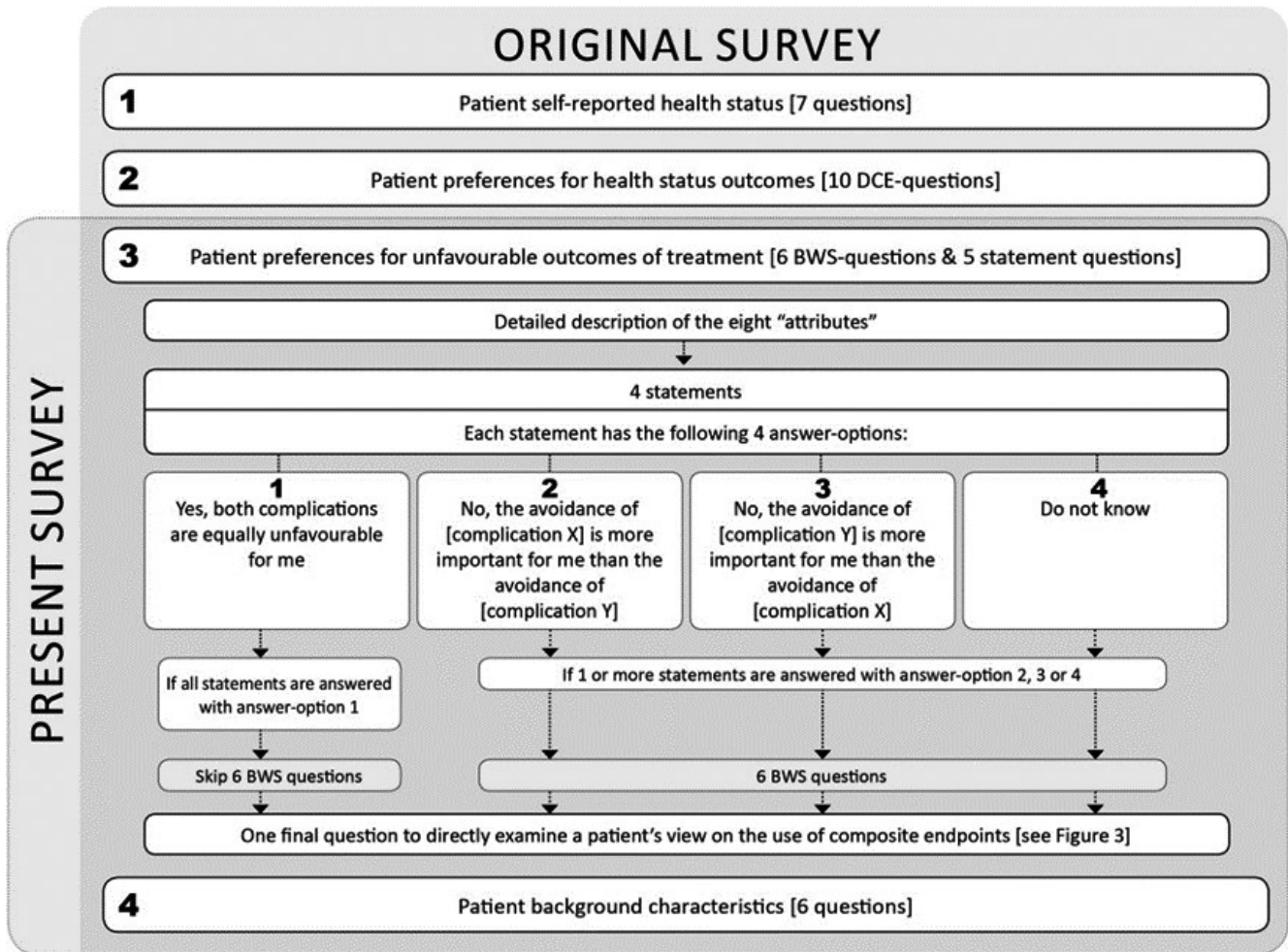
1. von Birgelen C, Basalus MW, Tandjung K, et al. A randomized controlled trial in second-generation zotarolimus-eluting Resolute stents versus everolimus-eluting Xience V stents in real-world patients: the TWENTE trial. *J Am Coll Cardiol*. 2012;59:1350-1361.
2. von Birgelen C, Sen H, Lam MK, et al. Third-generation zotarolimus-eluting and everolimus-eluting stents in all-comer patients requiring a percutaneous coronary intervention (DUTCH PEERS): a randomised, single-blind, multicentre, non-inferiority trial. *Lancet*. 2014;383:413-423.
3. Freemantle N, Calvert M, Wood J, Eastaugh J, Griffin C. Composite outcomes in randomized trials: greater precision but with greater uncertainty? *JAMA*. 2003;289:2554-2559.
4. Lim E, Brown A, Helmy A, Mussa S, Altman DG. Composite outcomes in cardiovascular research: a survey of randomized trials. *Ann Intern Med*. 2008;149:612-617.
5. Neaton JD, Gray G, Zuckerman BD, Konstam MA. Key issues in end point selection for heart failure trials: composite end points. *J Card Fail*. 2005;11:567-575.
6. Loscalzo J. Clinical trials in cardiovascular medicine in an era of marginal benefit, bias, and hyperbole. *Circulation*. 2005;112:3026-3029.
7. Rauch G, Rauch B, Schüler S, Kieser M. Opportunities and challenges of clinical trials in cardiology using composite primary end points. *World J Cardiol*. 2015;7:1.
8. Lauer MS, Topol EJ. Clinical trials—multiple treatments, multiple end points, and multiple lessons. *JAMA*. 2003;289:2575-2577.
9. Detsky AS. Using economic analysis to determine the resource consequences of choices made in planning clinical trials. *J Chronic Dis*. 1985;38:753-765.
10. Kent DM, Trikalinos TA. Therapeutic innovations, diminishing returns, and control rate preservation. *JAMA*. 2009;302:2254-2256.
11. Ferreira-González I, Permyer-Miralda G, Domingo-Salvany A, et al. Problems with use of composite end points in cardiovascular trials: systematic review of randomised controlled trials. *BMJ*. 2007;334:786.
12. Benjamin DK, Hirschfeld S, Cunningham CK, McKinney RE. Growth as a part of the composite endpoint in paediatric antiretroviral clinical trials. *J Antimicrob Chemother*. 2004;54:701-703.
13. Borm GF, Teerenstra S, Zielhuis GA. Objective and perspective determine the choice of composite endpoint. *J Clin Epidemiol*. 2008;61:99-101.
14. Carneiro A. Composite outcomes in clinical trials: uses and problems. *Revista Portuguesa de Cardiologia: Orgao Oficial da Sociedade Portuguesa de Cardiologia [Portuguese Journal of Cardiology: An official journal of the Portuguese Society of Cardiology]*. 2003;22:1253-1263.
15. Chen EH, Sites F, Shofer FS, Hollander JE. Defining the outcomes of risk stratification studies of ED patients with chest pain: the marginal value of adding revascularization to the composite end point. *Am J Emerg Med* 2005;23:848-851.
16. Onderzoek CCM. Central Committee on Research Involving Human Subjects. *Wet Medische-Wetenschappelijk Onderzoek met mensen (WMO)[Act Scientific Research Involving Human Subjects]*. Den Haag: CCMO, 2007.
17. Johnson FR, Lancsar E, Marshall D, et al. Constructing experimental designs for discrete-choice experiments: report of the ISPOR conjoint analysis experimental design good research practices task force. *Value Health*. 2013;16:3-13.
18. de Bekker-Grob EW, Donkers B, Jonker MF, Stolk EA. Sample size requirements for discrete-choice experiments in healthcare: a practical guide. *Patient*. 2015;8:373-384.
19. Schmitz, LPT/ C. *LimeSurvey: An Open Source Survey Tool*. Hamburg: LimeSurvey Project, 2015. Available at: <http://www.limesurvey.org>. Accessed June 1, 2017.
20. Armstrong PW, Westerhout CM, Van de Werf F, et al. Refining clinical trial composite outcomes: an application to the Assessment of the Safety and Efficacy of a New Thrombolytic-3 (ASSENT-3) trial. *Am Heart J*. 2011;161:848-854.
21. Stolker JM, Spertus JA, Cohen DJ, et al. Re-thinking composite endpoints in clinical trials: insights from patients and trialists. *Circulation* 2014;130:1254-1261.
22. Wilson RF, Berger AK. Are all end points created equal?: The case for weighting. *J Am Coll Cardiol*, 2011;57:546-548.
23. Stafinski T, Menon D, Nardelli A, et al. Incorporating patient preferences into clinical trial design: results of the opinions of patients on treatment implications of new studies (OPTIONS) project. *Am Heart J*. 2015;169:122-131.e22.
24. Kipp R, Lehman J, Israel J, Edwards N, Becker T, Raval AN. Patient preferences for coronary artery bypass graft surgery or percutaneous intervention in multivessel coronary artery disease. *Catheter Cardiovasc Interv*. 2013;82:212-218.
25. Tong BC, Huber JC, Ascheim DD, et al. Weighting composite end points in clinical trials: essential evidence for the heart team. *Ann Thorac Surg*. 2012;94:1908-1913.
26. Ahmad Y, Nijjer S, Cook CM, et al. A new method of applying randomised control study data to the individual patient: a novel quantitative patient-centred approach to interpreting composite end points. *Int J Cardiol*. 2015;195:216-224.
27. Louviere JJ, Flynn TN, Marley A. *Best-Worst Scaling: Theory, Methods and Applications*. Cambridge, UK: Cambridge University Press, 2015.
28. Flynn TN, Louviere JJ, Peters TJ, Coast J. Best-worst scaling: what it can do for health care research and how to do it. *J Health Econ*. 2007;26:171-189.
29. Thurstone LL. A law of comparative judgment. *Psychol Rev*. 1927;34:273.
30. McFadden D. Conditional logit analysis of qualitative choice behavior. In: Zarembka P, ed. *Frontiers in Econometrics*. New York: Academic Press; 1973.
31. Soutar G, Sweeney J, McColl-Kennedy J. Best-worst scaling: an alternative to ratings data. In: Louviere J, Flynn T, Marley T, eds. *Best-Worst Scaling: Theory, Methods and Application*. Cambridge, UK: Cambridge University Press; 2015:177-187.
32. Gallego G, Bridges JF, Flynn T, Blauvelt BM, Niessen LW. Using best-worst scaling in horizon scanning for hepatocellular carcinoma technologies. *Int J Technol Assess Health Care*. 2012;28:339-346.
33. Finn A, Louviere JJ. Determining the appropriate response to evidence of public concern: the case of food safety. *J Public Policy Mark* 1992;11:12-25.
34. De Wit GA, Busschbach JJ, De Charro FT. Sensitivity and perspective in the valuation of health status: whose values count? *Health Econ*. 2000;9:109-126.
35. Ubel PA, Loewenstein G, Jepson C. Whose quality of life? A commentary exploring discrepancies between health state evaluations of patients and the general public. *Qual Life Res*. 2003;12:599-607.
36. Montori VM, Brito JP, Murad MH. The optimal practice of evidence-based medicine: incorporating patient preferences in practice guidelines. *JAMA*. 2013;310:2503-2504.
37. Veldwijk J, van der Heide I, Rademakers J, et al. Preferences for vaccination: does health literacy make a difference? *Med Decis Making*. 2015;35:948-958.

**How to cite this article:** Vaanholt MCW, Kok MM, von Birgelen C, Weernink MGM, van Til JA. Are component endpoints equal? A preference study into the practice of composite endpoints in clinical trials. *Health Expect*. 2018;21:1046-1055. <https://doi.org/10.1111/hex.12798>



APPENDIX 1

Presents the experimental set up of this study.



APPENDIX 2

Presents an example of a BWS case 1 choice-question used in this study.

| POSSIBLE COMPLICATIONS               |                                     |
|--------------------------------------|-------------------------------------|
| ☺<br>Least unfavourable complication | ☹<br>Most unfavourable complication |
| <input type="checkbox"/>             | <input type="checkbox"/>            |
| <input type="checkbox"/>             | <input type="checkbox"/>            |
| <input type="checkbox"/>             | <input type="checkbox"/>            |
| <input type="checkbox"/>             | <input type="checkbox"/>            |

- Recurrent symptoms of angina
- Minor stroke with recovery in 24 hours
- Repeat CABG within a year post - intervention
- Major stroke causing permanent disability

## APPENDIX 3

Presents the question asked to directly examine a patient's view on the use of composite endpoints in clinical trials.

When clinical researchers want to compare two medical interventions for heart diseases with each other, they state that *a medical intervention in which 1 in 100 patients dies within 24h is as good* as a medical intervention where 1 in 100 patients experiences recurrent angina within one year post-intervention.

Do you think it is right that clinical researchers weigh both complications equally to measure how effective a treatment is, or should one of the two complications outweigh the other?

- Yes**, I think it is right that both complications are weighted equally.
- No**, I think that one of the two complications should weigh heavier than the other complication
- Do not know**.