

# SCIENTIFIC REPORTS



OPEN

## Corrigendum: White-nose syndrome without borders: *Pseudogymnoascus destructans* infection tolerated in Europe and Palearctic Asia but not in North America

Jan Zukal, Hana Bandouchova, Jiri Brichta, Adela Cmokova, Kamil S. Jaron, Miroslav Kolarik, Veronika Kovacova, Alena Kubátová, Alena Nováková, Oleg Orlov, Jiri Pikula, Primož Presetnik, Jurĝis Šuba, Alexandra Zahradníková Jr. & Natálie Martínková

*Scientific Reports* 6:19829; doi: 10.1038/srep19829; published online 29 January 2016; updated on 20 May 2016

This Article contains typographical errors.

In the Results section under subheading ‘Quantitative comparison of WNS on bats’,

“The fungal load on qPCR-positive bats ranged from 0.21 pg to 3.41  $\mu\text{g}$  across the surface of the left wing (Supplementary Fig. S1, see Table 1 for sample sizes)”.

should read:

“The fungal load on qPCR-positive bats ranged from 0.21 fg to 3.41 ng across the surface of the left wing (Supplementary Fig. S1, see Table 1 for sample sizes)”.

“The fungal load from UV-negative individuals (median =  $3.78 \times 10^{-5} \mu\text{g}$ ) overlapped that from UV-positive individuals (median =  $7.46 \times 10^{-4} \mu\text{g}$ ; Fig. 8)”.

should read:

“The fungal load from UV-negative individuals (median =  $3.78 \times 10^{-5} \text{ng}$ ) overlapped that from UV-positive individuals (median =  $7.46 \times 10^{-4} \text{ng}$ ; Fig. 8)”.

In the upper panel of Figure 4, the y-axis ‘Fungal load per  $\text{cm}^2$  ( $\log_{10}(\text{ng})$ )’ was incorrectly given as ‘Fungal load per  $\text{cm}^2$  ( $\log_{10}(\mu\text{g})$ )’

In the upper panel of Figure 5, the y-axis ‘*P. destructans* load per  $\text{cm}^2$  ( $\log_{10}(\text{ng})$ )’ was incorrectly given as ‘*P. destructans* load per  $\text{cm}^2$  ( $\log_{10}(\mu\text{g})$ )’

In Figure 6, the x-axis ‘*P. destructans* load per  $\text{cm}^2$  ( $\log_{10}(\text{ng})$ )’ was incorrectly given as ‘*P. destructans* load per  $\text{cm}^2$  ( $\log_{10}(\mu\text{g})$ )’

In Figure 8, the x-axis ‘Fungal load per  $\text{cm}^2$  ( $\log_{10}(\text{ng})$ )’ was incorrectly given as ‘Fungal load per  $\text{cm}^2$  ( $\log_{10}(\mu\text{g})$ )’

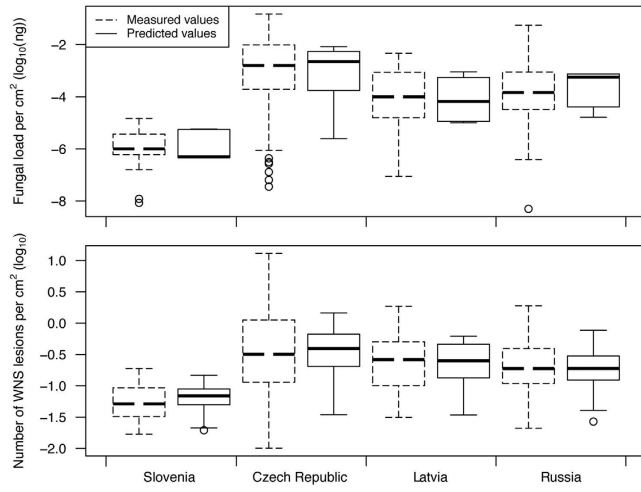
In the legend of Figure 8,

“Bats were identified as positive (grey;  $n = 255$ ) and negative (orange;  $n = 151$ ) using UV trans-illumination”.

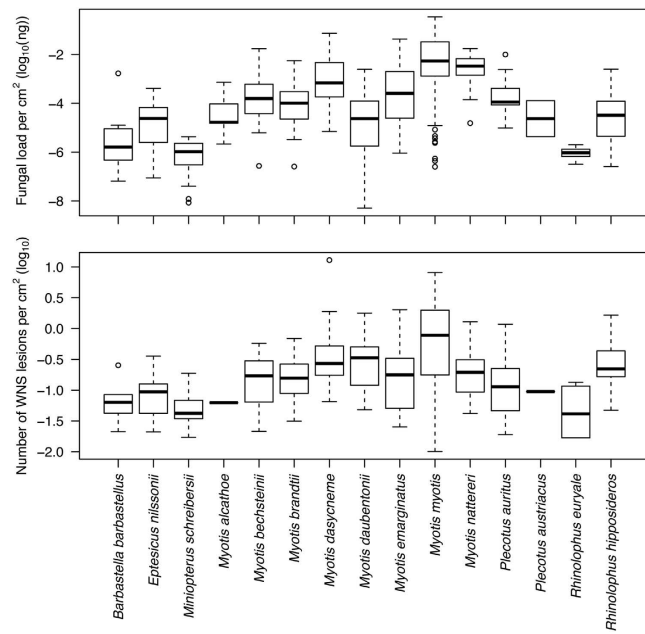
should read:

“Bats were identified as positive (orange;  $n = 255$ ) and negative (grey;  $n = 151$ ) using UV trans-illumination”.

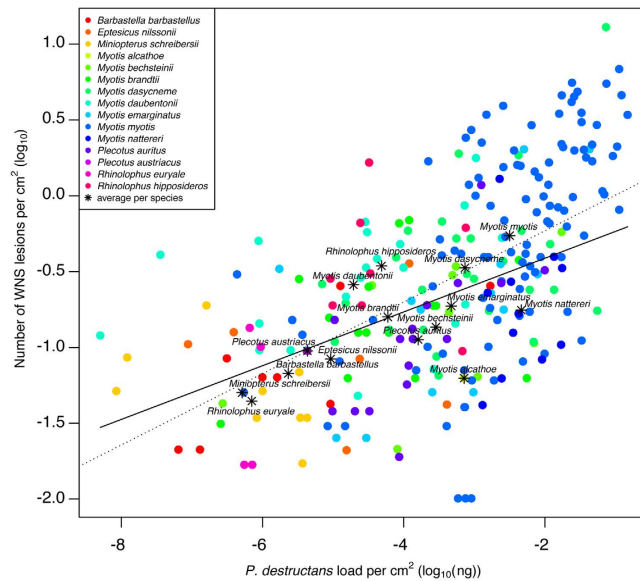
The correct Figures 4, 5, 6 and 8 appear below as Figures 1, 2, 3 and 4 respectively.



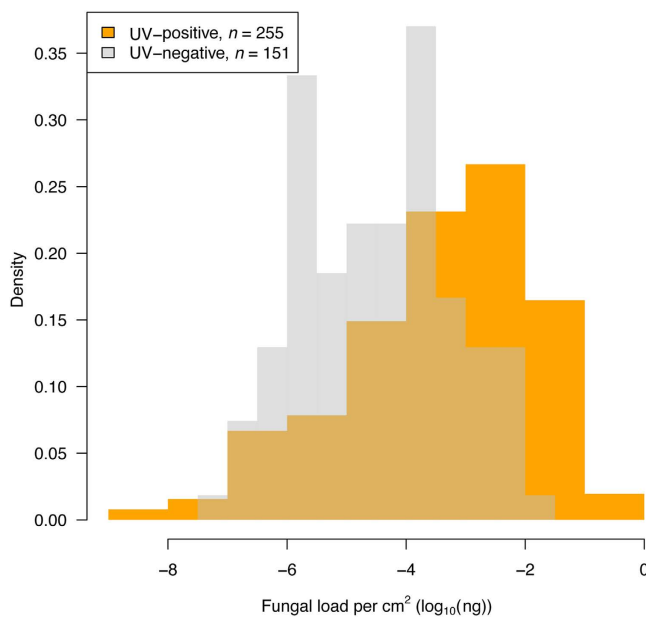
**Figure 1.**



**Figure 2.**



**Figure 3.**



**Figure 4.**



This work is licensed under a Creative Commons Attribution 4.0 International License. The images or other third party material in this article are included in the article's Creative Commons license, unless indicated otherwise in the credit line; if the material is not included under the Creative Commons license, users will need to obtain permission from the license holder to reproduce the material. To view a copy of this license, visit <http://creativecommons.org/licenses/by/4.0/>