

Impact of the SARS-CoV-2 (COVID-19) crisis on surgical training: global survey and a proposed framework for recovery

Research Education INnovation in Surgery (REINS) initiative COVID-19 group

Members of the Research Education INnovation in Surgery (REINS) initiative COVID-19 group are co-authors of this study and are listed under the heading Collaborators

Correspondence to: M. Yiasemidou, University of Hull, Hull, UK and Colorectal Surgery Department Bradford Teaching Hospitals, Duckworth Ln, Bradford, BD9 6R, UK (e-mail: marinayiasemidou@gmail.com)

Abstract

Background: The SARS-CoV-2 pandemic had a profound impact on surgical services, potentially having a detrimental impact on training opportunities. The aim of this global survey was to assess the impact of the COVID-19 crisis on surgical training and to develop a framework for recovery.

Methods: A cross-sectional, web-based survey was conducted. This was designed by a steering committee of medical educationalists and validated by a group of trainees before dissemination.

Results: A total of 608 responses were obtained from 34 countries and 15 specialties. The results demonstrated major disruption in all aspects of training. The impact was greatest for conferences (525 of 608) and hands-on courses (517 of 608), but less for inpatient care-related training (268 of 608). European trainees were significantly more likely to experience direct training disruption than trainees in Asia (odds ratio 0.15) or Australia (OR 0.10) ($\chi^2 = 87.162$, $P < 0.001$). Alternative training resources (webinars, 359 of 608; educational videos, 234 of 608) have emerged, although trainees expressed some dissatisfaction with them. The collective responses generated a four-pillar framework for training recovery that involved: guidance from training stakeholders with the involvement of trainees; prioritization of training, especially the roles of senior surgeons/trainers; provision of access to alternative/new teaching methods; and measures to address trainee anxiety.

Conclusion: Training has been greatly affected by the COVID-19 pandemic. The introduction of new teaching methods and a focus on training after the pandemic are imperative.

Introduction

In December 2019, a novel coronavirus (SARS-CoV-2) was identified in Wuhan, Hubei Province, China. This virus has the capacity to cause severe acute respiratory syndrome^{1,2} and has quickly spread around the world. As a result, a coronavirus SARS-CoV-2 pandemic was declared by the WHO on 11 March³. Within 6 months, nearly 6 million patients have been confirmed worldwide with around 400 000 deaths⁴.

In response to the pandemic, unprecedented measures were introduced to reduce exposure to the virus⁵. Semiurgent and elective surgery, as well as endoscopy, were discontinued in many centres after relevant recommendations from professional bodies^{6–12}. Educational courses^{13,14}, examinations, conferences, and training rotations were cancelled¹⁵.

In an attempt to minimize staff numbers and operating time, many centres restricted surgery to consultants¹⁶. To mitigate the increased levels of postoperative adverse outcomes, several conditions that would have been treated surgically have been managed conservatively^{17–20}, further reducing operative experience. Lack of face-to-face outpatient clinics and

early, safe discharge of patients also had an impact on training¹⁵. The impact of the COVID-19 crisis on surgical education was perhaps offset by the increased use of online resources, such as webinars, videos of operative procedures, and prerecorded lectures¹⁵.

The primary aim of this global survey was to provide intelligence regarding the direct and indirect impact of the pandemic on surgical education and training. The secondary aim was to explore methods that might mitigate negative effects on training, during and after the pandemic.

Methods

The Research Education Innovation in Surgery initiative conducted a cross-sectional, web-based survey to evaluate the impact of the COVID-19 crisis on surgical training. Surgical trainees from all surgical specialties (in formally recognized training posts or otherwise) around the world were invited to complete the questionnaire. After consultation with a UK National Health Service research and development department,

Received: September 30, 2020. Accepted: November 17, 2020

© The Author(s) 2021. Published by Oxford University Press on behalf of BJS Society Ltd.

This is an Open Access article distributed under the terms of the Creative Commons Attribution License (<http://creativecommons.org/licenses/by/4.0/>), which permits unrestricted reuse, distribution, and reproduction in any medium, provided the original work is properly cited.

the authors were advised that research ethics approval was not required.

Survey content and development

The first draft of the questionnaire was developed by a steering committee of four individuals after review of the relevant literature. The aim was to design a short questionnaire (fewer than 20 questions) that could be completed in less than 10 min. After an initial meeting, 30 questions were proposed, 14 of which were later excluded, as consensus could not be reached. Following feedback from trainees, a final questionnaire including 16 questions was agreed. Survey questions addressed five domains: demographic characteristics, direct impact on training, indirect impact on training, new learning tools introduced during the pandemic, and suggestions/thoughts about the future of training after the pandemic (Table S1).

Data collection

The survey was created on Google® Forms (Google, Mountain View, California, USA) (all areas besides mainland China) and SurveyMonkey® (SurveyMonkey, San Mateo, California, USA) (mainland China). Responses were collected between 23 April and 15 May 2020. Surgical trainees (first-year specialty trainees up to postcompletion for training fellows) working in different surgical specialties from all over the globe were invited to complete the survey via regular Twitter posts. Several surgical and research societies engaged and retweeted to their followers. The survey was disseminated in English, Spanish, Chinese, and French.

The results of the study were extracted automatically to an Excel™ spreadsheet (Microsoft, Redmond, Washington, USA) from Google® Forms. The results from SurveyMonkey® were added to the same spreadsheet after being translated into English. The results were accessible to the steering group.

Data synthesis and analysis

Data from the multiple-choice questions were analysed to produce descriptive statistics. Microsoft Excel™ software was used for data analysis. A world heat map was produced using an Excel™ add-on template (IndZara)²¹. Where responses were provided in free-text form, thematic synthesis of the results was undertaken by two of the authors. A logistic regression model with co-variable adjustment for Training grade and sex was used for comparison between continents, using the open-source graphical software JASP (<http://www.jasp-stats.org>).

Results

A total of 608 participants responded, from 34 countries and 15 specialties. The majority were from the UK, Australia, and Spain (Table 1); eight did not specify a country (non-UK/not specified). Among respondents, 202 of 608 (62.3 per cent) were men; one-third (202) were general surgery trainees, followed by trainees in urology (163, 26.6 per cent), trauma and orthopaedics (67, 11.0 per cent), and oral and maxillofacial surgery (43, 7.1 per cent). Most respondents (410, 67.4 per cent) had been working in their specialty for 3 years or more.

Table 1 Demographics of respondents

	No. of respondents (n = 608)
Gender	
M	379 (62.3)
F	227 (37.3)
Other	2 (0.3)
Country	
UK	337 (55.4)
Australia	48 (7.9)
Spain	39 (6.4)
China	29 (4.8)
India	28 (4.6)
Belgium	24 (3.9)
Hong Kong	24 (3.9)
Greece	14 (2.3)
Other	65 (10.7)
Specialty	
General surgery	202 (33.2)
Urology	163 (26.8)
Trauma and orthopaedics	67 (11.0)
Oral maxillofacial surgery	43 (7.1)
Vascular surgery	29 (4.8)
Obstetrics and gynaecology	22 (3.6)
Ear nose and throat surgery	18 (3.0)
Plastic surgery	13 (2.1)
Other	51 (8.4)
Surgical experience (years)	
< 3	198 (32.6)
≥ 3	410 (67.4)

Values in parentheses are percentages.

Disruption of training: direct effect

The majority of respondents reported significant disruption or complete discontinuation of all aspects of surgical training (Fig. 1). Particularly affected were attendance at conferences (525 of 608, 86.3 per cent) and hands-on courses such as simulation (517 of 608, 85.0 per cent). Outpatient clinic training (462 of 608, 76.0 per cent), operative experience (483 of 608, 79.4 per cent), endoscopy/cystoscopy (379 of 608, 62.3 per cent), regional teaching (428 of 608, 70.4 per cent), and training relating to inpatient care (268 of 608, 44.1 per cent) were also greatly affected.

Training in the operating theatre appeared to be less compromised in Australasia. Where the response was 'affected to a great extent' or 'no training at all', 22 of 48 trainees (46 per cent) said this was the case in Australia and 56 of 100 (56.0 per cent) in Asia, compared with 384 of 432 (88.9 per cent) in Europe (Fig. 2). As North America (6 respondents), South America (6), and Africa (8) were under-represented, no accurate conclusion could be reached for these continents. European trainees were significantly more likely to experience direct training disruption due to COVID-19 than trainees in Asia (odds ratio 0.15) or Australia (OR 0.10) ($\chi^2 = 87.162$, $P < 0.001$).

Disruption of training: indirect effect

The most common indirect consequence reported by trainees (54 of 202, 26.7 per cent) was interruption to career progression (Fig. 3a). Cited reasons included: discontinuation of rotation, examination cancellation, and modification of the recruitment process (no face-to-face interviews owing to social distancing rules). Trainees undertaking higher degrees had to return to clinical duties, halting their academic progress. Providing emergency care related to COVID-19 deprived trainees of the few ongoing elective activities (43 of 202, 21.3 per cent), and redeployment to

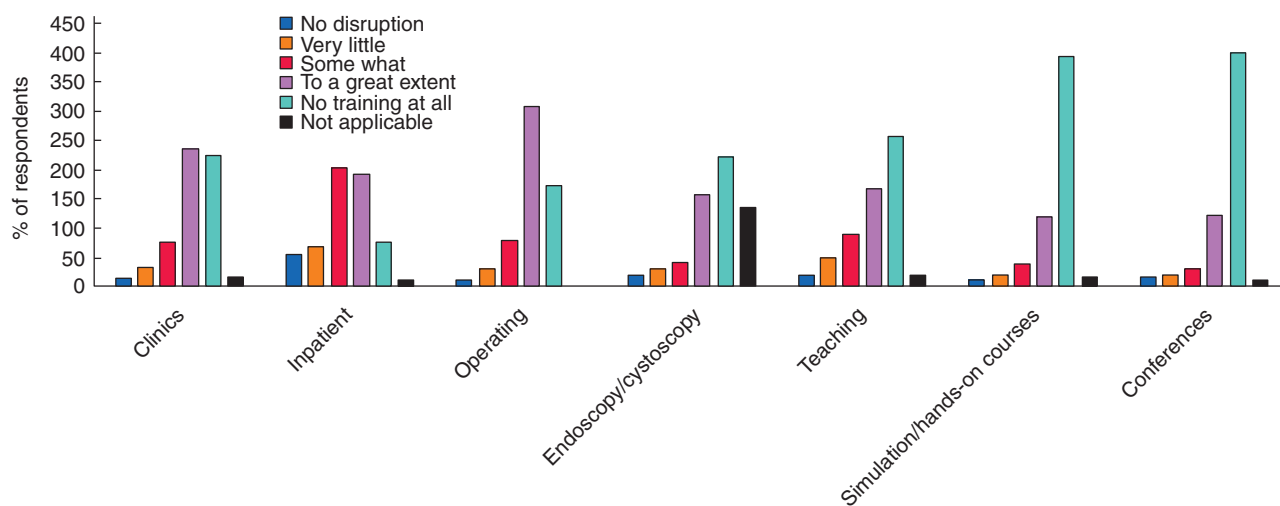


Fig. 1 Impact of COVID-19 pandemic on aspects of surgical training

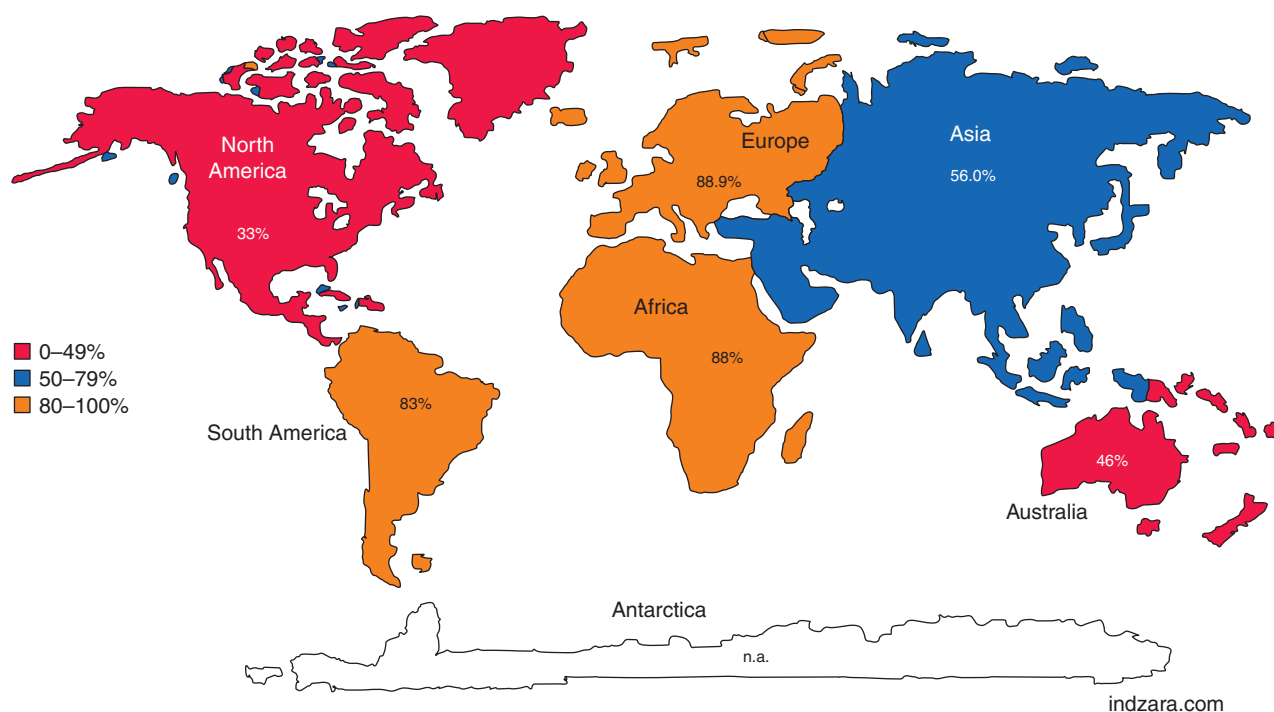


Fig. 2 Percentage of respondents reporting a high impact of COVID-19 pandemic on operating room training by continent

n.a., Not available.

other specialties or change of work duties within the same specialties disrupted clinical team coherence leading to fewer opportunities for mentoring by senior surgeons (34 of 202, 16.8 per cent) or case-based discussions (31 of 202, 15.3 per cent).

Research and audit activities were reported as no longer a priority by a small number of trainees (15 of 202, 7.4 per cent) (Fig. 3a). A reduction in emergency admissions reduced exposure and training opportunities in acute surgical management (10 of 202, 5.0 per cent). Several centres applied a policy of minimal staff in theatre, in an attempt to minimize the exposure of healthcare staff to aerosol-producing procedures, such as intubation and pneumoperitoneum. This restricted theatre access for trainees, further limiting training opportunities (8 of 202, 4.0 per cent).

Redeployment was reported by 193 of 608 respondents (31.7 per cent) (Fig. 3b). The most common destinations of redeployment were the medical/respiratory wards (treating patients with COVID-19) (34 of 193, 17.6 per cent), intensive care (26 of 193, 13.5 per cent), and the emergency department (16 of 193, 8.3 per cent). Trainees acquired new skills during redeployment, including management of critically ill patients (COVID-19), and technical skills such as central venous and arterial line insertions.

Factors affecting provision of training during pandemic

Lack of guidance from local or national training authorities was identified as having a negative impact on training during the pandemic by 139 of 373 respondents (37.3 per cent) (Fig. 4a).

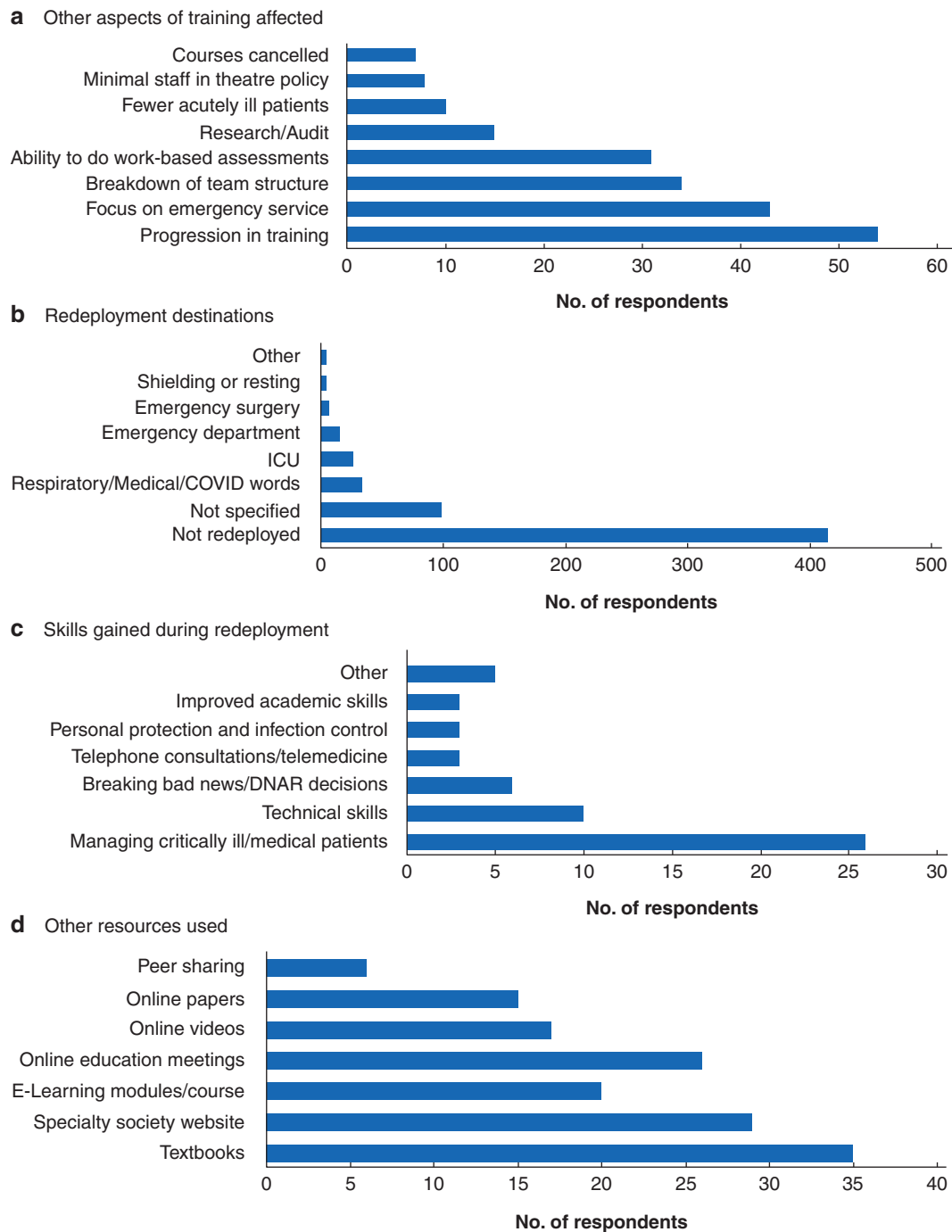


Fig. 3 Indirect effect of COVID-19 pandemic training

a Other aspects of training affected, **b** redeployment destinations, **c** skills gained during redeployment, and **d** other resources used for teaching. DNAR, do not attempt resuscitation.

The reduced elective and emergency caseload and a consultant-only operating policy led to fewer operative training opportunities (69 of 373, 18.5 per cent). Limited access to appropriate equipment was also an issue, including lack of IT equipment, technical troubleshooting with internet connections, and lack of simulators (65 of 373, 17.4 per cent). Other factors included the focus on service provision (38 of 373, 10.2 per cent), and discontinuation of teaching and training because of social distancing (19 of 373, 5.1 per cent). A small number of respondents (15 of 373, 4.0 per cent) felt that there was lack of communication and coordination between training and other authorities; this often resulted in duplication (such as

online sessions on the same topic) or contradictory information being passed on to trainees. Some trainees expressed the opinion that discontinuation of training was sensible and inevitable owing to the effects of the pandemic (16 of 373, 4.3 per cent).

Surgical trainees adjusted rapidly, identifying new educational opportunities including: webinars (359 of 608, 59.0 per cent), online educational videos (234 of 608, 38.5 per cent), virtual reality resources (34 of 608, 5.6 per cent), and online learning quizzes (64 of 608, 10.5 per cent) (Fig. 5a). Other less frequently accessed educational resources included: textbooks, e-books, and e-libraries (35 of 148, 23.6 per cent); updates/guidelines on surgical and

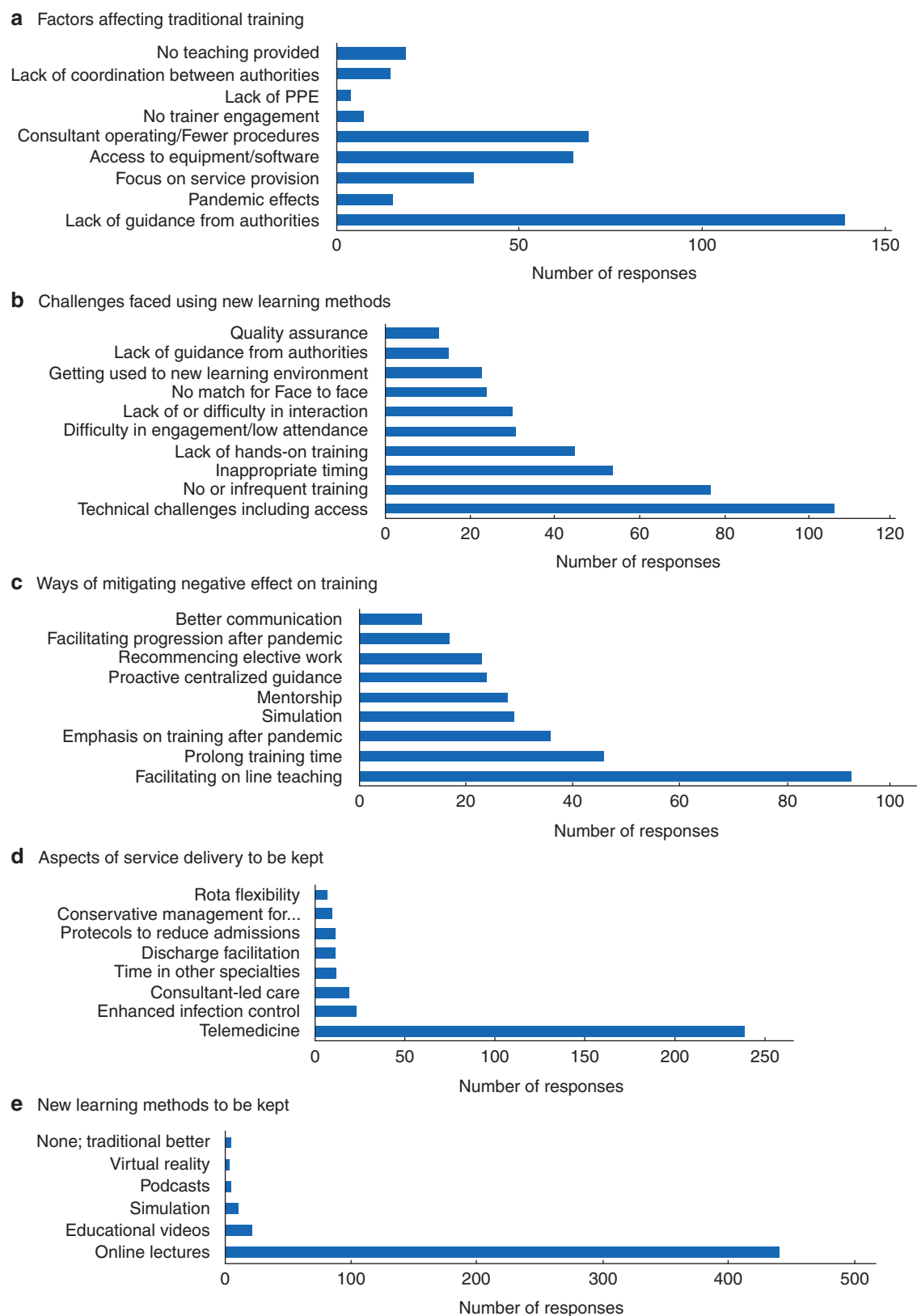


Fig. 4 Factors affecting provision of training and future of surgical training

a Factors affecting traditional training, **b** challenges faced using new learning methods, **c** ways of mitigating negative effect on training, and **d** aspects of service delivery and **e** new learning methods to be kept in place after the pandemic. PPE, personal protective equipment.

other societies' websites (29 of 148, 19.6 per cent); small group, interactive, online teaching sessions (26 of 148, 17.6 per cent); prerecorded teaching sessions (17 of 148, 11.5 per cent); online

papers/journals (15 of 148, 10.1 per cent); and peer sharing, such as online forums and WhatsApp® (WhatsApp, Menlo Park, California, USA) groups (6 of 148, 4.1 per cent) (Fig. 3d).

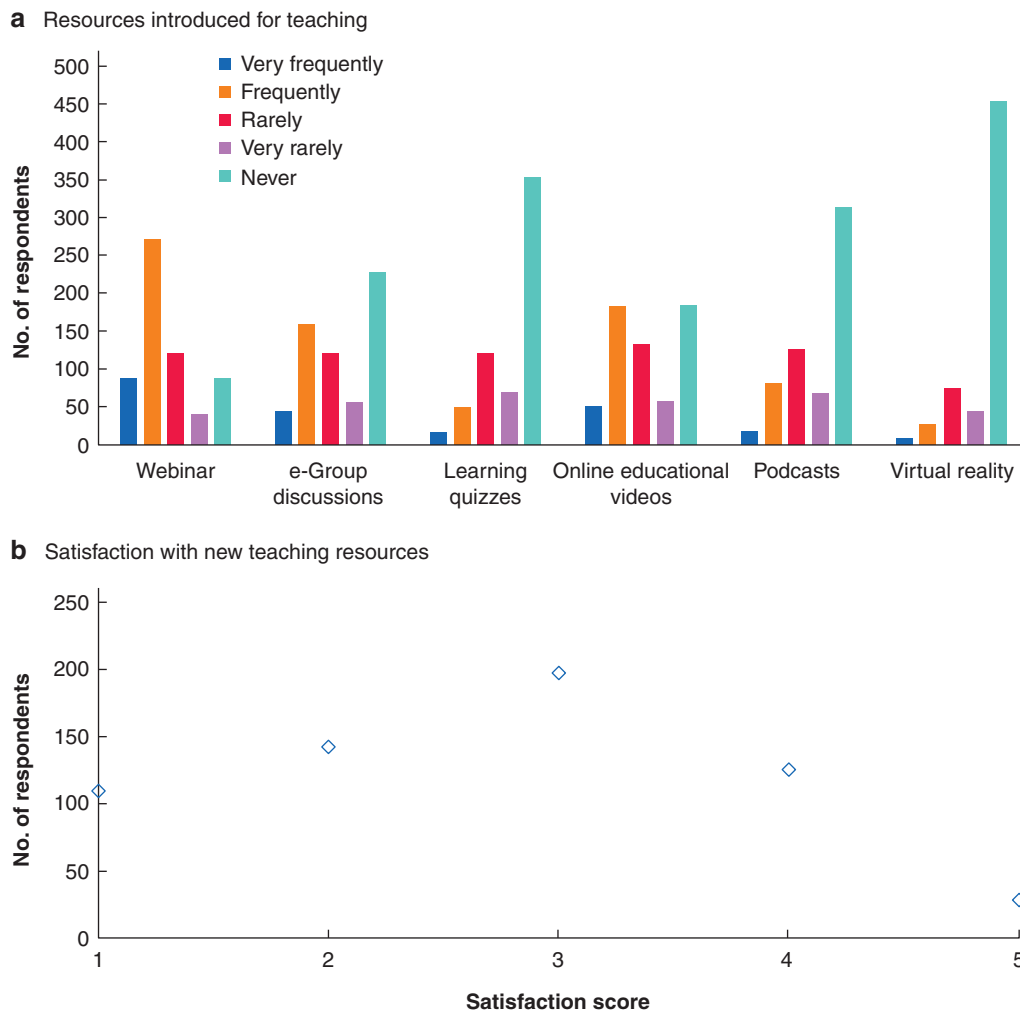


Fig. 5 New teaching resources used during COVID-19 pandemic

a Resources introduced for teaching and **b** satisfaction with new teaching resources (1, not satisfied at all; 5, very satisfied).

The introduction of novel training methods (or enhancement of pre-existing training methods such as simulation) was not without challenges, including technical issues in accessing online educational materials (106 of 418, 25.4 per cent), small numbers of virtual or simulation training sessions (77 of 418, 18.4 per cent), inappropriate timing of webinars (54 of 418, 12.9 per cent), lack/inability to receive hands-on training on simulated patients or simulators (45 of 418, 10.8 per cent), difficulty in engaging in and maintaining concentration during online sessions (31 of 418, 7.4 per cent), and lack of interaction during online sessions (30 of 418, 7.2 per cent) (Fig. 4b). These may have led to the majority of respondents being dissatisfied with the alternative (to standard clinical training) educational resources (254 of 608, 41.8 per cent) (Fig. 5b).

Future of surgical training

Respondents felt that factors which may help mitigate the negative effects of the pandemic on training included: ongoing online teaching sessions (92 of 307, 30.0 per cent), prolonging training time (46 of 307, 15.0 per cent), prioritizing training and educational activities over service provision after the pandemic (36 of 307, 11.7 per cent), increased use of simulation (29 of 307, 9.4 per cent), mentorship by senior surgeons (28 of 307, 9.1 per cent), proactive

guidance from training authorities (24 of 307, 7.8 per cent), and recommencing elective work (23 of 307, 7.5 per cent) (Fig. 4c).

New educational resources, such as online lectures and educational videos, were popular (441 of 489, 90.1 per cent) (Fig. 4e). With regard to service delivery, a significant number of respondents (239 of 332, 72.0 per cent) felt that telemedicine (virtual clinics, virtual multidisciplinary team (MDT) meetings) should continue (Fig. 4d). A small number supported the continuation of enhanced infection control (23 of 332, 6.9 per cent) and consultant-led care (19 of 332, 5.7 per cent) after the pandemic.

From the free-text comments, there appeared to be understanding that the negative impact of the COVID-19 pandemic on training was inevitable, primarily to maintain trainee safety. There was, however, frustration about the perceived lack of response by training authorities in addressing this. UK trainees in particular were frustrated by the cancellation of surgical rotations and modification of the recruitment process to higher surgical training. Many respondents highlighted the need for training authorities and trainers to emphasize training, and to have a structured plan to prioritize training during the post-COVID-19 period so that trainees would be assisted to make up for experience not gained during the pandemic. Mentorship by senior doctors, use of simulation, e-learning methods, and telemedicine were once again mentioned and favoured.

Discussion

This survey assessed the global impact of the COVID-19 pandemic on surgical training. It included responses from 34 countries and 15 different surgical specialties. Although there was variation between countries, it provided evidence of widespread global disruption of all aspects of surgical training. Similar results have been reported in national or specialty studies^{15,22–30}. Alternative resources have developed rapidly; interestingly, trainees expressed some dissatisfaction with these for a variety of reasons.

Experience from previous pandemics has shown that disruption to training may be prolonged³¹, so the development of a strategy for recovery of training after the pandemic is important. Based on the present survey, it is suggested that this recovery should include the following elements.

This survey identified a lack of guidance from organizations and individuals responsible for training as one of the main obstacles to training during the pandemic. Although there was sufficient guidance in regards to service provision¹⁷, directives for training were slow to emerge. Several societies launched online educational platforms³², often in an uncoordinated way resulting in duplication.

Training stakeholders need to improve communication and coordinate activities, producing widely accepted guidelines with the participation of trainees. Timely communication and exchange of complete, accurate information between learners, hospital management, educators, and training committees are vital. Standards to address training needs during a pandemic have been proposed, to include prioritization of healthcare system welfare, promotion of learner welfare, maximization of educational value, and transparent communication³³.

Hospitals worldwide should be encouraged to emphasize the importance of training alongside service provision once the pandemic is over. The hiatus of elective surgery during the COVID-19 crisis has created a significant backlog of patients. Under these circumstances surgeons may be apprehensive in providing training in the operating theatre owing to time restraints and service provision commitments. Trainers should exhibit strong leadership³⁴, and be actively encouraged to train and mentor young surgeons both in and outside the operating theatre. Interventions to improve the efficiency of service provision should be developed. Virtual clinics, consultations, wider use of MDTs, and telemedicine³⁵ might all contribute in this way. Mentorship was mentioned repeatedly in the survey, and seems crucial in re-establishing effective and efficient surgical training.

Webinars, educational videos, e-libraries, and simulation are popular among trainees^{23,35}, and their use should be facilitated during and after the pandemic³². Hospitals should commit to providing trainees with access to a high-quality internet network, up-to-date hardware and software, and readily available simulators. Simulation centres should consider expanding their working hours or find alternative methods to give trainees access in evenings and at weekends. Lack of out-of-hours access has been identified previously as one of the barriers to simulator use by trainees^{36,37}. In addition, simulation training has been shown to be more effective in the presence of a trainer (instead of self-driven). Appointing trainers for simulation sessions may accelerate training recovery after the pandemic^{37,38}.

Respondents suggested that restarting elective activities should be undertaken cautiously while maintaining patient and staff safety as a priority. Adequate personal protection equipment and avoidance of face-to-face interaction when possible

seem imperative, as long as large numbers of patients with COVID-19 are still being reported. The association between the overall success of the response to a pandemic (small number of patients, preservation of public safety) and surgical training was apparent in the responses and comparisons between Europe and Australia/Asia. The significantly lesser impact on training in Australia and Asia compared with Europe may well reflect differences in numbers of affected patients between continents during the survey period³⁹.

In addition to the anxiety caused by the pandemic itself⁴⁰, surgical trainees experienced worry about career progression owing to cancellation of examinations⁴¹ and training rotations⁴². Annual review and recruitment processes had to be modified at very short notice to comply with governmental public health measure regulations⁴². Consideration must be given to assessment of competency for progression. Prolongation of training (popular among responders) might then be offered as a voluntary option to trainees. Hospitals should offer well-being sessions (such as 'stop stations'⁴³) for staff to help mitigate the adverse effects of pandemics on their mental health.

The recent COVID-19 outbreak demonstrated the vulnerability of many healthcare systems in managing education and patient care when a crisis occurs. Politicians and healthcare leaders used reactive policies to deal with rapidly developing situations that stemmed from lack of preparation. Taking a proactive approach rather than having a reactive attitude may minimize unintended effects such as the curtailment of surgical training. Fig. 6 illustrates a proposal for policy development. Having an approach that involves all stakeholders should pay added dividends at the time of adversity. Effective educational strategies to address trainees' needs while protecting patients are required.

This study has limitations. Some parts of the world were under-represented (Africa and America) and, although efforts were made to ensure that the study was available in several languages, it is acknowledged that language barriers may have limited participation. As this was an online survey, parts of the world with limited access to the internet or computer equipment could not participate. The low response rates from North America may have been due to lack of retweets from groups based in North American countries. A shortage of collaborators/regional leads from North America and some European countries may have been a further contributing factor. The volume of data, however, still seems adequate to indicate the COVID-19 pandemic resulted in global disruption of surgical training and has facilitated the provision of realistic suggestions on how the impact of this disruption can be mitigated in future.

Collaborators

Steering committee: M. Yiasemidou (Leeds Teaching Hospitals, Leeds, UK; University of Hull, Hull, UK; Hull University Teaching Hospitals NHS Trust, Hull, UK); J. Tomlinson (Sheffield Teaching Hospitals, Sheffield, UK); I. Chetter (University of Hull, Hull, UK; Hull University Teaching Hospitals NHS Trust, Hull, UK); C. Shenkar Biyani (Leeds Teaching Hospitals, Leeds, UK). Regional leads and collaborators: P. Abdulhannan (Leeds Teaching Hospitals, Leeds, UK); A. Andreou (York Teaching Hospitals NHS Trust, York, UK); S. Badiani (Bankstown-Lidcombe Hospital, Sydney, New South Wales, Australia); R. Boyapati (Royal Surrey County Hospital, Guildford, UK); N. Da Silva (Leeds Teaching Hospitals, Leeds, UK); P. Dickerson (York Teaching Hospitals NHS Trust, York, UK); C. Frezzini (Health Education East Midlands Deanery, Leicester, UK); A. Giorga (Leeds Teaching Hospitals,

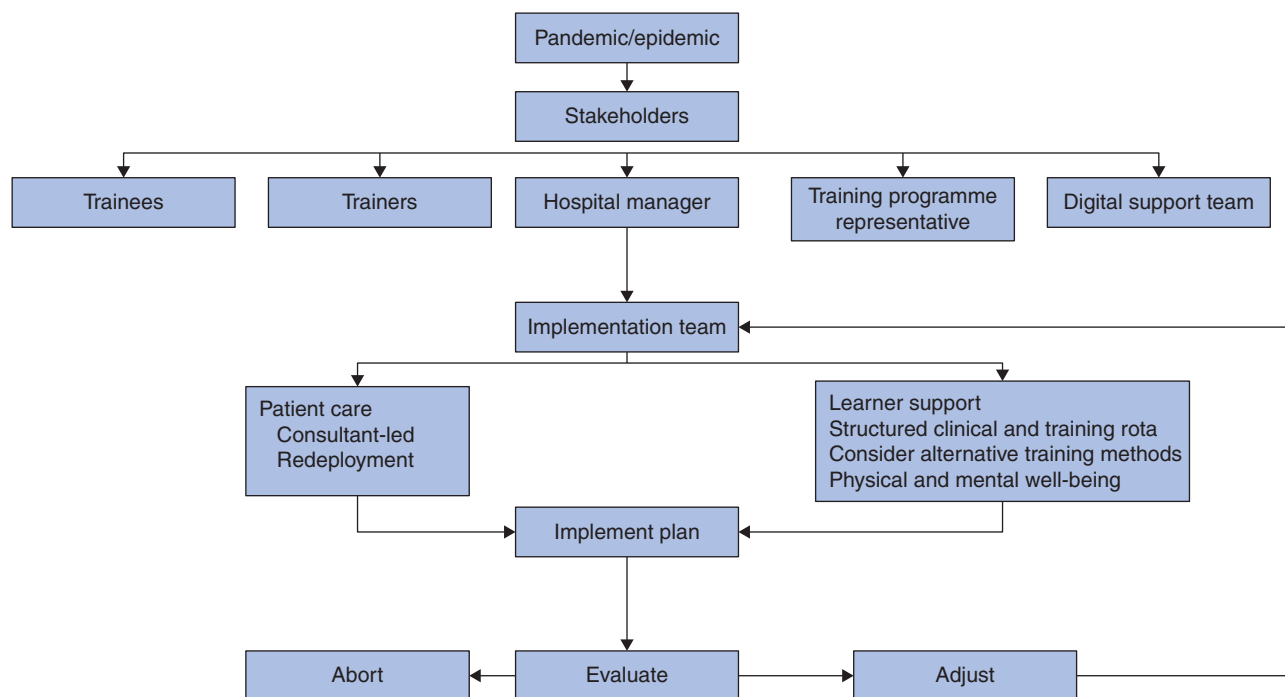


Fig. 6 Recovery plan flow chart

Leeds, UK); D. Glassman (Sheffield Teaching Hospitals, Sheffield, UK); J. Gómez Rivas (La Paz University Hospital, Madrid, Spain); M. Ho (Leeds Teaching Hospitals, Leeds, UK); O. P. James (Royal Gwent Hospital, Newport, UK); D. Kalifatidis (Asklepieio Voulas, Athens, Greece); W. Lam (Queen Mary Hospital, Li Ka Shing Faculty of Medicine, University of Hong Kong, Hong Kong, China); C. M. B. Lewis (Leeds Teaching Hospitals, Leeds, UK); A. Malik (Mid Yorkshire NHS Trust, Wakefield, UK); A. Mavor (Leeds Teaching Hospitals, Leeds, UK); J. Murugesan (Leeds Teaching Hospitals, Leeds, UK); D. Panagiotou (Aristotle University of Thessaloniki, Thessaloniki, Greece); B. Patel (Barts Cancer Institute, Queen Mary University, University of London, UK); D. B. T. Robinson (Wales Deanery PGMDE School of Surgery, Health Education and Improvement Wales, Cardiff, UK); Swansea University Medical School, Sketty, UK); R. Sanchez Salas (L'Institut Mutualiste Montsouris, Paris, France); D. Sharma (Government Medical College and Allied Hospitals, Jabalpur, India); J. Sultan (Hull University Teaching Hospitals NHS Trust, Hull, UK); B. Van Cleynenbreugel (University Hospitals Leuven, Leuven, Belgium); Z. Wellbelove (Hull University Teaching Hospitals NHS Trust, Hull, UK); A. Wilson (City Hospitals, Sunderland, UK).

Disclosure. The authors declare no conflict of interest.

Supplementary material

Supplementary material is available at *BJS Open* online.

References

1. WHO. *Coronavirus Disease (COVID-19) Outbreak*. <https://www.who.int/westernpacific/emergencies/covid-19> (accessed 22 March 2020)
2. Chan JF, Yuan S, Kok KH, To KK, Chu H, Yang J *et al*. A familial cluster of pneumonia associated with the 2019 novel coronavirus indicating person-to-person transmission: a study of a family cluster. *Lancet* 2020;**395**:514–523
3. Paravastu SC, Horne M, Dodd PD. Endovenous ablation therapy (laser or radiofrequency) or foam sclerotherapy *versus* conventional surgical repair for short saphenous varicose veins. *Cochrane Database Syst Rev* 2016;(11)CD010878
4. Watanabe S, Nishio S, Tsuji T, Fujita S, Kyo E. Effect of transluminal injection of foam sclerotherapy combined with endovenous thermal ablation of varicose veins. *EJVES Vasc Forum* 2020;**47**:83–86
5. Teoh JY, Ong WLK, Gonzalez-Padilla D, Castellani D, Dubin JM, Esperto F *et al*. A global survey on the impact of COVID-19 on urological services. *Eur Urol* 2020;**78**:265–275
6. Zheng MH, Boni L, Fingerhut A. Minimally invasive surgery and the novel coronavirus outbreak: lessons learned in China and Italy. *Ann Surg* 2020;**272**:e5–e6
7. Brat GA, Hersey S, Chhabra K, Gupta A, Scott J. Protecting surgical teams during the COVID-19 outbreak: a narrative review and clinical considerations. *Ann Surg* 2020;**10**. [Online ahead of print]
8. Ali MJ, Hegde R, Nair AG, Bajaj MS, Betharia SM, Bhattacharjee K *et al*. All India Ophthalmological Society–Oculoplastics Association of India consensus statement on preferred practices in oculoplasty and lacrimal surgery during the COVID-19 pandemic. *Indian J Ophthalmol* 2020;**68**:974–980
9. Bilkhu R, Bille A. Elective lung cancer surgery in the COVID-19 era: how do we do it? *Tumori* 2020;**106**:190–192
10. Pignatti M, Pinto V, Miralles MEL, Giorgini FA, Cannamela G, Cipriani R. How the COVID-19 pandemic changed the plastic surgery activity in a regional referral center in Northern Italy. *J Plast Reconstr Aesthet Surg* 2020;**73**:1348–1356
11. Poulouse BK, Phieffer LS, Mayerson J, Like D, Forrest LA, Rahmanian A *et al*. Responsible return to essential and non-essential surgery during the COVID-19 pandemic. *J Gastrointest Surg* 2020;**1–3**. doi: 10.1007/s11605-020-04673-9
12. Thaler M, Khosravi I, Hirschmann MT, Kort NP, Zagra L, Epinette JA *et al*. Disruption of joint arthroplasty services in Europe during the COVID-19 pandemic: an online survey within the European

- Hip Society (EHS) and the European Knee Associates (EKA). *Knee Surg Sports Traumatol Arthrosc* 2020;**28**:1712–1719
13. Elangovan S, Mahrous A, Marchini L. Disruptions during a pandemic: gaps identified and lessons learned. *J Dent Educ* 2020;**84**:1270–1274
 14. Hevia V, Lorca J, Hevia M, Dominguez A, Lopez-Plaza J, Artiles A et al. COVID-19 pandemic: impact and rapid reaction of urology. *Actas Urol Esp* 2020;**44**:450–457
 15. Al-Jabir A, Kerwan A, Nicola M, Alsafi Z, Khan M, Sohrabi C et al. Impact of the Coronavirus (COVID-19) pandemic on surgical practice—part 1. *Int J Surg* 2020;**79**:168–179
 16. Royal College of Surgeons of England. COVID-19: Good Practice for Surgeons and Surgical Teams. <https://www.rcseng.ac.uk/standards-and-research/standards-and-guidance/good-practice-guides/coronavirus/covid-19-good-practice-for-surgeons-and-surgical-teams/> (accessed 25 May 2020)
 17. Brothers L, Shaw GL, Wright EL. Durations of extended mental rehearsals are remarkably reproducible in higher level human performances. *Neurol Res* 1993;**15**:413–416
 18. Chiofalo B, Baiocco E, Mancini E, Vocaturo G, Cutillo G, Vincenzoni C et al. Practical recommendations for gynecologic surgery during the COVID-19 pandemic. *Int J Gynaecol Obstet* 2020;**150**:146–150
 19. Iyengar K, Vaish A, Vaishya R. Revisiting conservative orthopaedic management of fractures during COVID-19 pandemic. *J Clin Orthop Trauma* 2020;**11**:718–720
 20. Suwanwongse K, Shabarek N. Successful conservative management of acute appendicitis in a coronavirus disease 2019 (COVID-19) patient. *Cureus* 2020;**12**:e7834
 21. Bryan C, Anestis M. Reexperiencing symptoms and the interpersonal-psychological theory of suicidal behavior among deployed service members evaluated for traumatic brain injury. *J Clin Psychol* 2011;**67**:856–865
 22. Amparore D, Claps F, Cacciamani GE, Esperto F, Fiori C, Liguori G et al. Impact of the COVID-19 pandemic on urology residency training in Italy. *Minerva Urol Nefrol* 2020;**72**
 23. Ferrel MN, Ryan JJ. The impact of COVID-19 on medical education. *Cureus* 2020;**12**:e7492. doi: 10.7759/cureus.7492
 24. Iyer P, Aziz K, Ojcius DM. Impact of COVID-19 on dental education in the United States. *J Dent Educ* 2020;**84**:718–722
 25. Marasco G, Nardone OM, Maida M, Boskoski I, Pastorelli L, Scaldaferrì F; Italian Association of Young Gastroenterologist and Endoscopist (AGGEI). Impact of COVID-19 outbreak on clinical practice and training of young gastroenterologists: a European Survey. *Dig Liver Dis* 2020;**52**:1396–1402
 26. Crosby DL, Sharma A. Insights on otolaryngology residency training during the COVID-19 pandemic. *Otolaryngol Head Neck Surg* 2020;**163**:38–41
 27. De Luca P, Colacurcio V, De Bonis E, Petrosino M, Bisogno A, Troisi D et al. Impact of the COVID-19 pandemic on otolaryngology residency: a real-life experience. *Ear Nose Throat J* 2020;**99**:563–564
 28. Hourston GJM. The impact of despecialisation and redeployment on surgical training in the midst of the COVID-19 pandemic. *Int J Surg* 2020;**78**:1–2
 29. Mishra D, Nair AG, Gandhi RA, Gogate PJ, Mathur S, Bhushan P et al. The impact of COVID-19 related lockdown on ophthalmology training programs in India—outcomes of a survey. *Indian J Ophthalmol* 2020;**68**:999–1004
 30. Zingaretti N, Contessi Negrini F, Tel A, Tresoldi MM, Bresadola V, Parodi PC. The impact of COVID-19 on plastic surgery residency training. *Aesthetic Plast Surg* 2020;
 31. Viboud C, Simonsen L, Fuentes R, Flores J, Miller MA, Chowell G. Global mortality impact of the 1957–1959 influenza pandemic. *J Infect Dis* 2016;**213**:738–745
 32. Coe TM, Jogerst KM, Sell NM, Cassidy DJ, Eurboonyanun C, Gee D et al. Practical techniques to adapt surgical resident education to the COVID-19 era. *Ann Surg* 2020;**272**:e139–e141
 33. Anderson ML, Turbow S, Willgerodt MA, Ruhnke GW. Education in a crisis: the opportunity of our lives. *J Hosp Med* 2020;**15**:287–289
 34. Rambaldini G, Wilson K, Rath D, Lin Y, Gold WL, Kapral MK et al. The impact of severe acute respiratory syndrome on medical house staff: a qualitative study. *J Gen Intern Med* 2005;**20**:381–385
 35. Mousa AY, Broce M. The impact of COVID-19 on vascular training. *J Vasc Surg* 2020;**28**:842–843
 36. Yiasemidou M, de Siqueira J, Tomlinson J, Glassman D, Stock S, Gough M. ‘Take-home’ box trainers are an effective alternative to virtual reality simulators. *J Surg Res* 2017;**213**:69–74
 37. Yiasemidou M, Tomlinson J, Dickerson P, Gough M. Health Education Yorkshire and the Humber (HEYH) Surgical Simulation Collaborative. *BMJ Simul Technol Enhanced Learn* 2014;**1A**:71
 38. Lee GIL, M I. Can virtual reality surgical simulation training provide a self-driven and mentor-free skills learning? Investigation of the practical influence of the performance metrics from the virtual reality robotic surgery simulator on the skill learning and associated cognitive workloads. *Surg Endosc* 2018;**32**:62–72
 39. Chang Y, Lee JJ, Seo JH, Song HJ, Kim YT, Lee HJ et al. Neural correlates of motor imagery for elite archers. *NMR Biomed* 2011;**24**:366–372
 40. Matsuishi K, Kawazoe A, Imai H, Ito A, Mouri K, Kitamura N et al. Psychological impact of the pandemic (H1N1) 2009 on general hospital workers in Kobe. *Psychiatry Clin Neurosci* 2012;**66**:353–360
 41. Chan SC, Chan CC, Kwan AS, Ting KH, Chui TY. Orienting attention modulates pain perception: an ERP study. *PLoS One* 2012;**7**:e40215
 42. Callan DE, Callan AM, Honda K, Masaki S. Single-sweep EEG analysis of neural processes underlying perception and production of vowels. *Cogn Brain Res* 2000;**10**:173–176
 43. Markakis KM, Beckman HB, Suchman AL, Frankel RM. The path to professionalism: cultivating humanistic values and attitudes in residency training. *Acad Med* 2000;**75**:141–150