




Since January 2020 Elsevier has created a COVID-19 resource centre with free information in English and Mandarin on the novel coronavirus COVID-19. The COVID-19 resource centre is hosted on Elsevier Connect, the company's public news and information website.

Elsevier hereby grants permission to make all its COVID-19-related research that is available on the COVID-19 resource centre - including this research content - immediately available in PubMed Central and other publicly funded repositories, such as the WHO COVID database with rights for unrestricted research re-use and analyses in any form or by any means with acknowledgement of the original source. These permissions are granted for free by Elsevier for as long as the COVID-19 resource centre remains active.



Use of steroids in COVID-19 patients: A meta-analysis

Manisha Thakur^a, Ashok Kumar Datusalia^{a,b,**}, Anoop Kumar^{c,*}

^a Department of Regulatory Toxicology, National Institute of Pharmaceutical Education and Research (NIPER), Raebareli, 226002, India

^b Department of Pharmacology and Toxicology, National Institute of Pharmaceutical Education and Research (NIPER), Raebareli, 226002, India

^c Department of Pharmacology, Delhi Pharmaceutical Sciences and Research University (DPSRU), New Delhi, 110017, India

ARTICLE INFO

Keywords:

COVID-19
Steroids
Methylprednisolone
Dexamethasone
Hydrocortisone
Meta-analysis

ABSTRACT

Background: Emerging reports have shown the benefits of steroids in hospitalized COVID-19 patients as life-saving drugs. However, the use of steroids in COVID-19 patients is confusing among many physicians.

Aim: The aim of the current study was to find out the exact association of steroids in the deaths of COVID-19 patients.

Methods: The relevant studies were searched in PubMed, Google scholar, and Clinical trials registries till May 25, 2021 and sorted out based on inclusion and exclusion criteria. The quality of studies was assessed using a standard scale. The pooled odds ratio was calculated with a 95% confidence interval. The sensitivity and subgroup analyses were also done. The publication bias was assessed qualitatively. The Rev Man 5 was used for all analyses with a random-effect model.

Results: The quantitative analysis was done with 9922 patients (6265-male and 3657-females) from 21 relevant studies. The pooled estimate results i.e. 0.52 [0.34, 0.80] have shown a significant reduction in deaths of COVID-19 patients in the steroidal group as compared to the non-steroidal group. The sensitivity analyses did not alter our conclusions. In subgroup analysis, methylprednisolone has shown a significant reduction in deaths of COVID-19 patients as compared to the non-steroidal group, however, more clinical evidence is required for dexamethasone and hydrocortisone.

Conclusion: The use of steroids in hospitalized COVID-19 patients is useful to reduce deaths.

1. Introduction

The novel coronavirus (2019-nCoV) spreads from Wuhan City of China to the rest of the world (Singhal, 2020). The first case was reported on November 17, 2019 (Allam, 2020). The Severe acute respiratory syndrome- Coronavirus-2 (SARS-Cov-2) is a positive single-strand ribose nucleic acid (RNA) virus having spike proteins on its surface which attach with the angiotensin-converting enzyme (ACE2) of the host and helps in the entry of the virus (Jha et al., 2021). After entry, it uses the machinery of the host and results in the production of various viral proteins. The transmission of the infection occurs mainly through the inhalational route and symptoms appear between 2 and 14 days after the infection. The symptoms vary among the individuals and overlap with other viral infections. The reverse transcription polymerase chain reaction (RT-PCR) is the most commonly used method for the detection of this infection. Other laboratory blood tests such as C-reactive protein

(CRP) level, D-dimer, complete blood count (CBC) is also done to know about inflammatory and coagulation level of the individuals. It has been observed that patients with comorbid conditions like diabetes, obesity, hypertension, etc are more likely to get into serious conditions (Rahman et al., 2021; Yan et al., 2021). Many researchers across the globe are working on the development of new chemical entities (NCEs) against this infection, however, no specific drugs are available in the market for its treatment so far (Singhal, 2020). Various classes of drugs are repurposed for the management of COVID-19 cases including steroids, rapamycin, janus activated protein kinase (JAK) inhibitors (Patoulias et al., 2021) and antiandrogens (Mauvais-Jarvis, 2021; Fagone et al., 2020).

Steroids are well-known drugs that are available in the market for the treatment of various diseases like rheumatoid arthritis, multiple sclerosis, crohn's disease, etc. Various case reports, case series, as well as research articles, have shown the benefits of using steroids in hospitalized COVID-19 patients (Van Paassen et al., 2020; Kalfaoglu et al., 2020;

* Corresponding author. Department of Pharmacology, Delhi Pharmaceutical Sciences and Research University (DPSRU), New Delhi, 110017, India.

** Corresponding author. Department of Pharmacology and Toxicology, National Institute of Pharmaceutical Education and Research (NIPER), Raebareli, 226002, India.

E-mail address: abitesra@gmail.com (A. Kumar).

<https://doi.org/10.1016/j.ejphar.2021.174579>

Received 7 July 2021; Received in revised form 7 October 2021; Accepted 18 October 2021

Available online 19 October 2021

0014-2999/© 2021 Elsevier B.V. All rights reserved.

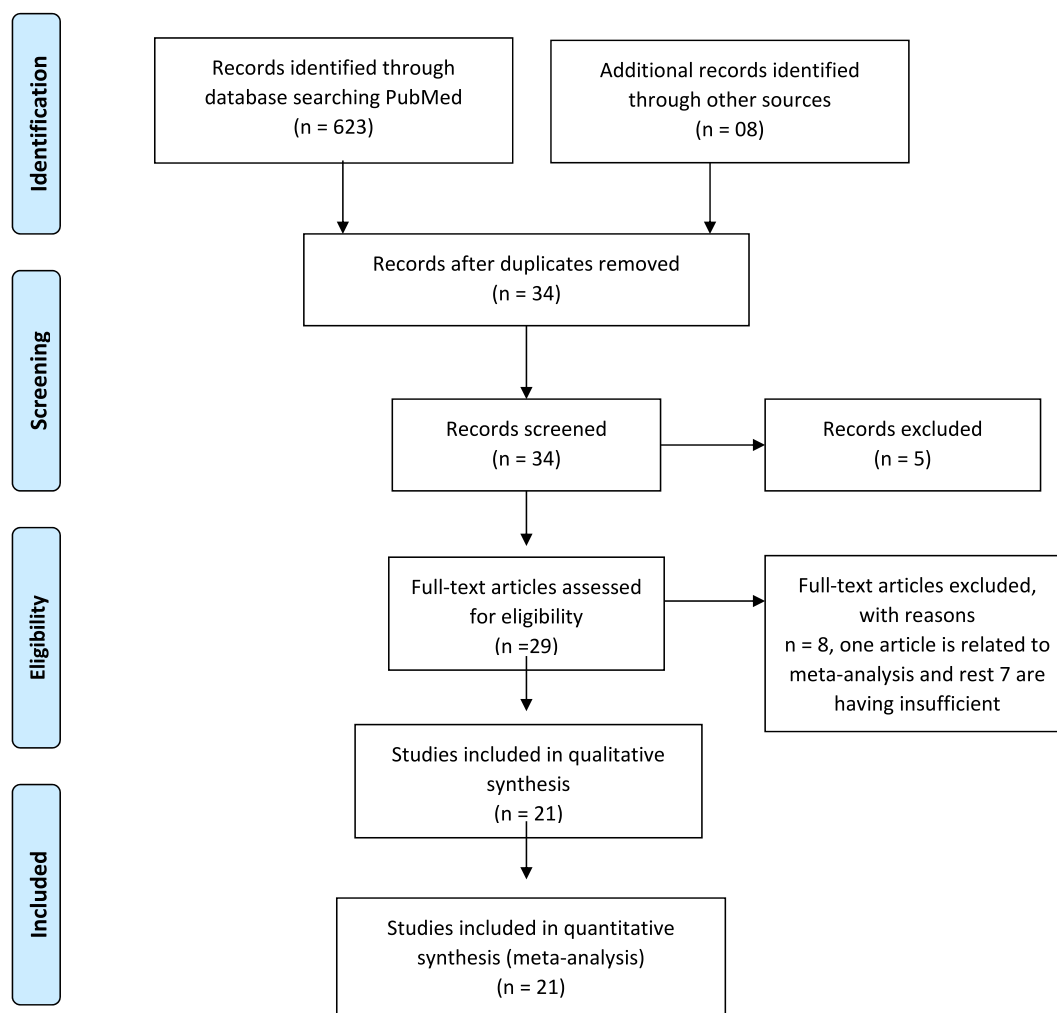


Fig. 1. Selection of studies as per the PRISMA Checklist.

Chaudhuri et al., 2021). Steroids are turned to be life-saving drugs for serious COVID-19 patients. The regulatory authorities also recommended the use of steroids in serious COVID-19 patients. On September 2, 2020, World Health Organization (WHO) has updated clinical care guidance and recommended the use of corticosteroids in severe and critical COVID-19 patients under medical supervision (WHO, 2020). As per National Institute of Health (NIH) guidelines (updated on November 3, 2020), corticosteroids can be used in severe COVID-19 patients to control systematic inflammation (Fagone et al., 2020). Recently, on April 22, 2021, Indian Council of Medical Research (ICMR) updated the guidelines and recommended the use of steroids like methylprednisolone in hospitalized COVID-19 patients if not contraindicated (ICMR, 2021). It has been observed that the life of serious COVID-19 patients was saved using steroids but the exact role of steroids in COVID-19 patients is still an open question to answer. Thus, we have conducted a meta-analysis of available clinical evidence on the use of steroids in COVID-19 patients.

2. Methodology

The study was conducted in compliance with the Preferred Reporting Items for Systematic Reviews and Meta-analysis (PRISMA) guidelines. The study is registered with the International prospective register of systematic reviews Prospectively register of systematic reviews (PROSPERO), registration number CRD42021259891.

2.1. Search strategy

A search was done in PubMed, Google scholar, and Clinical trial registry for observational, randomized, and non-randomized controlled studies, cohort studies, and comparative cross-sectional studies with the following search strategies. Steroids OR corticosteroids OR corticoids OR dexamethasone OR prednisone OR methyl prednisone OR prednisolone OR dexamethasone sodium phosphate OR hydrocortisone OR betamethasone OR beclomethasone OR budesonide OR formoterol AND COVID-19 OR SARS-CoV-2 OR severe acute respiratory syndrome OR Novel coronavirus. The references of included studies were screened to boost the search.

2.2. Study selection

The inclusion criteria are as follows a) confirmed COVID-19 cases b) participants should be on steroidal therapy c) comparator group without steroidal therapy d) death should be one of the outcomes of study e) all age groups f) both male and female participants. Studies were excluded if - a.) study participants were not on steroidal therapy. b.) if there is no comparator group. c.) case reports, case series, narrative review, systematic review, meta-analysis d.) studies of poor quality as per standard scale. Two authors (MT and AK) separately screened all the titles and abstracts for eligibility criteria. Finally, the full-text articles were separately screened by two authors (MT and AK). In the case of conflicts over the inclusion, the third author (AKD) was consulted.

Table 1
Study characteristics of Included studies.

References	Country	Study design	Sample size	Sex		Steroid group		Non steroid group	
				Male	female	No. of Patients	Death	No. of Patients	Death
Villar et al. (2020)	Spain, Canada, China, USA	Clinical trial	19	13	6	7	2	12	2
Salton et al. (2020)	Italy	Clinical trial	173	120	53	83	6	90	21
Steroid SARI (2020)	Wuhan	Clinical trial	47	35	12	24	13	23	13
Petersen et al. (2020)	Denmark	Clinical trial	29	23	6	15	6	14	2
Horby et al. (2021)	UK	Randomized controlled trial	6425	4087	2338	2104	482	4321	1110
Tomazini et al. (2020)	Brazil	Randomized clinical trial	299	187	112	151	85	148	91
Rashad et al. (2021)	Egypt	Randomized controlled trial	173	81	92	127	33	46	32
Jamaati et al. (2021)	Iran	Randomized clinical trial	43	25	18	25	16	18	15
Edalatifard et al. (2020)	Iran	Randomized controlled trial	62	39	23	34	2	28	12
Ramiro et al. (2020)	Netherlands	Randomized controlled trial	172	136	36	86	14	86	41
Tang et al. (2021)	China	Randomized controlled trial	86	41	45	43	0	43	1
Pontali et al. (2021)	Genoa	Randomized controlled trial	128	87	41	63	9	65	28
Corral-Gudino et al. (2021)	Spain	Randomized controlled trial	64	39	25	35	14	29	14
Angus et al. (2020)	Pittsburgh	Randomized clinical trial	384	273	111	283	78	101	33
Dequin et al. (2020)	France	Randomized clinical trial	149	104	45	76	11	73	20
Liu et al. (2020)	China	Randomized Clinical trial	774	452	322	409	366	365	228
Ranjbar et al. (2021)	Iran	Randomized controlled trial	86	49	37	44	8	42	15
Jeronimo et al. (2021)	Brazil	Clinical trial	393	254	139	194	157	199	186
Fadel et al. (2020)	USA	Multicenter quasi experimental	213	109	104	132	18	81	21
Nelson et al. (2021)	USA	Cohort study	111	80	31	48	25	63	49
Ooi et al. (2020)	Singapore	Retrospective study	92	31	61	35	0	57	1

2.3. Quality assessment

The quality assessment was done using Newcastle-Ottawa Scale (NOS). The assessment was done by two reviewers (MT and AK) separately. The studies were categorized into three categories i.e., good, fair, and poor quality.

2.4. Data extraction

The data was extracted from studies by two authors (MT and AK) in an excel sheet. The information such as name of the first author with publication year, name of the country where the study was conducted, study design, the total number of subjects, subjects in the steroid group, number of deaths in steroidal group, subjects in the non-steroidal group, number of deaths in the non-steroidal group was extracted from full-text articles.

2.5. Sensitivity analysis

The sensitivity analysis was done to check the effect of high or low sample size on the outcome.

2.6. Statistical analysis

All the analyses were performed using RevMan 5. The overall estimate was calculated as an odds ratio with 95% confidence intervals using a random effect model. The heterogeneity among studies was calculated using Cochrane Q and I square statistics. The publication bias was analyzed qualitatively using a funnel plot.

3. Results

3.1. Search results and study characteristics

The 631 studies were found after the initial search. After removing duplicates and primarily screening of titles, 34 articles were retrieved, of which 21 articles (Villar et al., 2020; Salton et al., 2020; Petersen et al., 2020; Horby et al., 2021; Steroid SARI, 2020; Tomazini et al., 2020;

Pontali et al., 2021; Rashad et al., 2021; Jamaati et al., 2021; Edalatifard et al., 2020; Ramiro et al., 2020; Tang et al., 2021; Corral-Gudino et al., 2021; Angus et al., 2020; Dequin et al., 2020; Liu et al., 2020; Ranjbar et al., 2021; Jeronimo et al., 2021; Fadel et al., 2020; Nelson et al., 2021; Ooi et al., 2020) were found to be appropriate for quantitative analysis as presented in Fig. 1. The full-text or secondary screening with bibliography searching of the literature did not yield any additional article for inclusion. Out of the 21 studies, 13 studies were randomized control trials, 01 was retrospective, cohort, multi-centered quasi study each and the remaining 5 were clinical trials (CT). A total of 9922 patients (male: 6265, female: 3657) were found. The study characteristics are compiled in Table 1.

3.2. Quality assessment

All randomized controlled trials (RCTs), clinical trials (CTs), cohort studies with one protocol assessed for methodological quality using Newcastle-Ottawa Scale (NOS) were found to be of good and fair quality, based on the scores of the study in the selection, comparability, and outcome subscales. Out of 21 studies, 15 were of good quality, and remaining 6 were of fair quality (Table 2).

3.3. Use of steroids in COVID-19 patients

A total of 21 studies contains 9922 COVID-19 cases. Out of 9922 COVID-19 cases, 4018 were on steroids whereas 5904 were in the non-steroid group. The overall estimate was 0.52 [0.34, 0.80] which indicates a significant decrease in deaths of COVID-19 patients in the steroidal group as compared to the non-steroidal group (Fig. 2). The funnel plot was not found to be symmetrical in shape which indicates involvement of publication bias (Fig. 3).

3.4. Sensitivity analysis

The sensitivity analysis was done to check the effect of outliers. In the current analysis, we have found two studies i.e. Horby et al. (2021) and Liu et al. (2020) with a high sample size whereas one study i.e. Villar et al. (2020) with low sample size. The pooled OR was found to be 0.41

Table 2
Quality assessment using Newcastle Ottawa scale.

References	Selection	Comparability	Exposure	Total Score	Quality of the Study
Villar et al. (2020)	**	*	***	6	Fair
Salton et al. (2020)	****	**	***	9	Good
Steroid SARI (2020)	***	*	**	6	Good
Petersen et al. (2020)	***	*	***	7	Good
Horby et al. (2021)	***	*	***	7	Good
Tomazini et al. (2020)	***	*	***	7	Good
Rashad et al. (2021)	**	**	**	6	Fair
Jamaati et al. (2021)	**	*	**	5	Fair
Edalatifard et al. (2020)	**	*	***	6	Fair
Ramiro et al. (2020)	***	**	**	7	Good
Tang et al. (2021)	**	*	**	5	Fair
Pontali et al. (2021)	****	**	**	8	Good
Corral-Gudino et al. (2021)	***	**	**	7	Good
Angus et al. (2020)	***	*	**	6	Good
Dequin et al. (2020)	***	*	***	7	Good
Liu J et al. (2020)	***	*	**	6	Good
Ranjbar et al. (2021)	***	**	**	7	Good
Jeronimo et al. (2021)	****	**	**	8	Good
Fadel et al. (2020)	***	**	**	7	Good
Nelson et al. (2021)	***	**	**	7	Good
Ranjbar et al. (2021)	***	**	**	7	Good
Ooi et al. (2020)	**	*	***	6	Fair

[0.30, 0.58] after exclusion of both studies with high sample size which also indicates a significant decrease in the deaths of COVID-19 patients in the steroidal group as compared to the non-steroidal group (Fig. 4). The conclusion was also not affected after the removal of the study with a low sample size (Fig. 5). Finally, we have also excluded all the outliers with high and low sample sizes and found no effect on the conclusion of the study (Fig. 6).

3.5. Heterogeneity

The I² (90%) and chi² statics has shown high heterogeneity. However, after the removal of outliers, heterogeneity among studies was also reduced from 88% to 59%.

3.6. Sub-group analysis

The sub-group analysis was done to check the effects of individual steroids in the deaths of COVID-19 patients. The pooled OR 0.65 [0.35, 1.20] with dexamethasone indicates a non-significant reduction in deaths of COVID-19 patients as compare to the non-steroidal group (Fig. 7). Similar non-significant results were also observed with hydrocortisone (Fig. 8). However, with methyl-prednisolone, a significant

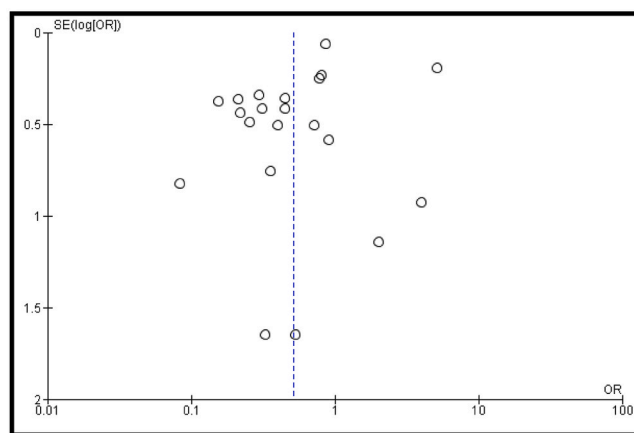


Fig. 3. Funnel plot for qualitative analysis of publication bias.

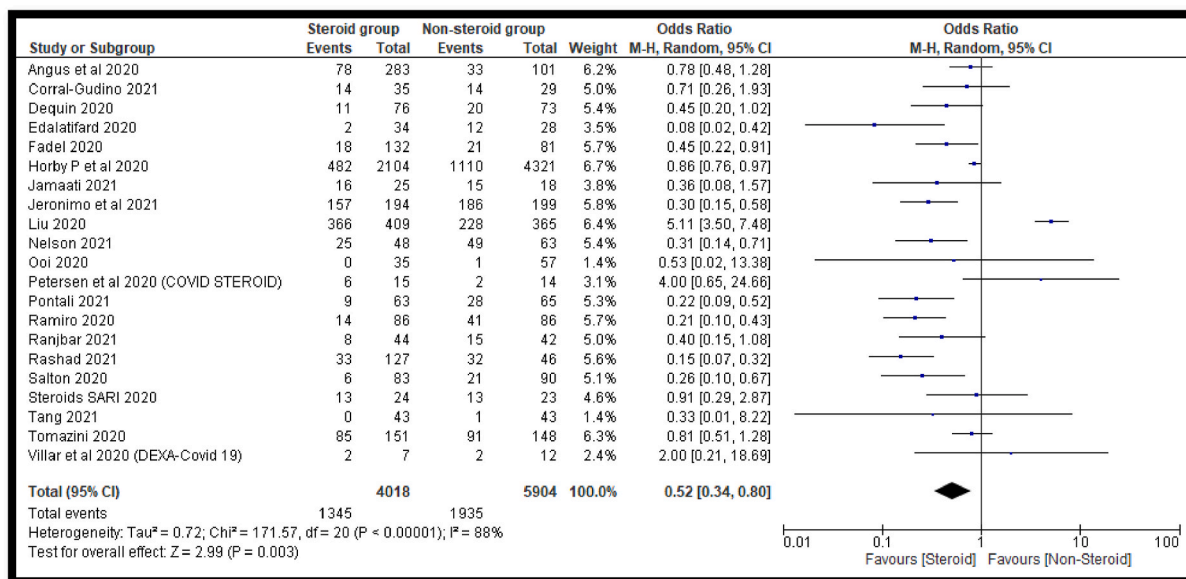


Fig. 2. Pooled analysis results using a random effect model (forest plot).

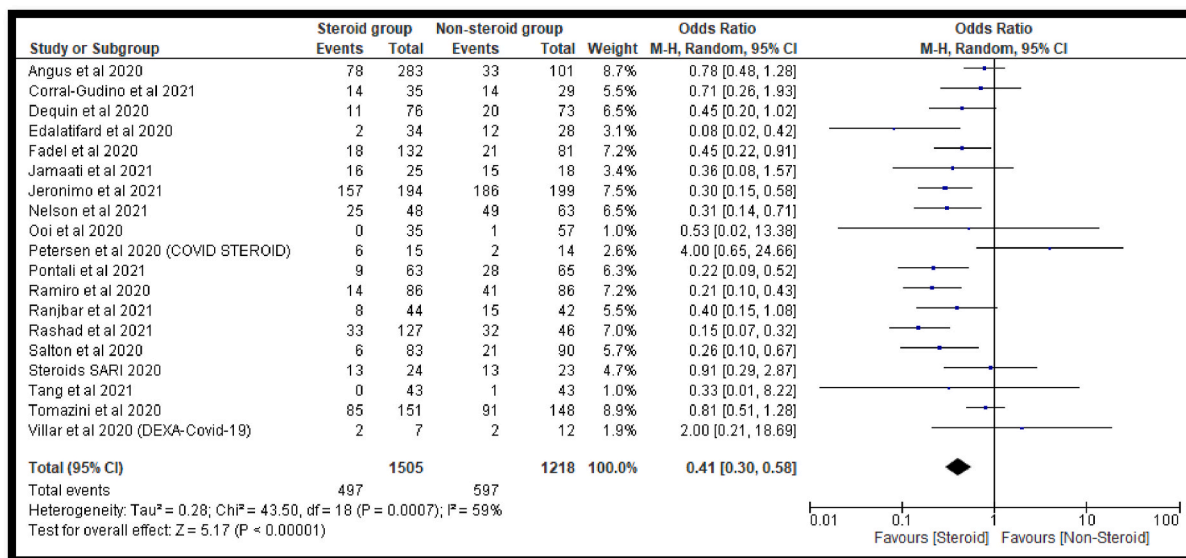


Fig. 4. Forest plot after removal of studies with high sample size.

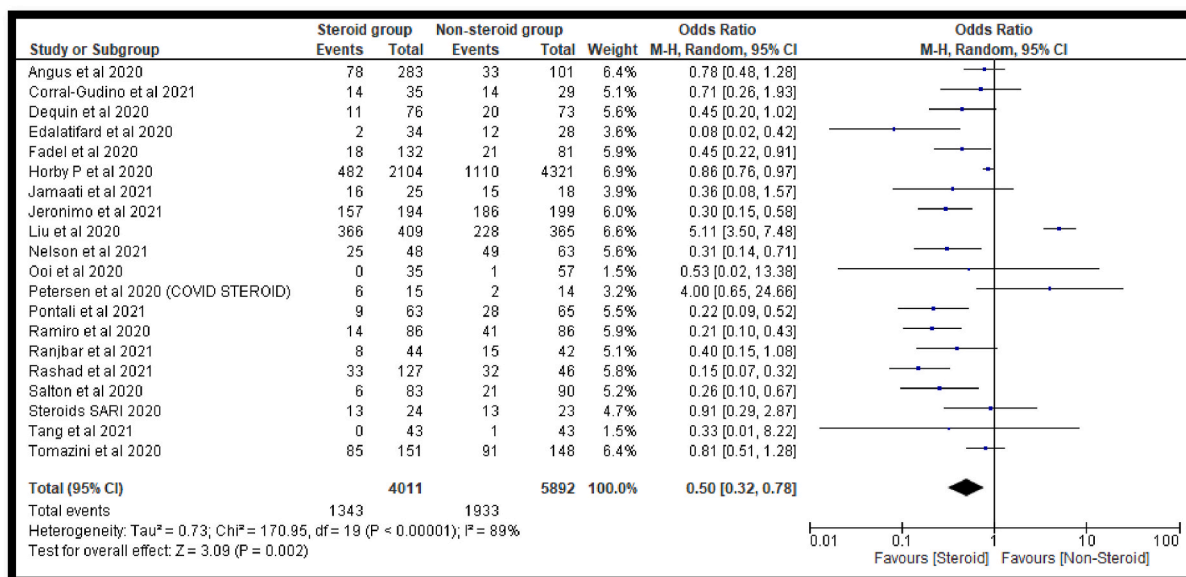


Fig. 5. Forest plot after removal of studies with low sample size.

0.32[0.23, 0.45] reduction in mortality was observed in the steroidal group as compared with the non-steroidal group (Fig. 9).

4. Discussion

Steroids are found to be life saving drugs in the management of COVID-19. It enters the cytoplasm and acts on the nuclear receptors which results in the synthesis of specific mRNA causes protein synthesis which lead to responses. It downregulating the hyper activation of the components of both innate (neutrophils) and acquired (T and B lymphocytes) immune system and the cytokine storm that characterizes severe case of covid-19 (Vanderbeke et al., 2021; Kalfaoglu et al., 2020; Sunkara and Dewan, 2021). The current meta-analysis was performed to check the association of the use of steroids in the deaths of COVID-19 patients. The available meta-analysis results are contradictory and also contain a smaller number of patients. Thus, further analysis is required to help physicians to make better clinical decisions. The meta-analysis

results of Sterne et al. (2020), have reported the role of corticosteroids in the decrease of deaths of COVID-19 serious patients. Sarma et al. (2020) have also conducted a meta-analysis to find out the role of steroidal therapy in mechanically ventilated COVID-19 patients and reported a reduction of mortality of mechanically ventilated patients as well as decreased the requirement of mechanical ventilation. Chaudhuri et al. (2021) have reported higher survival rates in acute respiratory distress syndrome (ARDS) patients treated with corticosteroids (longer duration) as compared to a shorter duration. Pulakurthi et al. (2021) meta-analysis results have reported a significant reduction in deaths of COVID-19 patients who were on steroidal therapy as compared to patients who were on non-steroidal therapy. Pasin et al. (2021) conducted a meta-analysis and concluded that steroids should be used only in the patients who are critically ill and require ventilation and should be avoided in the patients who do not require any oxygen. However, the meta-analysis results of Sarkar et al. (2021) have shown the use of systemic glucocorticoid did not result in a significant reduction of mortality

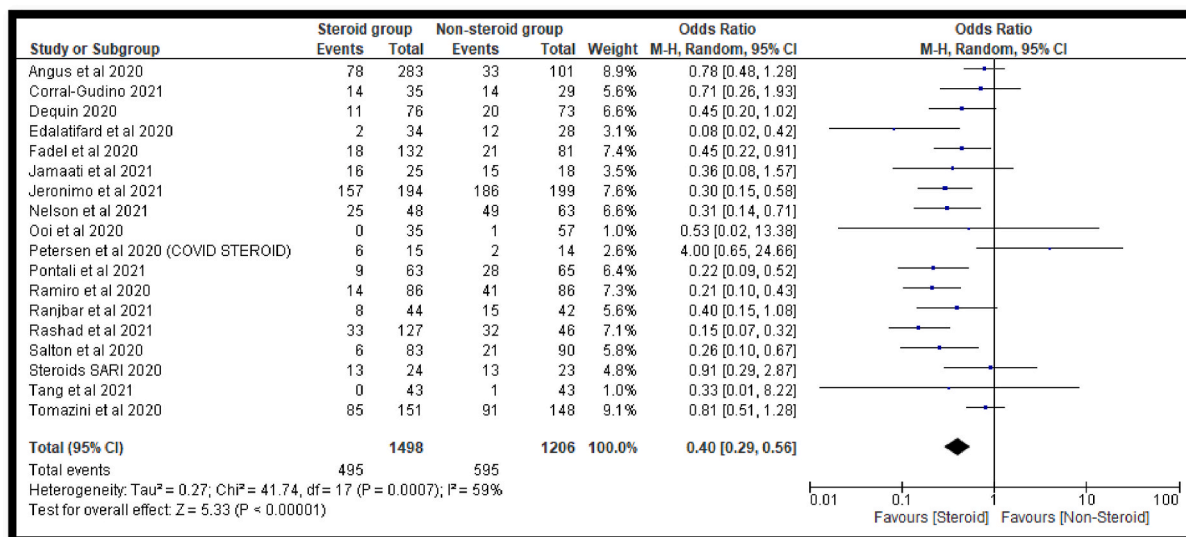


Fig. 6. Forest plot after removal of studies with low and high sample size.

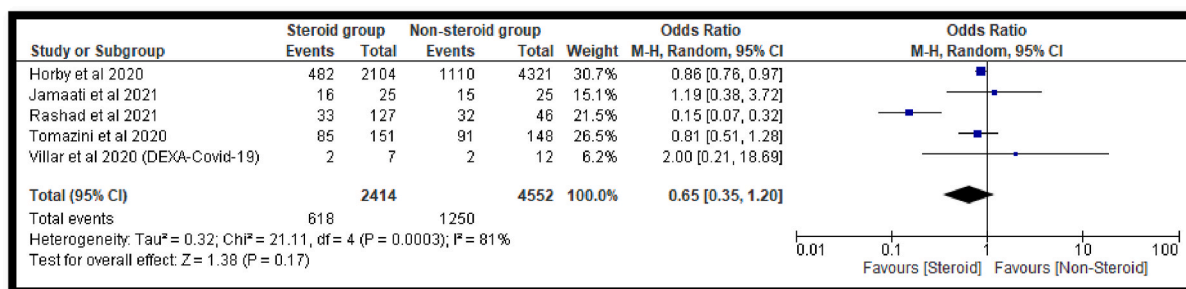


Fig. 7. Pooled analysis results using a random effect model (forest plot) with dexamethasone.

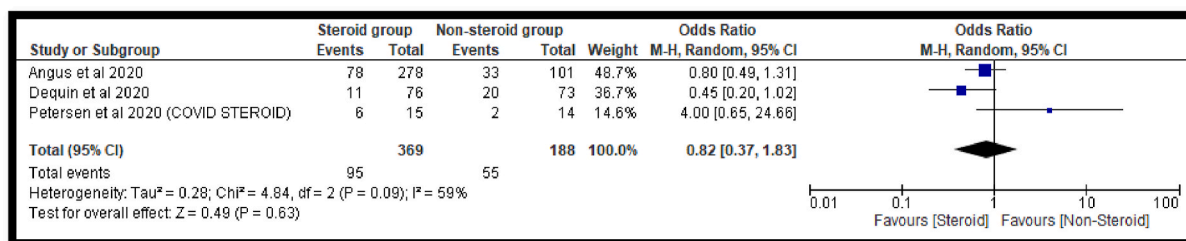


Fig. 8. Pooled analysis results using a random effect model (forest plot) with hydrocortisone.

as well as no significant reduction in duration of hospital stay of COVID-19 patients was observed. Wang et al., (2021) meta-analysis results have reported that the patients who were on steroid therapy have delayed the viral clearance time, thus, there was no significant difference in the use of steroids. Cano et al. (2021) meta-analysis results have also reported no effect (harmful or beneficial) between high and low-dose steroidal therapy. We have found a significant decrease in deaths of COVID-19 patients who are on steroids as compared to non-steroidal patients. The sensitivity analysis results also did not alter the findings of the study. The subgroup analysis results have shown a significant association of methyl-prednisolone in the reduction of deaths of COVID-19 patients, however, results with dexamethasone and hydrocortisone were found to be non-significant. Overall, to get a clear picture of individual steroids, more evidence is required.

Limitations

The study has the following limitations. The search for relevant articles has been performed on limited search engines. The articles which were published in the English language were only considered.

Conclusion

The steroids play a significant role in the decrease of demises of hospitalized COVID-19 patients.

Funding

This research did not receive any specific grant from funding agencies in the public, commercial, or not-for-profit sectors.

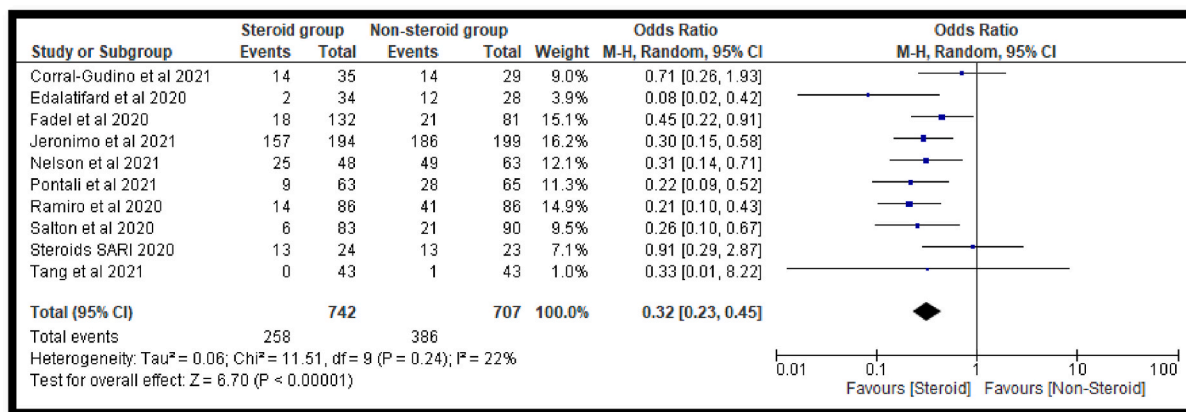


Fig. 9. Pooled analysis results using a random effect model (forest plot) with methylprednisolone.

CRediT authorship contribution statement

Manisha Thakur: Data curation, extraction, Writing – original draft, preparation. **Ashok Kumar Datusalia:** Supervision, Writing – review & editing. **Anoop Kumar:** Conceptualization, Methodology, Software, Writing – review & editing.

Declaration of competing interest

The authors declare that they have no conflict of interest.

Acknowledgments

The authors are thankful to Vice-Chancellor, Prof. R.K. Goyal, Delhi Pharmaceutical Sciences & Research University (DPSRU), New Delhi, and Director, National Institute of Pharmaceutical Education and Research (NIPER), Raebareli, India for their continuous support, motivation, and providing necessary facilities to carry out this work.

References

Allam, Z., 2020. The first 50 days of COVID-19: a detailed chronological timeline and extensive review of literature documenting the pandemic. *Surv. Covid-19 Pandemic* its Implic 1. <https://doi.org/10.1016/B978-0-12-824313-8.00001-2>.

Angus, D.C., Derde, L., Al-Beidh, F., Annane, D., Arabi, Y., Beane, A., van Bentum-Puijk, W., Berry, L., Bhimani, Z., Bonten, M., Bradbury, C., Brunkhorst, F., Buxton, M., Buzgau, A., Cheng, A.C., de Jong, M., Detry, M., Estcourt, L., Fitzgerald, M., Goossens, H., Green, C., Haniffa, R., Higgins, A.M., Horvat, C., Hullegie, S.J., Kruger, P., Lamontagne, F., Lawler, P.R., Linstrum, K., Litton, E., Lorenzi, E., Marshall, J., McAuley, D., McGlothlin, A., McGuinness, S., McVerry, B., Montgomery, S., Mouncey, P., Murthy, S., Nichol, A., Parke, R., Parker, J., Rowan, K., Sanil, A., Santos, M., Saunders, C., Seymour, C., Turner, A., van de Veerdonk, F., Venkatesh, B., Zarychanski, R., Berry, S., Lewis, R.J., McArthur, C., Webb, S.A., Gordon, A.C., Writing Committee for the REMAP-CAP Investigators, Al-Beidh, F., Angus, D., Annane, D., Arabi, Y., van Bentum-Puijk, W., Berry, S., Beane, A., Bhimani, Z., Bonten, M., Bradbury, C., Brunkhorst, F., Buxton, M., Cheng, A., De Jong, M., Derde, L., Estcourt, L., Goossens, H., Gordon, A., Green, C., Haniffa, R., Lamontagne, F., Lawler, P., Litton, E., Marshall, J., McArthur, C., McAuley, D., McGuinness, S., McVerry, B., Montgomery, S., Mouncey, P., Murthy, S., Nichol, A., Parke, R., Rowan, K., Seymour, C., Turner, A., van de Veerdonk, F., Webb, S., Zarychanski, R., Campbell, L., Forbes, A., Gattas, D., Heritier, S., Higgins, L., Kruger, P., Peake, S., Presneill, J., Seppelt, I., Trapani, T., Young, P., Bagshaw, S., Daneman, N., Ferguson, N., Misak, C., Santos, M., Hullegie, S., Pletz, M., Rohde, G., Rowan, K., Alexander, B., Basile, K., Girard, T., Horvat, C., Huang, D., Linstrum, K., Vates, J., Beasley, R., Fowler, R., McGlothlin, S., Morpeth, S., Paterson, D., Venkatesh, B., Uyeki, T., Baillie, K., Duffy, E., Fowler, R., Hills, T., Orr, K., Patanwala, A., Tong, S., Netea, M., Bihari, S., Carrier, M., Fergusson, D., Goligher, E., Haidar, G., Hunt, B., Kumar, A., Laffan, M., Lawless, P., Lother, S., McCallum, P., Middeldorp, S., McQuilten, Z., Neal, M., Pasi, J., Schutgens, R., Stanworth, S., Turgeon, A., Weissman, A., Adhikari, N., Anstey, M., Brant, E., de Man, A., Lamongne, F., Masse, M.H., Udy, A., Arnold, D., Begin, P., Charlewood, R., Chasse, M., Coyne, M., Cooper, J., Daly, J., Gosbell, I., Harvala-Simmonds, H., Hills, T., MacLennan, S., Menon, D., McDyer, J., Pridee, N., Roberts, D., Shankar-Hari, M., Thomas, H., Tinnmouth, A., Trulizi, D., Walsh, T., Wood, E., Calfee, C., O’Kane, C., Shyamsundar, M., Sinha, P., Thompson, T., Young, I., Bihari, S., Hodgson, C., Laffey, J., McAuley, D., Orford, N., Neto, A.,

Detry, M., Fitzgerald, M., Lewis, R., McGlothlin, A., Sanil, A., Saunders, C., Berry, L., Lorenzi, E., Miller, E., Singh, V., Zammit, C., van Bentum Puijk, W., Bouwman, W., Mangindaan, Y., Parker, L., Peters, S., Rietveld, I., Raymakers, K., Ganpat, R., Brillinger, N., Markgraf, R., Ainscough, K., Brickell, K., Anjum, A., Lane, J.B., Richards-Belle, A., Saull, M., Wiley, D., Bion, J., Connor, J., Gates, S., Manax, V., van der Poll, T., Reynolds, J., van Beurden, M., Effelaar, E., Schotsman, J., Boyd, C., Harland, C., Shearer, A., Wren, J., Clermont, G., Garrard, W., Kalchthaler, K., King, A., Ricketts, D., Malakoutis, S., Marroquin, O., Music, E., Quinn, K., Cate, H., Pearson, K., Collins, J., Hanson, J., Williams, P., Jackson, S., Asghar, A., Dyas, S., Sutu, M., Murphy, S., Williamson, D., Mguni, N., Potter, A., Porter, D., Goodwin, J., Rook, C., Harrison, S., Williams, H., Campbell, H., Lomme, K., Williamson, J., Sheffield, J., van’t Hoff, W., McCracken, P., Young, M., Board, J., Mart, E., Knott, C., Smith, J., Boschert, C., Affleck, J., Ramanan, M., D’Souza, R., Pateman, K., Shakih, A., Cheung, W., Kol, M., Wong, H., Shah, A., Wagh, A., Simpson, J., Duke, G., Chan, P., Cartner, B., Hunter, S., Laver, R., Shrestha, T., Regli, A., Pellicano, A., McCullough, J., Tallott, M., Kumar, N., Panwar, R., Brinkerhoff, G., Koppen, C., Cazzola, F., Brain, M., Mineall, S., Fischer, R., Biradar, V., Soar, N., White, H., Estensen, K., Morrison, L., Smith, J., Cooper, M., Health, M., Shehabi, Y., Al-Bassam, W., Hulley, A., Whitehead, C., Lowrey, J., Gresha, R., Walsham, J., Meyer, J., Harward, M., Venz, E., Williams, P., Kurenda, C., Smith, K., Smith, M., Garcia, R., Barge, D., Byrne, D., Byrne, K., Driscoll, A., Fortune, L., Janin, P., Yarad, E., Hammond, N., Bass, F., Ashelford, A., Waterson, S., Wedd, S., McNamara, R., Buhr, H., Coles, J., Schweikert, S., Wibrow, B., Rauniyar, R., Myers, E., Fysh, E., Dawda, A., Mevavala, B., Litton, E., Ferrier, J., Nair, P., Buscher, H., Reynolds, C., Santamaria, J., Barbazza, L., Homes, J., Smith, R., Murray, L., Brailsford, J., Forbes, L., Maguire, T., Mariappa, V., Smith, J., Simpson, S., Maiden, M., Bone, A., Horton, M., Salerno, T., Sterba, M., Geng, W., Depuydt, P., De Waele, J., De Bus, L., Fierens, J., Bracke, S., Reeve, B., Dechert, W., Chassé, M., Carrier, F.M., Boumahni, D., Benettaib, F., Ghamraoui, A., Bellemare, D., Cloutier, E., Francoeur, C., Lamontagne, F., D’Aragon, F., Carbonneau, E., Leblond, J., Vazquez-Grande, G., Marten, N., Wilson, M., Albert, M., Serri, K., Cavayas, A., Duplaix, M., Williams, V., Rochweg, B., Karachi, T., Oczkowski, S., Centofanti, J., Millen, T., Duan, E., Tsang, J., Patterson, L., English, S., Watpool, I., Porteous, R., Mieziotis, S., McIntyre, L., Brochard, L., Burns, K., Sandhu, G., Khalid, I., Binnie, A., Powell, E., McMillan, A., Luk, T., Aref, N., Andric, Z., Cviljevic, S., Dimoti, R., Zapalac, M., Mirkovic, G., Baršić, B., Kutleša, M., Kotarski, V., Vujaklija Brajković, A., Babel, J., Sever, H., Draglija, L., Kušan, I., Vaara, S., Pettilä, L., Heinonen, J., Kuitunen, A., Karlsson, S., Vahtera, A., Kiiski, H., Ristimäki, S., Azaiz, C., Charron, C., Godement, M., Geri, G., Vieillard-Baron, A., Pourcine, F., Monchi, M., Luis, D., Mercier, R., Sagnier, A., Verrier, N., Caplin, C., Siami, S., Aparicio, C., Vautier, S., Jebbloui, A., Fartoukh, M., Courtin, L., Labbe, V., Leparco, C., Muller, G., Nay, M.A., Kamel, T., Benzekri, D., Jacquier, S., Mercier, E., Chartier, D., Salmon, C., Dequin, P., Schneider, F., Morel, G., L’Hottelier, S., Badie, J., Berdaguer, F.D., Malfroy, S., Mezher, C., Bourgoin, C., Megarbane, B., Voicu, S., Deye, N., Malissin, I., Sutterlin, L., Guitton, C., Darreau, C., Landais, M., Chudeau, N., Robert, A., Moine, P., Heming, N., Maxime, V., Bossard, I., Nicholier, T. B., Colin, G., Zinzoni, V., Maquigneau, N., Finn, A., Kreß, G., Hoff, U., Friedrich Hinrichs, C., Nee, J., Pletz, M., Hagel, S., Ankert, J., Kolanos, S., Bloos, F., Petros, S., Pasiaka, B., Kunz, K., Appelt, P., Schütze, B., Kluge, S., Nierhaus, A., Jarczak, D., Roedel, K., Weismann, D., Frey, A., Klinikum Neukölln, V., Reill, L., Distler, M., Maselli, A., Bêlteczki, J., Magyar, I., Á, Fazekas, Kovács, S., Szőke, V., Szligieti, G., Leszkoven, J., Collins, D., Breen, P., Frohlich, S., Whelan, R., McNicholas, B., Scully, M., Casey, S., Kernan, M., Doran, P., O’Dwyer, M., Smyth, M., Hayes, L., Hoiting, O., Peters, M., Rengers, E., Evers, M., Prinsen, A., Bosch Ziekenhuis, J., Simons, K., Rozendaal, W., Polderman, F., de Jager, P., Moviat, M., Paling, A., Salet, A., Rademaker, E., Peters, A.L., de Jonge, E., Wigbers, J., Guilder, E., Butler, M., Cowdrey, K.A., Newby, L., Chen, Y., Simmonds, C., McConnochie, R., Ritzema Carter, J., Henderson, S., Van Der Heyden, K., Mehrtens, J., Williams, T., Kazemi, A., Song, R., Lai, V., Girijadevi, D., Everitt, R., Russell, R., Hacking, D., Buehner, U., Williams, E., Browne, T., Grimwade, K., Goodson, J., Keet, O., Callender, O., Martynoga, R., Trask, K., Butler, A., Schischka, L., Young, C., Lesona, E., Olatunji, S., Robertson, Y., José, N., Amaro dos Santos Catorze, T., de

- Lima Pereira, T.N.A., Neves Pessoa, L.M., Castro Ferreira, R.M., Pereira Sousa Bastos, J.M., Aysel Florescu, S., Stanciu, D., Zaharia, M.F., Kosa, A.G., Codreanu, D., Marabi, Y., Al Qasim, E., Moneer Hagazy, M., Al Swaidan, I., Arishi, H., Muñoz-Bermúdez, R., Marin-Corral, J., Salazar Degracia, A., Parrilla Gómez, F., Mateo López, M.I., Rodríguez Fernández, J., Cárcel Fernández, S., Carmona Flores, R., León López, R., de la Fuente Martos, C., Allan, A., Polgarova, P., Farahi, N., McWilliam, S., Hawcutt, D., Rad, L., O'Malley, L., Whitbread, J., Kellsall, O., Wild, L., Thrush, J., Wood, H., Austin, K., Donnelly, A., Kelly, M., O'Kane, S., McClintock, D., Warnock, M., Johnston, P., Gallagher, L.J., Mc Goldrick, C., Mc Master, M., Strzelecka, A., Jha, R., Kalogirou, M., Ellis, C., Krishnamurthy, V., Deelchand, V., Silversides, J., McGuigan, P., Ward, K., O'Neill, A., Finn, S., Phillips, B., Mullan, D., Ortez-Ruiz de Gordo, L., Thomas, M., Sweet, K., Grimmer, L., Johnson, R., Pinnell, J., Robinson, M., Gledhill, L., Wood, T., Morgan, M., Cole, J., Hill, H., Davies, M., Antcliffe, D., Templeton, M., Rojo, R., Coghlan, P., Smees, J., Mackay, E., Cort, J., Whileman, A., Spencer, T., Spittle, N., Kasipandian, V., Patel, A., Allibone, S., Genetu, R.M., Ramali, M., Ghosh, A., Bamford, P., London, E., Cawley, K., Faulkner, M., Jeffrey, H., Smith, T., Brewer, C., Gregory, J., Limb, J., Cowton, A., O'Brien, J., Nikitas, N., Wells, C., Lankester, L., Pulletz, M., Williams, P., Birch, J., Wiseman, S., Horton, S., Alegria, A., Turki, S., Elsefi, T., Crisp, N., Allen, L., McCullagh, I., Robinson, P., Hays, C., Babio-Galan, M., Stevenson, H., Khare, D., Pinder, M., Selvamoni, S., Gopinath, A., Pugh, R., Menzies, D., Mackay, C., Allan, E., Davies, G., Puxty, K., McCue, C., Cathcart, S., Hickey, P., Ireland, J., Yusuff, H., Isgro, G., Brightling, C., Bourne, M., Craner, M., Watters, M., Prout, R., Davies, L., Pegler, S., Kyeremeh, L., Arbane, G., Wilson, K., Gomm, L., Francia, F., Brett, S., Sousa Aries, S., Elin Hall, R., Budd, J., Small, C., Birch, J., Collins, E., Henning, J., Bonner, S., Hugill, K., Kirstea, E., Wilkinson, D., Karlikowski, M., Sutherland, H., Wilhelmssen, E., Woods, J., North, J., Sundaran, D., Hollos, L., Coburn, S., Walsh, J., Turms, M., Hopkins, P., Smith, J., Noble, H., Depante, M.T., Clarey, E., Laha, S., Verlander, M., Williams, A., Huckle, A., Hall, A., Cooke, J., Gardiner-Hill, C., Maloney, C., Qureshi, H., Flint, N., Nicholson, S., Southin, S., Nicholson, A., Borgatta, B., Turner-Bone, I., Reddy, A., Wilding, L., Chamara Warnapura, L., Agno Sathianathan, R., Golden, D., Hart, C., Jones, J., Bannard-Smith, J., Henry, J., Birchall, K., Pomeroy, F., Quayle, R., Makowski, A., Misztal, B., Ahmed, I., KyereDiabour, T., Naiker, C., Stewart, R., Mwaura, E., Mew, L., Wren, L., Williams, F., Innes, R., Doble, P., Hutter, J., Shovelton, C., Plumb, B., Szakmany, T., Hamlyn, V., Hawkins, N., Lewis, S., Dell, A., Gopal, S., Ganguly, S., Smallwood, A., Harris, N., Metherell, S., Lazaro, J.M., Newman, T., Fletcher, S., Nortje, J., Fottrell-Gould, D., Randell, G., Zaman, M., Elmahi, E., Jones, A., Hall, K., Mills, G., Ryalls, K., Bowler, H., Sall, J., Bourne, R., Borrill, J., Duncan, T., Lamb, T., Shaw, J., Fox, C., Moreno Cuesta, J., Xavier, K., Purohit, D., Elhassan, M., Bakthavatsalam, D., Rowland, M., Hutton, P., Bhashyal, A., Davidson, N., Hird, C., Chhablani, M., Phalod, G., Kirkby, A., Archer, S., Netherton, K., Reschreiter, H., Camsooksai, J., Patch, S., Jenkins, S., Pogson, D., Rose, S., Daly, Z., Brimfield, L., Claridge, H., Parekh, D., Bergin, C., Bates, M., Dasgin, J., McGhee, C., Sim, M., Hay, S.K., Henderson, S., Phull, M.K., Zaidi, A., Pogreban, T., Rosaroso, L.P., Harvey, D., Lowe, B., Meredith, M., Ryan, L., Hormis, A., Walker, R., Collier, D., Kimpton, S., Oakley, S., Rooney, K., Rodden, N., Hughes, E., Thomson, N., McGlynn, D., Walden, A., Jacques, N., Coles, H., Tilney, E., Vowell, E., Schuster-Bruce, M., Pitts, S., Milin, R., Purandare, L., Vampley, L., Spivey, M., Bean, S., Burt, K., Moore, L., Day, C., Gibson, C., Gordon, E., Zitter, L., Keenan, S., Baker, E., Cherian, S., Cutler, S., Roynton-Reed, A., Harrington, K., Raitthatha, A., Bauchmuller, K., Ahmad, N., Grecu, I., Trodd, D., Martin, J., Wrey Brown, C., Arias, A.M., Craven, T., Hope, D., Singleton, J., Clark, S., Rae, N., Welters, I., Hamilton, D.O., Williams, K., Waugh, V., Shaw, D., Puthucherry, Z., Martin, T., Santos, F., Uddin, R., Somerville, A., Tatham, K.C., Jhanji, S., Black, E., Dela Rosa, A., Howle, R., Tully, R., Drummond, A., Dearden, J., Philbin, J., Munt, S., Vuylsteke, A., Chan, C., Victor, S., Matsa, R., Gellamucho, M., Creagh-Brown, B., Tooley, J., Montague, L., De Beaux, F., Bullman, L., Kersiake, I., Demetriou, C., Mitchard, S., Ramos, L., White, K., Donnellon, P., Johns, M., Casey, R., Mattocks, L., Salisbury, S., Dark, P., Claxton, A., McClachlan, D., Slevin, K., Lee, S., Hulme, J., Joseph, S., Kinney, P., Senya, H.J., Oborska, A., Kayani, A., Hadebe, B., Orath Prabakaran, R., Nichols, L., Thomas, M., Worner, R., Faulkner, B., Gendall, E., Hayes, K., Hamilton-Davies, C., Chan, C., Mftuko, C., Abbas, H., Mandadapu, V., Leaver, S., Forton, D., Patel, K., Paramasivam, E., Powell, M., Gould, R., Wilby, E., Howcroft, C., Banach, D., Fernández de Pinedo Artazar, Z., Cabrerros, L., White, I., Croft, M., Holland, N., Pereira, R., Zaki, A., Johnson, D., Jackson, M., Garrard, H., Juhaz, V., Roy, A., Rostron, A., Woods, L., Cornell, S., Pillai, S., Harford, R., Rees, T., Ivatt, H., Sundara Raman, A., Davey, M., Lee, K., Barber, R., Chablani, M., Brohi, F., Jagannathan, V., Clark, M., Purvis, S., Wetherill, B., Dushianthan, A., Cusack, R., de Courcy-Golder, K., Smith, S., Jackson, S., Attwood, B., Parsons, P., Page, V., Zhao, X. B., Oza, D., Rhodes, J., Anderson, T., Morris, S., Xia, L., Tai, C., Thomas, A., Keen, A., Digby, S., Cowley, N., Wild, L., Southern, D., Reddy, H., Campbell, A., Watkins, C., Smuts, S., Touma, O., Barnes, N., Alexander, P., Felton, T., Ferguson, S., Sellers, K., Bradley-Potts, J., Yates, D., Birkinshaw, I., Kell, K., Marshall, N., Carr-Knott, L., Summers, C., 2020. Effect of hydrocortisone on mortality and organ support in patients with severe COVID-19: the REMAP-CAP COVID-19 corticosteroid domain randomized clinical trial. *J. Am. Med. Assoc.* 324, 1317–1329. <https://doi.org/10.1001/JAMA.2020.17022>.
- Cano, E.J., Fonseca Fuentes, X., Corsini Campioli, C., O'Horo, J.C., Abu Saleh, O., Odeyemi, Y., Yadav, H., Temesgen, Z., 2021. Impact of corticosteroids in coronavirus disease 2019 outcomes: systematic review and meta-analysis. *Chest* 159, 1019–1040. <https://doi.org/10.1016/J.CHEST.2020.10.054>.
- Chaudhuri, D., Sasaki, K., Karkar, A., Sharif, S., Lewis, K., Mammen, M.J., Alexander, P., Ye, Z., Lozano, L.E.C., Munch, M.W., Perner, A., Du, B., Mbuagbaw, L., Alhazzani, W., Pastores, S.M., Marshall, J., Lamontagne, F., Annane, D., Gu, Meduri, R., 2021. Corticosteroids in COVID-19 and non-COVID-19 ARDS: a systematic review and meta-analysis. *Intensive Care Med.* 47, 521–537. <https://doi.org/10.1007/S00134-021-06394-2>.
- Corral-Gudino, L., Bahamonde, A., Arnaiz-Revillas, F., Gómez-Barquero, J., Abadía-Otero, J., García-Ibarbia, C., Mora, V., Cerezo-Hernández, A., Hernández, J.L., López-Muñoz, G., Hernández-Blanco, F., Cifrián, J.M., Olmos, J.M., Carrascosa, M., Nieto, L., Fariñas, M.C., Riancho, J.A., 2021. Methylprednisolone in adults hospitalized with COVID-19 pneumonia: an open-label randomized trial (GLUCOCOVID). *Wien Klin. Wochenschr.* 133, 303–311. <https://doi.org/10.1007/S00508-020-01805-8>.
- Dequin, P.F., Heming, N., Meziani, F., Plantefève, G., Voiriot, G., Badié, J., François, B., Aubron, C., Ricard, J.D., Ehrmann, S., Jouan, Y., Guillon, A., Leclerc, M., Coffre, C., Bourgoin, H., Lengellé, C., Caille-Fénérol, C., Tavernier, E., Zohar, S., Giraudeau, B., Annane, D., Le Gouge, A., 2020. Effect of hydrocortisone on 21-day mortality or respiratory support among critically ill patients with COVID-19: a randomized clinical trial. *J. Am. Med. Assoc.* 324, 1298–1306. <https://doi.org/10.1001/JAMA.2020.16761>.
- Edalatfard, M., Akhtari, M., Salehi, M., Naderi, Z., Jamshidi, A., Mostafaei, S., Najafzadeh, S.R., Farhadi, E., Jalili, N., Esfahani, M., Rahimi, B., Kazemzadeh, H., Mahmoodi Aliabadi, M., Ghazanfari, T., Sattarian, M., Ebrahimi Louyeh, H., Raeeskarami, S.R., Jamalimoghdamshahkhalil, S., Khajavirad, N., Mahmoudi, M., Rostamian, A., 2020. Intravenous methylprednisolone pulse as a treatment for hospitalised severe COVID-19 patients: results from a randomised controlled clinical trial. *Eur. Respir. J.* 56, 2002808. <https://doi.org/10.1183/13993003.02808-2020>.
- Fadel, R., Morrison, A.R., Vahia, A., Smith, Z.R., Chaudhry, Z., Bhargava, P., Miller, J., Kenney, R.M., Alangaden, G., Ramesh, S., 2020. Early short-course corticosteroids in hospitalized patients with COVID-19. *Clin. Infect. Dis.* 71, 2114–2120. <https://doi.org/10.1093/CID/CIAA601>.
- Fagone, P., Ciarleo, R., Lombardo, S.D., Iacobello, C., Palermo, C.I., Shoenfeld, Y., Bendtzen, K., Bramanti, P., Nicoletti, F., 2020. Transcriptional landscape of SARS-CoV-2 infection dismantles pathogenic pathways activated by the virus, proposes unique sex-specific differences and predicts tailored therapeutic strategies. *Autoimmun. Rev.* 19, 102571. <https://doi.org/10.1016/J.AUTREV.2020.102571>.
- Horby, P., Lim, W.S., Emberson, J.R., Mafham, M., Bell, J.L., Linsell, L., Staplin, N., Brightling, C., Ustianowski, A., Elmahi, E., Prudon, B., Green, C., Felton, T., Chadwick, D., Rege, K., Fegan, C., Chappell, L.C., Faust, S.N., Jaki, T., Jeffery, K., Montgomery, A., Rowan, K., Juszczak, E., Baillie, J.K., Haynes, R., Landray, M.J., 2021. Dexamethasone in hospitalized patients with covid-19. *N. Engl. J. Med.* 384, 693–704. <https://doi.org/10.1056/NEJM0A2021436>.
- Indian Council of Medical Research (ICMR), 2021. Clinical guidance for management of COVID-19 patients. Available at: <https://www.icmr.gov.in/pdf/covid/techdoc>. Accessed on 1st May 2021.
- Jamaati, H., Hashemian, S.M., Farzanegan, B., Malekmohammad, M., Tabarsi, P., Marjani, M., Moniri, A., Abtahian, Z., Haseli, S., Mortaz, E., Dastan, A., Mohamadnia, A., Vahedi, A., Monjazebi, F., Yassari, F., Fadaeizadeh, L., Saffaei, A., Dastan, F., 2021. No clinical benefit of high dose corticosteroid administration in patients with COVID-19: a preliminary report of a randomized clinical trial. *Eur. J. Pharmacol.* 897, 173947. <https://doi.org/10.1016/J.EJPHAR.2021.173947>.
- Jerónimo, C.M.P., Farias, M.E.L., Val, F.F.A., Sampaio, V.S., Alexandre, M.A.A., Melo, G. C., Safe, I.P., Borba, M.G.S., Netto, R.L.A., Maciel, A.B.S., Neto, J.R.S., Oliveira, L.B., Figueiredo, E.F.G., Oliveira Dinelly, K.M., de Almeida Rodrigues, M.G., Brito, M., Mourão, M.P.G., Pivoto João, G.A., Hajjar, L.A., Bassat, Q., Romero, G.A.S., Naveca, F.G., Vasconcelos, H.L., de Araújo Tavares, M., Brito-Sousa, J.D., Costa, F.T. M., Nogueira, M.L., Baía-da-Silva, D.C., Xavier, M.S., Monteiro, W.M., Lacerda, M.V. G., 2021. Methylprednisolone as adjunctive therapy for patients hospitalized with coronavirus disease 2019 (COVID-19; metcovid): a randomized, double-blind, phase IIb, placebo-controlled trial. *Clin. Infect. Dis.* 72, e373–e381. <https://doi.org/10.1093/CID/CIAA1177>.
- Jha, N.K., Jeyaraman, M., Rachamalla, M., Ojha, S., Dua, K., Chellappan, D.K., Muthu, S., Sharma, A., Jha, S.K., Jain, R., Jeyaraman, N., Gs, P., Satyam, R., Khan, F., Pandey, P., Verma, N., Singh, S.K., Roychoudhury, S., Dhoolpuria, S., Ruokolainen, J., Kesari, K.K., 2021. Current understanding of novel coronavirus: molecular pathogenesis, diagnosis, and treatment approaches, 2021 *Immuno* 1, 30–66. <https://doi.org/10.3390/IMMUNO1010004>, 30–66 1.
- Kalfaoglu, B., Almeida-Santos, J., Tye, C.A., Satou, Y., Ono, M., 2020. T-cell hyperactivation and paralysis in severe COVID-19 infection revealed by single-cell analysis. *Front. Immunol.* 11 <https://doi.org/10.3389/FIMMUN.2020.589380>.
- Liu, J., Zhang, S., Dong, X., Li, Z., Xu, Q., Feng, H., Cai, J., Huang, S., Guo, J., Zhang, L., Chen, Y., Zhu, W., Du, H., Liu, Y., Wang, T., Chen, L., Wen, Z., Annane, D., Qu, J., Chen, D., 2020. Corticosteroid treatment in severe COVID-19 patients with acute respiratory distress syndrome. *J. Clin. Invest.* 130, 6417–6428. <https://doi.org/10.1172/JCI140617>.
- Mauvais-Jarvis, F., 2021. Do anti-androgens have potential as therapeutics for COVID-19? *Endocrinology* 162. <https://doi.org/10.1210/ENDOCR/BQAB114>.
- Nelson, B.C., Laracy, J., Shoucri, S., Dietz, D., Zuckler, J., Patel, N., Sobieszczyk, M.E., Kubin, C.J., Gomez-Simmonds, A., 2021. Clinical outcomes associated with methylprednisolone in mechanically ventilated patients with COVID-19. *Clin. Infect. Dis.* 72, e367–e372. <https://doi.org/10.1093/CID/CIAA1163>.
- Ooi, S.T., Parthasarathy, P., Lin, Y., Nallakuruppan, V.D., Ng, S., Tan, T.C., Low, S., Tang, T., 2020. Antivirals with adjunctive corticosteroids prevent clinical progression of early coronavirus 2019 pneumonia: a retrospective cohort study. *Open forum Infect. Dis.* 7 <https://doi.org/10.1093/OFID/OFAA486>.
- Pasin, L., Navalesi, P., Zangrillo, A., Kuzovlev, A., Likhvantsev, V., Hajjar, L.A., Fresilli, S., Lacerda, M.V.G., Landoni, G., 2021. Corticosteroids for patients with coronavirus disease 2019 (COVID-19) with different disease severity: a meta-analysis of randomized clinical trials. *J. Cardiothorac. Vasc. Anesth.* 35, 578–584. <https://doi.org/10.1053/J.JVCA.2020.11.057>.

- Patoulis, D., Doumas, M., Papadopoulos, C., Karagiannis, A., 2021. Janus kinase inhibitors and major COVID-19 outcomes: time to forget the two faces of Janus! A meta-analysis of randomized controlled trials. *Clin. Rheumatol.* 1 <https://doi.org/10.1007/S10067-021-05884-4>.
- Petersen, M.W., Meyhoff, T.S., Helleberg, M., Kjaer, M.N., Granholm, A., Hjortso, C.J.S., Jensen, T.S., Møller, M.H., Hjortrup, P.B., Wetterslev, M., Vesterlund, G.K., Russell, L., Jørgensen, V.L., Tjelle, K., Benfield, T., Ulrik, C.S., Andreasen, A.S., Mohr, T., Bestle, M.H., Poulsen, L.M., Hitz, M.F., Hildebrandt, T., Knudsen, L.S., Møller, A., Sølling, C.G., Brøchner, A.C., Rasmussen, B.S., Nielsen, H., Christensen, S., Strøm, T., Cronhjort, M., Wahlin, R.R., Jakob, S., Ciocari, L., Venkatesh, B., Hammond, N., Jha, V., Myatra, S.N., Gluud, C., Lange, T., Perner, A., 2020. Low-dose hydrocortisone in patients with COVID-19 and severe hypoxia (COVID STEROID) trial-Protocol and statistical analysis plan. *Acta Anaesthesiol. Scand.* 64, 1365–1375. <https://doi.org/10.1111/AAS.13673>.
- Pontali, E., Volpi, S., Signori, A., Antonucci, G., Castellana, M., Buzzi, D., Montale, A., Busstaffa, M., Angelelli, A., Caorsi, R., Giambro, E., Bobbio, N., Feasi, M., Gueli, I., Tricceri, F., Calautti, F., Castagnola, E., Moscatelli, A., Rollandi, G.A., Ravelli, A., Cassola, G., Sormani, M.P., Gattorno, M., 2021. Efficacy of early anti-inflammatory treatment with high doses of intravenous anakinra with or without glucocorticoids in patients with severe COVID-19 pneumonia. *J. Allergy Clin. Immunol.* 147, 1217–1225. <https://doi.org/10.1016/J.JACI.2021.01.024>.
- Pulakurthi, Y.S., Pederson, J.M., Saravu, K., Gupta, N., Balasubramanian, P., Kamrowski, S., Schmidt, M., Vegivinti, C.T.R., Dibas, M., Reiersen, N.L., Pisipati, S., Joseph, B.A., Selvan, P.T., Dmytriv, A.A., Keesari, P.R., Sriram, V., Chittajallu, S., Brinjikji, W., Katamreddy, R.R., Chibbar, R., Davis, A.R., Malpe, M., Mishra, H.K., Kallmes, K.M., Hassan, A.E., Evanson, K.W., 2021. Corticosteroid therapy for COVID-19: a systematic review and meta-analysis of randomized controlled trials. *Medicine (Baltim.)* 100. <https://doi.org/10.1097/MD.00000000000025719>.
- Rahman, M.R., Islam, T., Shahjaman, M., Islam, M.R., Lombardo, S.D., Bramanti, P., Ciurleo, R., Bramanti, A., Tchobanov, A., Fiscaro, F., Fagone, P., Nicoletti, F., Pennisi, M., 2021. Discovering common pathogenetic processes between COVID-19 and diabetes mellitus by differential gene expression pattern analysis. *Briefings Bioinf.* 2021, 1–12. <https://doi.org/10.1093/BIB/BBAB262>.
- Ramiro, S., Mostard, R.L.M., Magro-Checa, C., van Dongen, C.M.P., Dormans, T., Buijs, J., Gronenschild, M., de Kruijff, M.D., van Haren, E.H.J., van Kraaij, T., Leers, M.P.G., Peeters, R., Wong, D.R., Landewé, R.B.M., 2020. Historically controlled comparison of glucocorticoids with or without tocilizumab versus supportive care only in patients with COVID-19-associated cytokine storm syndrome: results of the CHIC study. *Ann. Rheum. Dis.* 79, 1143–1151. <https://doi.org/10.1136/ANNRHEUMDIS-2020-218479>.
- Ranjbar, K., Moghadami, M., Mirahmadizadeh, A., Fallahi, M.J., Khaloo, V., Shahriarirad, R., Erfani, A., Khodamoradi, Z., Gholampoor Saadi, M.H., 2021. Methylprednisolone or dexamethasone, which one is superior corticosteroid in the treatment of hospitalized COVID-19 patients: a triple-blinded randomized controlled trial. *BMC Infect. Dis.* 21 <https://doi.org/10.1186/S12879-021-06045-3>.
- Rashad, A., Mousa, S., Nafady-Hego, H., Nafady, A., Elgendy, H., 2021. Short term survival of critically ill COVID-19 Egyptian patients on assisted ventilation treated by either Dexamethasone or Tocilizumab. *Sci. Rep.* 11 <https://doi.org/10.1038/S41598-021-88086-X>.
- Salton, F., Confalonieri, P., Gu, Meduri, Santus, P., Harari, S., Scala, R., Lanini, S., Vertui, V., Oggioni, T., Caminati, A., Patrino, V., Tamburrini, M., Scartabellati, A., Parati, M., Villani, M., Radovanovic, D., Tomassetti, S., Ravaglia, C., Poletti, V., Vianello, A., Gaccione, A.T., Guidelli, L., Raccanelli, R., Lucernoni, P., Lacedonia, D., Foschino Barbaro, M.P., Centanni, S., Mondoni, M., Davi, M., Fantin, A., Cao, X., Torelli, L., Zucchetto, A., Montico, M., Casarin, A., Romagnoli, M., Gasparini, S., Bonifazi, M., D'Agaro, P., Marcello, A., Licastro, D., Ruaro, B., Volpe, M.C., Umberger, R., Confalonieri, M., 2020. Prolonged low-dose methylprednisolone in patients with severe COVID-19 pneumonia. *Open forum Infect. Dis.* 7 <https://doi.org/10.1093/OFID/OFAA421>.
- Sarkar, S., Khanna, P., Soni, K.D., 2021. Are the steroids a blanket solution for COVID-19? A systematic review and meta-analysis. *J. Med. Virol.* 93, 1538–1547. <https://doi.org/10.1002/jmv.26483>.
- Sarma, P., Bhattacharyya, A., Kaur, H., Prajapat, M., Prakash, A., Kumar, S., Bansal, S., Kirubakaran, R., Reddy, D.H., Muktesh, G., Kaushal, K., Sharma, S., Shekhar, N., Avti, P., Thota, P., Medhi, B., 2020. Efficacy and safety of steroid therapy in COVID-19: a rapid systematic review and meta-analysis. *Indian J. Pharmacol.* 52, 535. https://doi.org/10.4103/IJP.IJP.1146_20.
- Singhal, T., 2020. A review of coronavirus disease-2019 (COVID-19). *Indian J. Pediatr.* 87, 281–286. <https://doi.org/10.1007/S12098-020-03263-6>.
- Sterne, J.A.C., Murthy, S., Diaz, J.V., Slutsky, A.S., Villar, J., Angus, D.C., Annane, D., Azevedo, L.C.P., Berwanger, O., Cavalcanti, A.B., Dequin, P.F., Du, B., Emberson, J., Fisher, D., Giraudeau, B., Gordon, A.C., Granholm, A., Green, C., Haynes, R., Heming, N., Higgins, J.P.T., Horby, P., Jüni, P., Landray, M.J., Le Gouge, A., Leclerc, M., Lim, W.S., Machado, F.R., McArthur, C., Meziani, F., Møller, M.H., Perner, A., Petersen, M.W., Savovic, J., Tomazini, B., Veiga, V.C., Webb, S., Marshall, J.C., 2020. Association between administration of systemic corticosteroids and mortality among critically ill patients with COVID-19: a meta-analysis. *J. Am. Med. Assoc.* 324, 1330–1341. <https://doi.org/10.1001/JAMA.2020.17023>.
- Steroid Sari, 2020. Glucocorticoid therapy for COVID-19 critically ill patients with severe acute respiratory failure. Trial number: NCT04244591. Available at: <https://clinicaltrials.gov/>. Accessed on 22nd July 2021.
- Sunkara, H., Dewan, S.M.R., 2021. Coronavirus disease-2019: a review on the disease exacerbation via cytokine storm and concurrent management. *Int. Immunopharm.* 99 <https://doi.org/10.1016/J.INTIMP.2021.108049>.
- Tang, X., Feng, Y.M., Ni, J.X., Zhang, J.Y., Liu, L.M., Hu, K., Wu, X.Z., Zhang, J.X., Chen, J.W., Zhang, J.C., Su, J., Li, Y.L., Zhao, Y., Xie, J., Ding, Z., He, X.L., Wang, W., Jin, R.H., Shi, H.Z., Sun, B., 2021. Early use of corticosteroid may prolong SARS-CoV-2 shedding in non-intensive care unit patients with COVID-19 pneumonia: a multicenter, single-blind, randomized control trial. *Respiration* 100, 116–126. <https://doi.org/10.1159/000512063>.
- Tomazini, B.M., Maia, I.S., Cavalcanti, A.B., Berwanger, O., Rosa, R.G., Veiga, V.C., Avezum, A., Lopes, R.D., Bueno, F.R., Silva, M.V.A.O., Baldassare, F.P., Costa, E.L.V., Moura, R.A.B., Honorato, M.O., Costa, A.N., Damiani, L.P., Lisboa, T., Kawano-Dourado, L., Zampieri, F.G., Olivato, G.B., Righy, C., Amendola, C.P., Roepke, R.M. L., Freitas, D.H.M., Forte, D.N., Freitas, F.G.R., Fernandes, C.C.F., Melro, L.M.G., Junior, G.F.S., Morais, D.C., Zung, S., Machado, F.R., Azevedo, L.C.P., 2020. Effect of dexamethasone on days alive and ventilator-free in patients with moderate or severe acute respiratory distress syndrome and COVID-19: the CoDEX randomized clinical trial. *JAMA. J. Am. Med. Assoc.* 324, 1307–1316. <https://doi.org/10.1001/JAMA.2020.17021>.
- Van Paassen, J., Vos, J.S., Hoekstra, E.M., Neumann, K.M.I., Boot, P.C., Arbous, S.M., 2020. Corticosteroid use in COVID-19 patients: a systematic review and meta-analysis on clinical outcomes. *Crit. Care* 24, 696. <https://doi.org/10.1186/S13054-020-03400-9>.
- Vanderbeke, L., Van Mol, P., Van Herck, Y., De Smet, F., Humblet-Baron, S., Martinod, K., Antoran, A., Arijis, I., Boeckx, B., Bosisio, F.M., Casaer, M., Dauwe, D., De Wever, W., Dooms, C., Dreesen, E., Emmeneel, A., Filtjens, J., Gouwy, M., Gunst, J., Hermans, G., Jansen, S., Lagrou, K., Liston, A., Lorent, N., Meersseman, P., Mercier, T., Neys, J., Odent, J., Panovska, D., Penttilä, P.A., Pollet, E., Proost, P., Qian, J., Quintelier, K., Raes, J., Rex, S., Saey, Y., Sprooten, J., Tejpar, S., Testelmans, D., Thevissen, K., Van Buyten, T., Vandenhautte, J., Van Gassen, S., Velásquez Pereira, L.C., Vos, R., Weynand, B., Wilmer, A., Yserbyt, J., Garg, A.D., Matthys, P., Wouters, C., Lambrechts, D., Wauters, E., Wauters, J., 2021. Monocyte-driven atypical cytokine storm and aberrant neutrophil activation as key mediators of COVID-19 disease severity. *Nat. Commun.* 12, 4117. <https://doi.org/10.1038/S41467-021-24360-W>.
- Villar, J., Anón, J.M., Ferrando, C., Aguilar, G., Muñoz, T., Ferreres, J., Ambrós, A., Aldecoa, C., Suárez-Sipmann, F., Thorpe, K.E., Jüni, P., Slutsky, A.S., Ferrando, C., Mellado-Artigas, R., Fernández, J., Hernández, M., Castellá, M., Castro, P., Badia, J. R., Aguilar, G., Carbonell, J.A., Badenes, R., Tornero, C., Ferreres, J., Blasco, M.L., Carbonell, N., Serrano, A., Juan, M., Gómez-Herreras, J.I., López, M.L., Ambrós, A., Martín, C., Del Campo, R., Puig-Bernabeu, J., Ferrer, C., De Andrés, J., Muñoz, T., Serna-Grande, P., Tamayo, G., Martínez-Ruiz, A., Bilbao-Villasante, I., Villar, J., Fernández, R.L., Calvo, C.P., Vidal, A., Anón, J.M., Figueira, J.C., Asensio, M.J., Maseda, E., Suárez-Sipmann, F., Ramasco, F., Varela-Durán, M., Díaz-Parada, P., Trenado-Álvarez, J., Fernández, M.M., Aldecoa, C., Rico-Feijoo, J., Fernández, L., Sánchez-Ballesteros, J., Blanco-Schweizer, P., Martínez, D., Soler, J.A., Slutsky, A.S., Jüni, P., Thorpe, K.E., Thomas, R., Wysocki, K., De Verno, P., Lakhanpal, G., Juando-Prats, C., 2020. Efficacy of dexamethasone treatment for patients with the acute respiratory distress syndrome caused by COVID-19: study protocol for a randomized controlled superiority trial. *Trials* 21, 717. <https://doi.org/10.1186/S13063-020-04643-1>.
- Wang, J., Yang, W., Chen, P., Guo, J., Liu, R., Wen, P., Li, K., Lu, Y., Ma, T., Li, X., Qin, S., Zhang, Y., Wang, Y., 2021. The proportion and effect of corticosteroid therapy in patients with COVID-19 infection: a systematic review and meta-analysis. *PLoS One* 16, e0249481. <https://doi.org/10.1371/JOURNAL.PONE.0249481>.
- World Health Organization (WHO), 2020. Clinical management of severe acute respiratory infection (SARI) when COVID-19 disease is suspected: interim guidance, 13th March 2020. Available at: <https://apps.who.int/iris/handle/10665/331446>. Accessed on 9th April 2021.
- Yan, T., Xiao, R., Wang, N., Shang, R., Lin, G., 2021. Obesity and severe coronavirus disease 2019: molecular mechanisms, paths forward, and therapeutic opportunities. *Theranostics* 11, 8234–8253. <https://doi.org/10.7150/THNO.59293>.