




 Cite this: *RSC Adv.*, 2021, 11, 13722

 Received 5th August 2020  
 Accepted 9th February 2021

DOI: 10.1039/d0ra06744j

[rsc.li/rsc-advances](http://rsc.li/rsc-advances)

# An aza-Diels–Alder approach to chlorinated quinolines, benzoquinolines, and polybenzoquinolines†

 Juhwan Kim,<sup>a</sup> Mehran J. Umerani,<sup>b</sup> Reina Kurakake,<sup>b</sup> Huiting Qin,<sup>a</sup> Joseph W. Ziller,<sup>c</sup> Alon A. Gorodetsky <sup>\*abc</sup> and Young S. Park <sup>\*ad</sup>

Quinolines and quinoline-containing macromolecules are renowned for their valuable biological activities and excellent materials properties. Herein, we validate a general strategy for the synthesis of chloro-containing quinoline, benzoquinoline and polybenzoquinoline variants *via* the aza-Diels–Alder reaction. The described findings could be ultimately implemented in other synthetic pathways and may open new opportunities for analogous quinoline-derived materials.

## 1 Introduction

Quinolines and quinoline-containing macromolecules have been studied for over a century because of their desirable biological activities and favourable combinations of materials properties.<sup>1–12</sup> In particular, quinoline-containing molecules are famous for their strong antimalarial activity and for their critical roles in anticancer drug development.<sup>1–6</sup> Moreover, quinoline-derived macromolecules have found applications as active materials in organic electronic devices, stable heat-resistant coatings in packaging, and fluorescent probes in various sensing schemes.<sup>7–18</sup> As such, substantial effort has focused on the preparation of quinolines and quinoline-based polymers, with the former often synthesized *via* the Combes, Conrad–Limpach, Skraup, Doebner–Miller, Friedländer, Pfitzinger, or Povarov reactions<sup>19–25</sup> and the latter primarily synthesized *via* Suzuki, Sonogashira, oxidative coupling, Friedländer, or Povarov polymerization methodologies.<sup>7,8,10,26–35</sup> Given the importance and value of quinolines and their derivatives, there exists powerful motivation for the continued improvement and refinement of the aforementioned synthetic strategies.

Within the context of quinoline-based materials, our laboratory has focused on developing and implementing various

synthetic strategies<sup>34–40</sup> that leverage the Povarov reaction.<sup>21,41–43</sup> This classic reaction employs an electron-deficient diene (*e.g.*, an aryl imine formed from an aniline and a benzaldehyde) and an electron-rich conjugated dienophile (*e.g.*, an alkyne).<sup>42,43</sup> The diene coordinates with a Lewis acid and reacts with the dienophile in a formal aza-Diels–Alder [4+2]-cycloaddition, with the resulting dihydro intermediate oxidized to generate a quinoline moiety.<sup>42,43</sup> To date, we have used the Povarov reaction to synthesize quinolines and benzoquinolines (in typical yields of >60%) as well as polyquinolines and polybenzoquinolines (in more modest yields of ~8% to ~34%).<sup>34–36</sup> These materials have demonstrated interesting photophysical properties and have been envisioned as both model compounds and polymeric precursors for nitrogen-doped graphene nanoribbons.<sup>34–36</sup> Moreover, we have used the Povarov reaction to synthesize biquinolines and diquinolineanthracenes (in typical yields of >60%) as well as polybiquinolines and polydiquinolineanthracenes (in variable yields of ~9% to ~87%).<sup>37–40</sup> These materials have demonstrated promising electronic and electrochemical characteristics and have been converted into nitrogen-containing tetrabenzopentacenes and nitrogen-doped graphene nanoribbons.<sup>37–40</sup> In general, our Povarov-based methodology has required few steps and mild conditions, featured excellent regioselectivity, enabled the incorporation of a variety of substituents, readily yielded crowded and congested molecular architectures, and afforded polymers with otherwise challenging-to-access connectivities.<sup>34–40</sup> However, in our previous studies, we have not explored the installation of synthetically-valuable chloro functional groups for a wide range of quinoline derivatives and quinoline-based macromolecules.

Herein, we conceived building upon the previous efforts with regard to the synthesis of quinolines, benzoquinolines, and polybenzoquinolines and establishing generalizable straightforward routes to these molecules' and polymers' chlorinated

<sup>a</sup>Department of Chemical and Biomolecular Engineering, University of California, Irvine, Irvine, CA 92697, USA. E-mail: [alon.gorodetsky@uci.edu](mailto:alon.gorodetsky@uci.edu)

<sup>b</sup>Department of Materials Science and Engineering, University of California, Irvine, Irvine, CA 92697, USA

<sup>c</sup>Department of Chemistry, University of California, Irvine, Irvine, CA 92697, USA

<sup>d</sup>Department of Chemistry, Ulsan National Institute of Science and Technology (UNIST), 50 UNIST-gil, Ulsan, 44919, Republic of Korea. E-mail: [youngspark@unist.ac.kr](mailto:youngspark@unist.ac.kr)

† Electronic supplementary information (ESI) available. CCDC 2021146. For ESI and crystallographic data in CIF or other electronic format see DOI: 10.1039/d0ra06744j



variants. As such, we pictured synthesizing a series of quinolines with variable moieties at their 2 positions and chloro groups at their 5 positions, as illustrated in Fig. 1a. Furthermore, we envisaged synthesizing multiple crowded benzoquinoline derivatives with chloro groups at their 5 positions, as illustrated in Fig. 1b. Last, we envisioned synthesizing congested polybenzoquinolines featuring substituted outer peripheries and chloro group-functionalized interiors, as illustrated in Fig. 1c. We theorized that the successful preparation of these targets would have the potential to open new opportunities for quinoline-derived systems.

## 2 Results

We began our efforts by leveraging the aza-Diels–Alder (Povarov) reaction for the preparation of a series of chlorinated quinolines under standard conditions, as shown in Fig. 2.<sup>34–40</sup> First, we reacted 5-chloro-2-methylaniline with various commercially-available benzaldehyde derivatives (with glacial acetic acid as the catalyst and toluene as the solvent), obtaining aldimines **1a–1f** in reasonable yields of  $\geq 60\%$  (Fig. 2 and S1–S12†). Next, we reacted 1-ethynynaphthalene with each of the isolated aldimines **1a–1f** (in the presence of molecular sieves and with  $\text{BF}_3 \cdot \text{OEt}_2$  as the Lewis acid mediator, chloranil as the oxidant, and chloroform as the solvent), obtaining functionalized quinolines **2a–2f** in moderate to good yields of between  $\sim 26\%$  and  $\sim 89\%$  (Fig. 2 and S13, S24†). Notably, our reaction conditions furnished only the desired regioisomers, in analogy to previous findings for quinolines and biquinolines.<sup>34,37</sup> Moreover, the protocol enabled the installation of electron withdrawing group-modified, electron donating group-modified, or sterically-hindered aryl substituents. However, we found some variability in the reaction yields for the aldimines and quinolines, which could not be easily rationalized by considering electronic/steric effects and likely arose from differences in solubility and/or ease of purification. Nonetheless, the described strategy readily afforded chlorinated quinolines in

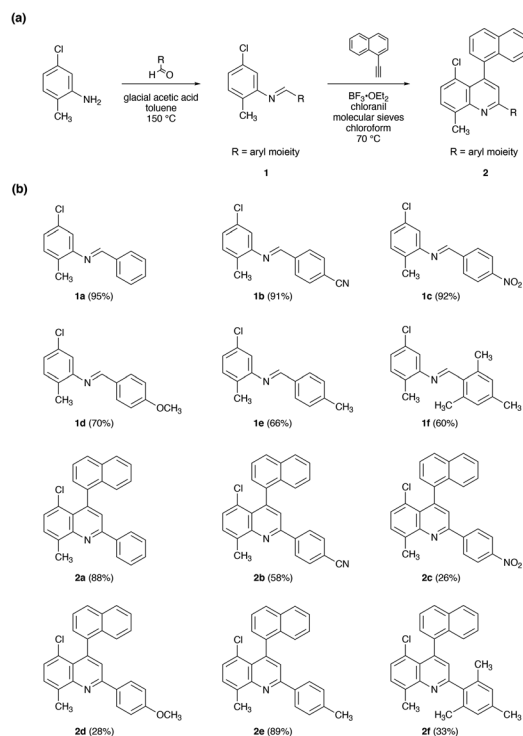


Fig. 2 (a) General synthesis of chlorinated quinoline derivatives substituted with different aryl moieties. (b) The chemical structures of aldimines **1a–1f** and chlorinated quinolines **2a–2f**.

two synthetic steps from commercial reagents under mild reaction conditions.

To broaden the utility of our approach, we evaluated the preparation of chlorinated quinolines *via* an alternative procedure under modified Povarov reaction conditions (see Experimental).<sup>34–40</sup> Towards this end, we focused our efforts on 5-chloro-8-methyl-4-(naphthalen-1-yl)-2-(*p*-tolyl)quinoline **2e**, which initially had been obtained in the highest yield of  $\sim 89\%$ . First, we reacted 5-chloro-2-methylaniline with 4-methylbenzaldehyde (with *p*-toluenesulfonic acid (PTSA) as the catalyst and benzene as the solvent), obtaining aldimine **1e** in a good yield of  $\sim 74\%$ . Next, we reacted 1-ethynynaphthalene with the isolated aldimine **1e** (in the absence of molecular sieves and with  $\text{BF}_3 \cdot \text{OEt}_2$  as the Lewis acid mediator, chloranil as the oxidant, and toluene as the solvent), obtaining functionalized quinoline **2e** in a good yield of  $\sim 75\%$ . Notably, these comparatively simplified reaction conditions, which did not require molecular sieves and used only aromatic solvents, *i.e.*, toluene and benzene, again readily furnished the desired regioisomer in high overall yield. Consequently, we anticipated that the described alternative approach could facilitate the synthesis of larger and thus likely less soluble pi-conjugated systems.

To enable the preparation of chlorinated benzoquinolines and polybenzoquinolines, we next synthesized multiple functionalized naphthalene derivatives, as shown in Scheme 1. Initially, we directly chlorinated commercially-available 4-nitronaphthalen-1-amine according to reported protocols,<sup>44</sup> furnishing 2-chloro-4-nitronaphthalen-1-amine **3** in a high yield

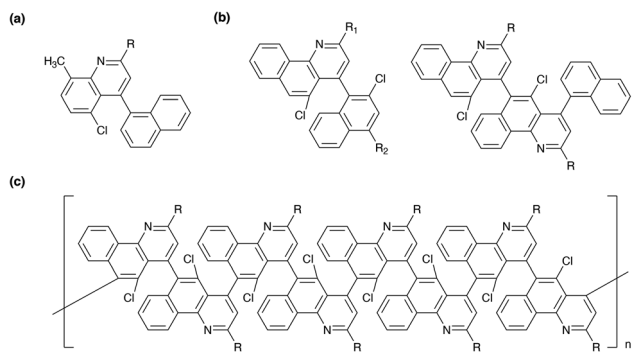
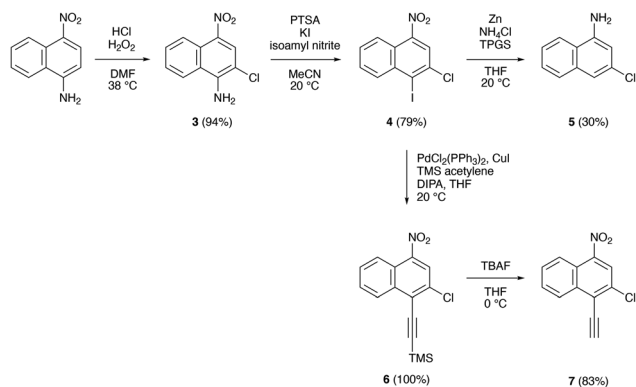


Fig. 1 (a) The general chemical structure of the proposed chlorinated quinolines. (b) The general chemical structures of the proposed chlorinated benzoquinolines. (c) The general chemical structure of the proposed chlorinated polybenzoquinolines. Note that the pendant R groups are variable in each instance.



**Scheme 1** The synthesis of functionalized naphthalene derivatives **5**, **6**, and **7**, as starting materials for chlorinated benzoquinolines and polybenzoquinolines. PTSA (*p*-toluenesulfonic acid). TPGS (*DL*- $\alpha$ -tocopherol methoxypolyethylene glycol succinate).

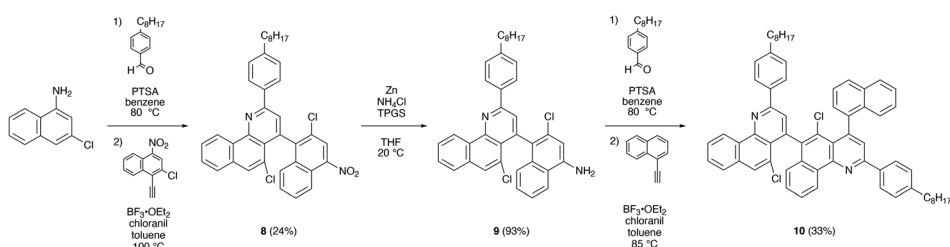
of ~94 % (Scheme 1 and Fig. S25<sup>†</sup>). We then selectively converted **3**'s amine group to an iodo group by following well-known procedures with slight modifications,<sup>45</sup> furnishing 2-chloro-1-iodo-4-nitronaphthalene **4** in a good yield of ~79% (Scheme 1 and Fig. S26, S27<sup>†</sup>) (note that the identity of **4** was further confirmed *via* X-ray crystallography, as described in the ESI<sup>†</sup>). In one subsequent procedure, we simultaneously removed **4**'s iodo group and converted **4**'s nitro group to an amine by means of a Zn-mediated reduction reaction,<sup>46</sup> obtaining 3-chloronaphthalen-1-amine **5** in a moderate yield of ~30% (Scheme 1 and Fig. S28, S29<sup>†</sup>). In a parallel subsequent procedure, we coupled **4**'s iodo group and trimethylsilylacetylene (TMS acetylene) in a Sonogashira reaction,<sup>47</sup> obtaining ((2-chloro-4-nitronaphthalen-1-yl)ethynyl)trimethylsilane **6** in quantitative yield (Scheme 1 and Fig. S30, S31<sup>†</sup>), and we then further deprotected **6**, *i.e.*, removed the TMS group, with tetrabutylammonium fluoride (TBAF) under routine conditions, obtaining ethylnaphthalene **7** in a high yield of ~83% (Scheme 1 and Fig. S32, S33<sup>†</sup>). Altogether, our minimalist strategy produced the key starting materials required for the synthesis of chlorinated benzoquinolines and polybenzoquinolines.

With our naphthalene starting materials in hand, we synthesized chlorinated benzoquinolines by leveraging the aza-Diels–Alder (Povarov) reaction, as shown in Scheme 2. For this purpose, we used variants of the alternative conditions implemented for the preparation of **1e** and **2e** (see Experimental) and

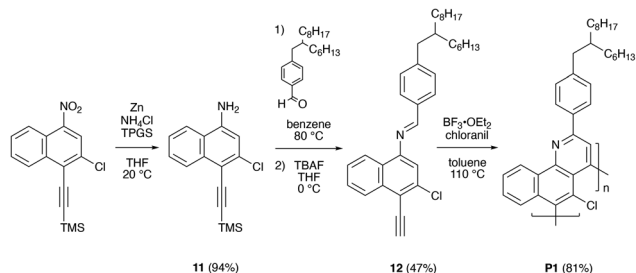
the approach validated for the conversion of **4** to **5** (see Scheme 1), thus facilitating protocol efficiency and ensuring appropriate intermediate/product solubility. First, we reacted 3-chloronaphthalen-1-amine **5** with 4-octylbenzaldehyde, presumably forming the corresponding imine *in situ*, and we further reacted this imine with ethylnaphthalene **7** under Povarov conditions, furnishing chlorinated benzoquinoline **8** in a moderate overall yield of ~24% (Scheme 2 and Fig. S34, S35<sup>†</sup>). Next, we converted **8**'s nitro group to an amine *via* a Zn-mediated reduction reaction, obtaining chlorinated benzoquinoline **9** in a high yield of ~93% (Scheme 2 and Fig. S36, S37<sup>†</sup>). Last, we reacted benzoquinoline **9** with 4-octylbenzaldehyde, once again presumably forming the corresponding imine *in situ*, and we further reacted this imine with 1-ethylnaphthalene under Povarov conditions, furnishing chlorinated benzoquinoline dimer **10** in a moderate overall yield of ~33% (Scheme 2 and Fig. S38, S39<sup>†</sup>). Notably, the demonstrated one-pot approach was material-efficient and obviated the need for time-consuming and occasionally-challenging imine isolation. Compared to our previously-reported routes to benzoquinolines,<sup>35,36</sup> the strategy validated here afforded chlorinated benzoquinolines in analogous yields but required fewer synthetic steps and employed more convenient protocols.

We proceeded to demonstrate the preparation of chlorinated polybenzoquinolines *via* an aza-Diels–Alder (Povarov) reaction-based methodology, as shown in Scheme 3. Towards this end, we slightly modified our reported reaction conditions and also used starting materials with branched alkyl chains to further enhance product solubility.<sup>35,36</sup> We initially converted **6**'s nitro group to an amine, obtaining 3-chloro-4-((trimethylsilyl)ethynyl)naphthalen-1-amine **11** in a high yield of ~94% (Scheme 3 and Fig. S40, S41<sup>†</sup>). We then further reacted **11** with 4-(2-hexyldecyl)benzaldehyde and removed the TMS group with TBAF *in situ*, furnishing (*E*)-*N*-(3-chloro-4-ethylnaphthalen-1-yl)-1-(4-(2-hexyldecyl)phenyl)methanimine **12**, which constituted an AB-type bifunctional monomer, in a reasonable yield of ~47% (Scheme 3 and Fig. S42, S43<sup>†</sup>). We subsequently polymerized monomer **12** under standard Povarov conditions and terminated the reaction through addition of phenylacetylene (Scheme 3).<sup>35</sup> This procedure furnished polymer **P1** as a crude mixture of macromolecules in a high yield of ~81% (Scheme 3 and Fig. S44<sup>†</sup>). Our overall strategy provided access to the targeted chlorinated polybenzoquinoline in straightforward fashion.

We subsequently characterized both crude and purified polymers *via* size exclusion chromatography with a refractive



**Scheme 2** The synthesis of chlorinated benzoquinoline derivatives **8**, **9**, and **10**.



Scheme 3 The synthesis of chlorinated polybenzoquinoline P1.

index detector (SEC-RI). First, we analyzed the polymers in the initially obtained crude mixture. For this material, we found a number average molecular weight ( $M_n$ ) of 5347 g mol<sup>-1</sup>, a weight average molecular weight ( $M_w$ ) of 5986 g mol<sup>-1</sup>, and a polydispersity index (PDI) of 1.12 (Fig. S45<sup>†</sup>). In addition, we analyzed the purified polymers isolated *via* additional steps. For this material, we found an  $M_n$  of 7315 g mol<sup>-1</sup>, an  $M_w$  of 7670 g mol<sup>-1</sup>, and a PDI of 1.05 (Fig. S45<sup>†</sup>). Here, we note that the purified chlorinated polybenzoquinoline consisted of  $\geq 14$  benzoquinoline subunits, which was fewer than the  $\geq 21$  subunits previously reported for analogous polybenzoquinolines, suggesting that further optimization of our reaction and isolation conditions would be possible.<sup>35</sup> These measurements provided added insight into the identities and sizes of the obtained benzoquinoline-based macromolecules.

### 3 Conclusion

In summary, by building upon our prior efforts,<sup>34–40</sup> we have established a general Povarov reaction-based approach to chlorinated quinoline-derived molecular and macromolecular frameworks. Our strategy relies upon easily-accessible starting materials, generally mild reaction conditions, a minimal number of synthetic steps, and robust well-known chemical transformations. The strategy also accommodates the installation of varying functionalities on the targeted frameworks, including aryl rings modified with electron-donating, electron-withdrawing, and sterically-hindered groups. The developed protocols furthermore provide access to chlorinated molecules (*i.e.*, quinolines and benzoquinolines) and polymers (*i.e.*, polybenzoquinolines) in generally reasonable overall yields. However, the described approach appears limited by the variability among the isolated yields and/or solubility in some instances. Consequently, there exists an opportunity for further improving and more broadly implementing our methodology in other synthetic pathways.

Last, we note that the ability to controllably incorporate chloro groups in our quinolines, benzoquinolines, and polybenzoquinolines may prove particularly valuable from a materials development perspective. For example, varying the degree of chlorination may enable tuning of our materials' electronic and photophysical properties for organic solar cell and transistor applications.<sup>48,49</sup> In addition, the installed chloro handles should facilitate post-synthetic functionalization of our

molecules *via* a variety of modern palladium-catalyzed cross-coupling reactions.<sup>50,51</sup> Moreover, the chloro functionalities could allow for cyclodehydrodehalogenation of our polymers into well-defined nitrogen-doped  $N = 7$  graphene nanoribbons.<sup>35,36</sup> Consequently, the described findings appear poised to broadly enhance the utility of our quinoline-derived molecular and macromolecular frameworks as functional materials.

## 4 Experimental

### 4.1. Synthetic protocols for chlorinated quinolines

**4.1.1. Representative standard procedure for the synthesis of aldimines 1a–1f.** An aryl aldehyde (12.6 mmol), 5-chloro-2-methylaniline (12.3 mmol), and acetic acid (0.35 mmol) were dissolved in toluene (30 mL) in a round bottom flask, which was fitted with a Dean-Stark trap. The resulting mixture was then heated to and maintained at reflux for 12 hours under argon, with water removed *via* the trap. The mixture was subsequently cooled to room temperature, and the solvent was removed *in vacuo* to afford the crude product. The product was purified *via* recrystallization from methanol.

**4.1.2. Representative standard procedure for the synthesis of chlorinated quinolines 2a–2f.** An aryl aldimine (1.06 mmol), 1-ethynynaphthalene (0.914 mmol), chloranil (1.80 mmol), and molecular sieves (3 Å) were dissolved in chloroform (30 mL).  $\text{BF}_3 \cdot \text{OEt}_2$  (2.7 mmol) was then added to the reaction solution. The resulting mixture was heated to 70 °C and stirred at this temperature for 24 hours under argon. The mixture was subsequently cooled to room temperature, and the solids were dissolved in dichloromethane (50 mL). The organic layer was washed sequentially with a sodium bicarbonate solution, deionized water, and a brine solution. The organic layer was further dried with sodium sulfate, and the solvent was removed *in vacuo* to afford the crude product. The product was purified *via* gradient flash chromatography (0 : 100 to 1 : 9, ethyl acetate : hexanes).

**4.1.3. Representative alternative procedure for the synthesis of aldimine 1e.** *p*-Tolualdehyde (110 mmol), 5-chloro-2-methylaniline (100 mmol), and PTSA (5.0 mmol) were dissolved in benzene (50 mL) in a round bottom flask, which was fitted with a Dean-Stark trap. The resulting mixture was then heated to and maintained at reflux for 12 hours under argon, with water removed *via* the trap. The mixture was subsequently cooled to room temperature, and the solvent was removed *in vacuo* to afford the crude product. The product was purified *via* recrystallization from methanol.

**4.1.4. Representative alternative procedure for the synthesis of chlorinated quinoline 2e.** (*E*)-*N*-(5-Chloro-2-methylphenyl)-1-(*p*-tolyl)methanimine (5.0 mmol), 1-ethynynaphthalene (6.0 mmol), and chloranil (7.5 mmol) were dissolved in toluene (25 mL).  $\text{BF}_3 \cdot \text{OEt}_2$  (5.5 mmol) was in turn added to the reaction solution. The resulting mixture was then heated to 120 °C and stirred at this temperature for 24 hours under argon. The mixture was subsequently cooled to room temperature, and the solids were dissolved in chloroform (50 mL). The organic layer was washed sequentially with a sodium bicarbonate



solution, deionized water, and a brine solution. The organic layer was further dried with sodium sulfate, and the solvent was removed *in vacuo* to afford the crude product. The product was purified *via* gradient flash chromatography (0 : 100 to 1 : 2, dichloromethane : hexanes).

**4.1.5. Detailed information for (*E*)-*N*-(5-chloro-2-methylphenyl)-1-phenylmethanimine (1a).** The product was prepared according to representative standard procedure 4.1.1. The product was isolated as a burnt umber powder (13.23 g, 95%):  $^1\text{H}$  NMR (500 MHz,  $\text{CDCl}_3$ )  $\delta$  8.35 (s, 1H), 7.92 (dd,  $J = 7.6$ , 1.9 Hz, 2H), 7.55–7.46 (m, 3H), 7.15 (d,  $J = 8.1$  Hz, 1H), 7.10 (dd,  $J = 8.1$ , 2.1 Hz, 1H), 6.94 (d,  $J = 2.1$  Hz, 1H), 2.32 (s, 3H);  $^{13}\text{C}$  NMR (126 MHz,  $\text{CDCl}_3$ )  $\delta$  160.5, 152.1, 136.2, 131.9, 131.8, 131.4, 130.5, 129.03, 128.95, 125.4, 118.0, 17.5 ppm; HRMS (ESI)  $m/z$  calcd for  $\text{C}_{14}\text{H}_{13}\text{ClN}$   $[\text{M} + \text{H}]^+$  230.0731, found 230.0737.

**4.1.6. Detailed information for (*E*)-4-(((5-chloro-2-methylphenyl)imino)methyl)benzotrile (1b).** The product was prepared according to representative standard procedure 4.1.1. The product was isolated as a yellow solid (8.56 g, 91%):  $^1\text{H}$  NMR (500 MHz,  $\text{CDCl}_3$ )  $\delta$  8.39 (s, 1H), 8.02 (d,  $J = 8.3$  Hz, 2H), 7.77 (d,  $J = 8.3$  Hz, 2H), 7.21–7.11 (m, 2H), 6.95 (d,  $J = 1.8$  Hz, 1H), 2.32 (s, 3H);  $^{13}\text{C}$  NMR (126 MHz,  $\text{CDCl}_3$ )  $\delta$  158.1, 151.0, 139.8, 132.7, 132.1, 131.6, 131.1, 129.3, 126.4, 118.5, 117.6, 114.8, 17.5 ppm; HRMS (ESI)  $m/z$  calcd for  $\text{C}_{15}\text{H}_{12}\text{ClN}_2$   $[\text{M} + \text{H}]^+$  255.0684, found 255.0690.

**4.1.7. Detailed information for (*E*)-*N*-(5-chloro-2-methylphenyl)-1-(4-nitrophenyl)methanimine (1c).** The product was prepared according to representative standard procedure 4.1.1. The product was isolated as a yellow, clumpy powder (6.85 g, 92%):  $^1\text{H}$  NMR (500 MHz,  $\text{CDCl}_3$ )  $\delta$  8.45 (s, 1H), 8.34 (d,  $J = 8.6$  Hz, 2H), 8.09 (d,  $J = 8.6$  Hz, 2H), 7.21–7.13 (m, 2H), 6.97 (d,  $J = 1.6$  Hz, 1H), 2.34 (s, 3H);  $^{13}\text{C}$  NMR (126 MHz,  $\text{CDCl}_3$ )  $\delta$  157.6, 150.9, 149.6, 141.4, 132.1, 131.7, 131.2, 129.7, 126.6, 124.2, 117.6, 17.5 ppm; HRMS (ESI)  $m/z$  calcd for  $\text{C}_{14}\text{H}_{12}\text{ClN}_2\text{O}_2$   $[\text{M} + \text{H}]^+$  275.0582, found 275.0590.

**4.1.8. Detailed information for (*E*)-*N*-(5-chloro-2-methylphenyl)-1-(4-methoxyphenyl)methanimine (1d).** The product was prepared according to representative standard procedure 4.1.1. The product was isolated as an off-white powder (16.4 g, 70%):  $^1\text{H}$  NMR (500 MHz,  $\text{CDCl}_3$ )  $\delta$  8.26 (s, 1H), 7.90–7.82 (m, 2H), 7.13 (d,  $J = 8.1$  Hz, 1H), 7.07 (dd,  $J = 8.1$ , 2.2 Hz, 1H), 7.01–6.97 (m, 2H), 6.91 (d,  $J = 2.2$  Hz, 1H), 3.88 (s, 3H), 2.30 (s, 3H);  $^{13}\text{C}$  NMR (126 MHz,  $\text{CDCl}_3$ )  $\delta$  162.5, 159.7, 152.4, 131.8, 131.3, 130.7, 130.5, 129.3, 125.0, 118.1, 114.3, 55.6, 17.5 ppm; HRMS (ESI)  $m/z$  calcd for  $\text{C}_{15}\text{H}_{15}\text{ClNO}$   $[\text{M} + \text{H}]^+$  260.0837, found 260.0846.

**4.1.9. Detailed information for (*E*)-*N*-(5-chloro-2-methylphenyl)-1-(*p*-tolyl)methanimine (1e).** The product was prepared according to both representative standard procedure 4.1.1 and representative alternative procedure 4.1.3. The product was isolated as an off white powder (4.1.1: 1.98 g, 66%; 4.1.3: 18.16 g, 74%):  $^1\text{H}$  NMR (500 MHz,  $\text{CDCl}_3$ )  $\delta$  8.30 (s, 1H), 7.81 (d,  $J = 8.0$  Hz, 2H), 7.29 (d,  $J = 7.9$  Hz, 2H), 7.14 (d,  $J = 8.1$  Hz, 1H), 7.08 (dd,  $J = 8.1$ , 2.1 Hz, 1H), 6.92 (d,  $J = 2.0$  Hz, 1H), 2.43 (s, 3H), 2.31 (s, 3H);  $^{13}\text{C}$  NMR (126 MHz,  $\text{CDCl}_3$ )  $\delta$  160.3, 152.4, 142.3, 133.7, 131.9, 131.3, 130.5, 129.7, 129.0, 125.2, 118.0, 21.8, 17.5 ppm; HRMS (ESI)  $m/z$  calcd for  $\text{C}_{15}\text{H}_{15}\text{ClN}$   $[\text{M} + \text{H}]^+$  244.0888, found 244.0894.

**4.1.10. Detailed information for (*E*)-*N*-(5-chloro-2-methylphenyl)-1-mesitylmethanimine (1f).** The product was prepared according to representative standard procedure 4.1.1. The product was isolated as an ivory powder (10.9 g, 60%):  $^1\text{H}$  NMR (500 MHz,  $\text{CDCl}_3$ )  $\delta$  8.71 (s, 1H), 7.15 (d,  $J = 8.1$  Hz, 1H), 7.09 (dd,  $J = 8.1$ , 2.2 Hz, 1H), 6.94 (s, 2H), 6.88 (d,  $J = 2.2$  Hz, 1H), 2.57 (s, 6H), 2.33 (s, 3H), 2.31 (s, 3H);  $^{13}\text{C}$  NMR (126 MHz,  $\text{CDCl}_3$ )  $\delta$  160.8, 153.4, 140.4, 139.2, 132.0, 131.3, 130.3, 130.14, 130.11, 125.1, 117.9, 21.6, 21.4, 18.0 ppm; HRMS (ESI)  $m/z$  calcd for  $\text{C}_{17}\text{H}_{19}\text{ClN}$   $[\text{M} + \text{H}]^+$  272.1201, found 272.1198.

**4.1.11. Detailed information for 5-chloro-8-methyl-4-(naphthalen-1-yl)-2-phenylquinoline (2a).** The product was prepared according to representative standard procedure 4.1.2. The product was isolated as dark brown crystals (0.88 g, 88%):  $^1\text{H}$  NMR (500 MHz,  $\text{CD}_2\text{Cl}_2$ )  $\delta$  8.31–8.28 (m, 2H), 8.00–7.91 (m, 3H), 7.61–7.42 (m, 7H), 7.38–7.27 (m, 3H), 2.96 (s, 3H);  $^{13}\text{C}$  NMR (126 MHz,  $\text{CD}_2\text{Cl}_2$ )  $\delta$  155.1, 149.2, 147.8, 139.8, 139.3, 138.5, 133.6, 133.5, 130.3, 130.0, 129.3, 129.2, 128.62, 128.59, 128.0, 127.1, 126.7, 126.41, 126.35, 125.6, 124.9, 123.0, 19.1 ppm; HRMS (ESI)  $m/z$  calcd for  $\text{C}_{26}\text{H}_{19}\text{ClN}$   $[\text{M} + \text{H}]^+$  380.1201, found 380.1197.

**4.1.12. Detailed information for 4-(5-chloro-8-methyl-4-(naphthalen-1-yl)quinolin-2-yl)benzotrile (2b).** The product was prepared according to representative standard procedure 4.1.2. The product was isolated as a tan powder (0.40 g, 58%):  $^1\text{H}$  NMR (500 MHz,  $\text{CD}_2\text{Cl}_2$ )  $\delta$  8.42 (d,  $J = 8.3$  Hz, 2H), 8.01–7.90 (m, 3H), 7.82 (d,  $J = 8.1$  Hz, 2H), 7.61–7.56 (m, 2H), 7.49 (t,  $J = 7.5$  Hz, 1H), 7.46–7.39 (m, 2H) 7.32 (t,  $J = 7.6$  Hz, 1H), 7.25 (d,  $J = 8.5$  Hz, 1H), 2.95 (s, 3H);  $^{13}\text{C}$  NMR (126 MHz,  $\text{CD}_2\text{Cl}_2$ ) 153.0, 149.2, 148.5, 143.3, 139.4, 138.7, 133.6, 133.4, 133.2, 130.4, 130.0, 128.8, 128.7, 128.5, 127.1, 126.8, 126.4, 126.3, 125.6, 125.3, 122.9, 119.3, 113.6, 110.5, 19.3 ppm; HRMS (ESI)  $m/z$  calcd for  $\text{C}_{27}\text{H}_{18}\text{ClN}_2$   $[\text{M} + \text{H}]^+$  405.1153, found 405.1158.

**4.1.13. Detailed information for 5-chloro-8-methyl-4-(naphthalen-1-yl)-2-(4-nitrophenyl)quinoline (2c).** The product was prepared according to representative standard procedure 4.1.2. The product was isolated as a light yellow, clumpy powder (0.78 g, 26%):  $^1\text{H}$  NMR (500 MHz,  $\text{CD}_2\text{Cl}_2$ )  $\delta$  8.48 (d,  $J = 9.0$  Hz, 2H), 8.35 (d,  $J = 9.0$  Hz, 2H), 8.01–7.94 (m, 3H), 7.59 (t,  $J = 7.1$  Hz, 2H), 7.53–7.47 (m, 1H), 7.45–7.40 (m, 2H), 7.37–7.30 (m, 1H), 7.26 (d,  $J = 8.6$  Hz, 1H), 2.97 (s, 3H);  $^{13}\text{C}$  NMR (126 MHz,  $\text{CD}_2\text{Cl}_2$ )  $\delta$  152.7, 149.2, 149.1, 148.6, 145.1, 141.3, 139.4, 138.8, 133.6, 133.4, 130.5, 130.2, 128.84, 128.81, 128.71, 128.68, 127.1, 126.8, 126.5, 126.3, 125.6, 124.5, 123.1, 19.1 ppm; HRMS (ESI)  $m/z$  calcd for  $\text{C}_{26}\text{H}_{18}\text{ClN}_2\text{O}_2$   $[\text{M} + \text{H}]^+$  425.1052, found 425.1055.

**4.1.14. Detailed information for 5-chloro-2-(4-methoxyphenyl)-8-methyl-4-(naphthalen-1-yl)quinoline (2d).** The product was prepared according to representative procedure 4.1.2. The product was isolated as a brown powder (0.21 g, 28%):  $^1\text{H}$  NMR (500 MHz,  $\text{CD}_2\text{Cl}_2$ )  $\delta$  8.25 (d,  $J = 8.7$  Hz, 2H), 7.95 (t,  $J = 9.5$  Hz, 2H), 7.85 (s, 1H), 7.57 (t,  $J = 7.8$  Hz, 1H), 7.53–7.45 (m, 2H), 7.44 (d,  $J = 6.9$  Hz, 1H), 7.36–7.25 (m, 3H), 7.03 (d,  $J = 8.7$  Hz, 2H), 3.87 (s, 3H), 2.93 (s, 3H);  $^{13}\text{C}$  NMR (126 MHz,  $\text{CD}_2\text{Cl}_2$ )  $\delta$  161.8, 154.8, 149.2, 147.5, 139.9, 138.2, 133.6, 133.5, 131.8, 129.9, 129.3, 128.8, 128.6, 128.52, 128.49, 127.1, 126.7, 126.4, 126.3, 125.6, 124.5, 122.5, 114.7, 55.9, 19.1 ppm; HRMS (ESI)  $m/z$  calcd for  $\text{C}_{27}\text{H}_{21}\text{ClNO}$   $[\text{M} + \text{H}]^+$  410.1306, found 410.1306.

**4.1.15. Detailed information for 5-chloro-8-methyl-4-(naphthalen-1-yl)-2-(*p*-tolyl)quinoline (2e).** The product was prepared according to both representative standard procedure 4.1.2 and representative alternative procedure 4.1.4. The product was isolated as an off white powder (4.1.2: 1.16 g, 89%; 4.1.4: 1.472 g, 75%):  $^1\text{H}$  NMR (500 MHz,  $\text{CDCl}_3$ )  $\delta$  8.19 (d,  $J$  = 8.1 Hz, 2H), 7.94 (t,  $J$  = 9.2 Hz, 2H), 7.88 (s, 1H), 7.59–7.54 (m, 1H), 7.53–7.45 (m, 2H), 7.42 (d,  $J$  = 7.0 Hz, 1H), 7.36–7.28 (m, 5H), 2.96 (s, 3H), 2.43 (s, 3H);  $^{13}\text{C}$  NMR (126 MHz,  $\text{CDCl}_3$ )  $\delta$  154.8, 148.8, 147.3, 140.0, 139.5, 137.8, 136.2, 133.2, 133.1, 129.7, 129.5, 128.6, 128.3, 128.24, 128.21, 127.5, 126.6, 126.4, 126.1, 126.0, 125.2, 124.4, 122.4, 21.5, 18.9 ppm. HRMS (ESI)  $m/z$  calcd for  $\text{C}_{27}\text{H}_{21}\text{ClN}$  [ $\text{M} + \text{H}$ ] $^+$  394.1357, found 394.1365.

**4.1.16. Detailed information for 5-chloro-2-mesityl-8-methyl-4-(naphthalen-1-yl)quinoline (2f).** The product was prepared according to representative procedure 4.1.2. The product was isolated as an off-white powder (1.25 g, 33%):  $^1\text{H}$  NMR (500 MHz,  $\text{CD}_2\text{Cl}_2$ )  $\delta$  7.94 (dd,  $J$  = 8.3, 5.1 Hz, 2H), 7.57–7.52 (m, 2H), 7.51–7.46 (m, 1H), 7.43 (dd,  $J$  = 7.1, 1.2 Hz, 1H), 7.39 (d,  $J$  = 7.6 Hz, 1H), 7.37–7.32 (m, 2H), 7.30 (d,  $J$  = 8.5 Hz, 1H), 6.98 (s, 2H), 2.83 (s, 3H), 2.34 (s, 3H), 2.15 (s, 6H);  $^{13}\text{C}$  NMR (126 MHz,  $\text{CD}_2\text{Cl}_2$ )  $\delta$  159.0, 149.3, 146.9, 139.5, 138.4, 138.3, 138.0, 136.3, 133.6, 133.4, 129.8, 129.2, 129.0, 128.7, 128.6, 128.5, 127.7, 127.1, 126.7, 126.3, 126.2, 125.6, 124.4, 21.4, 20.7, 19.2 ppm; HRMS (ESI)  $m/z$  calcd for  $\text{C}_{29}\text{H}_{25}\text{ClN}$  [ $\text{M} + \text{H}$ ] $^+$  422.1670, found 422.1675.

## 4.2. Synthetic protocols for chlorinated benzoquinolines

**4.2.1. Detailed procedure and information for the synthesis of 2-chloro-4-nitronaphthalen-1-amine (3).** 4-Nitronaphthalen-1-amine (5.64 g, 30.0 mmol) was dissolved in dimethylformamide (60 mL). Hydrogen chloride (2*N* in diethyl ether, 50 mL) was in turn slowly added to the solution, and the mixture was stirred at room temperature for 5 minutes. Hydrogen peroxide (30% w/w in water, 3.07 mL) was next slowly added to the solution, and the mixture was stirred at 38 °C for 2 hours. The consumption of the reagents and reaction progress were monitored *via* TLC analysis (2 : 1, hexanes : ethyl acetate). When the starting materials had been consumed, the reaction mixture was cooled to room temperature and then poured into a sodium bicarbonate solution. The resulting precipitate was collected *via* filtration and thoroughly washed with deionized water. The crude product was isolated and used without further purification (6.27 g, 94%):  $^1\text{H}$  NMR (500 MHz,  $\text{CDCl}_3$ )  $\delta$  8.94 (d,  $J$  = 8.8 Hz, 1H), 8.50 (s, 1H), 7.83 (d,  $J$  = 8.5 Hz, 1H), 7.76–7.71 (m,  $J$  = 8 Hz, 1H), 7.64–7.59 (m, 1H), 5.36 (br s, 2H); HRMS (ESI)  $m/z$  calcd for  $\text{C}_{10}\text{H}_6\text{ClN}_2\text{O}_2$  [ $\text{M} - \text{H}$ ] $^-$  221.0123, found 221.0111.

**4.2.2. Detailed procedure and information for the synthesis of 2-chloro-1-iodo-4-nitronaphthalene (4).** 2-Chloro-4-nitronaphthalen-1-amine (3) (3.000 g, 13.48 mmol) was dissolved in acetonitrile (200 mL). PTSA (7.689 g, 40.43 mmol) was in turn added to the solution, and the mixture was stirred at 0 °C for 10 minutes. Isoamyl nitrite (3.157 g, 40.43 mmol) was next slowly added to the solution, and the mixture was stirred at 0 °C for another 10 minutes. Potassium iodide (5.592 g, 33.69 mmol in 20 mL of water) was subsequently slowly added

to the solution, and the mixture was stirred at 0 °C for an additional 20 minutes. The solution was brought to room temperature and stirred further for 1 hour. The reaction mixture was poured into a sodium bicarbonate solution/sodium thiosulfate. The resulting precipitate was collected *via* filtration and thoroughly washed with water and sodium thiosulfate solution. The crude product was purified *via* gradient flash chromatography (0 : 100 to 1 : 1, chloroform : hexanes) and isolated as a yellow powder (3.56 g, 79%):  $^1\text{H}$  NMR (500 MHz,  $\text{CDCl}_3$ )  $\delta$  8.45–8.38 (m, 2H), 8.22 (s, 1H), 7.77–7.70 (m, 2H);  $^{13}\text{C}$  NMR (126 MHz,  $\text{CDCl}_3$ )  $\delta$  137.0, 136.8, 134.5, 130.4, 129.9, 123.7, 123.4, 123.1, 111.8 ppm; HRMS (ESI)  $m/z$  calcd for  $\text{C}_{10}\text{H}_4\text{ClINO}_2$  [ $\text{M} - \text{H}$ ] $^-$  331.8980, found 331.8986.

**4.2.3. Detailed procedure and information for the synthesis of 3-chloronaphthalen-1-amine (5).** 2-Chloro-1-iodo-4-nitronaphthalene (4) (1.00 g, 2.86 mmol) was dissolved in THF (11 mL), and the solution was thoroughly purged with argon. Ammonium chloride solution (0.192 g, 3.59 mmol) and TPGS-750-M (2% wt solution in water, 11 mL) were in turn added to the purged solution, and the mixture was stirred at room temperature for 5 minutes. Zinc dust (1.96 g, 28.6 mmol) was next added to the solution, and the mixture was further stirred at room temperature for 2 hours. The consumption of the reagents and reaction progress were monitored by TLC analysis (2 : 1, hexanes : ethyl acetate). When the starting materials had been consumed, the reaction mixture was filtered through a pad of Celite. The products were extracted by using dichloromethane and a sodium bicarbonate solution, and the organic layer was further rinsed with brine. The organics were dried with sodium sulfate, and the solvent was removed *in vacuo* to afford the crude product. The crude product was purified *via* gradient flash chromatography (0 : 100 to 3 : 7, ethyl acetate : hexanes) and isolated as a red oil (0.15 g, 30%):  $^1\text{H}$  NMR (500 MHz,  $\text{CD}_2\text{Cl}_2$ )  $\delta$  7.78 (d,  $J$  = 8.4 Hz, 1H), 7.70 (d,  $J$  = 7.8 Hz, 1H), 7.52–7.42 (m, 2H), 7.25 (d,  $J$  = 1.6 Hz, 1H), 6.73 (d,  $J$  = 1.9 Hz, 1H), 4.34 (br s, 2H);  $^{13}\text{C}$  NMR (126 MHz,  $\text{CD}_2\text{Cl}_2$ )  $\delta$  144.5, 135.4, 132.3, 128.2, 127.6, 125.5, 122.4, 121.4, 117.4, 110.0 ppm.

**4.2.4. Detailed procedure and information for the synthesis of ((2-chloro-4-nitronaphthalen-1-yl)ethynyl)trimethylsilane (6).** 2-Chloro-1-iodo-4-nitronaphthalene (4) (1.0 g, 3.0 mmol) was dissolved in THF/diisopropylamine (15 mL/15 mL), and the solution was thoroughly purged with argon.  $\text{PdCl}_2(\text{PPh}_3)_2$  (0.104 g, 0.149 mmol) and CuI (0.057 g, 0.30 mmol) were in turn added to the solution under argon. TMS acetylene (0.353 g, 3.60 mmol) was next added to the solution, and the mixture was stirred at room temperature for 3 days. The consumption of the reagents and reaction progress were monitored *via* TLC analysis (9 : 1, hexanes : ethyl acetate). When the starting materials had been consumed, the solvent was removed *in vacuo*. The crude product was isolated and used without further purification (0.91 g, 100%):  $^1\text{H}$  NMR (500 MHz,  $\text{CDCl}_3$ )  $\delta$  8.51–8.47 (m, 1H), 8.46–8.42 (m, 1H), 8.22 (s, 1H), 7.75–7.69 (m, 2H), 0.38 (s, 9H);  $^{13}\text{C}$  NMR (126 MHz,  $\text{CDCl}_3$ )  $\delta$  145.9, 135.2, 133.4, 129.7, 129.2, 127.2, 126.3, 124.7, 123.6, 123.4, 111.8, 98.2, 0.2 ppm; HRMS (ESI)  $m/z$  calcd for  $\text{C}_{15}\text{H}_{14}\text{ClNO}_2\text{-SiNa}$  [ $\text{M} + \text{Na}$ ] $^+$  326.0375, found 326.0367.

**4.2.5. Detailed procedure and information for the synthesis of 2-chloro-1-ethynyl-4-nitronaphthalene (7).** ((2-Chloro-4-nitronaphthalen-1-yl)ethynyl)trimethylsilane (6) (1.60 g, 5.23 mmol) was dissolved in THF (40 mL), and the solution was stirred at 0 °C. TBAF (1 M in THF, 5.5 mL, 5.5 mmol) was in turn added to the solution, and the mixture was stirred at 0 °C for 1 hour. The consumption of the reagents and reaction progress were monitored *via* TLC analysis (9 : 1, hexanes : ethyl acetate). When the starting materials had been consumed, the reaction was quenched by addition of methanol (10 mL). The products were extracted by using chloroform and a sodium bicarbonate solution. The organics were dried with sodium sulfate, and the solvent was removed *in vacuo* to afford the crude product. The crude product was purified *via* gradient flash chromatography (0 : 100 to 3 : 7, ethyl acetate : hexanes) and isolated as a yellow powder (1.00 g, 83%): <sup>1</sup>H NMR (500 MHz, CDCl<sub>3</sub>) δ 8.52–8.45 (m, 2H), 8.22 (s, 1H), 7.78–7.71 (m, 2H), 4.04 (s, 1H); <sup>13</sup>C NMR (126 MHz, CDCl<sub>3</sub>) δ 146.5, 135.4, 134.0, 129.8, 129.5, 127.0, 125.2, 124.4, 123.7, 123.3, 92.1, 77.6 ppm; HRMS (ESI) *m/z* calcd for C<sub>12</sub>H<sub>5</sub>ClNO<sub>2</sub> [M – H]<sup>–</sup> 230.0014, found 230.0002.

**4.2.6. Detailed procedure and information for the synthesis of 5-chloro-4-(2-chloro-4-nitronaphthalen-1-yl)-2-(4-octylphenyl)-benzo[h]quinoline (8).** 3-Chloronaphthalen-1-amine (5) (1.00 g, 5.65 mmol), 4-octylbenzaldehyde (1.244 g, 5.700 mmol), and PTSA (0.014 g, 0.074 mmol) were dissolved in benzene (50 mL) in a round bottom flask, which was fitted with a Dean-Stark trap. The resulting mixture was then heated to and maintained at reflux, with water removed *via* the trap. The consumption of the reagents and reaction progress were monitored *via* TLC analysis (9 : 1, hexanes : ethyl acetate). When the starting materials had been consumed, the mixture was cooled to room temperature, and the solvent was removed *in vacuo*. The obtained materials were dissolved in toluene (50 mL); 2-chloro-1-ethynyl-4-nitronaphthalene (7) (1.56 g, 6.78 mmol), BF<sub>3</sub>·OEt<sub>2</sub> (0.962 g, 6.78 mmol), and chloranil (2.08 g, 8.48 mmol) were added to this solution; and the resulting mixture was stirred at 100 °C for 24 hours. The products were extracted by using chloroform and a sodium bicarbonate solution. The organics were dried with sodium sulfate, and the solvent was removed *in vacuo* to afford the crude product. The crude product was purified *via* gradient flash chromatography (0 : 100 to 1 : 3, chloroform : hexanes) and isolated as a yellow powder (0.82 g, 24%): <sup>1</sup>H NMR (500 MHz, CD<sub>2</sub>Cl<sub>2</sub>) δ 9.60 (d, *J* = 7.6 Hz, 1H), 8.59 (d, *J* = 8.8 Hz, 1H), 8.37 (s, 1H), 8.31–8.26 (m, 2H), 7.88–7.71 (m, 6H), 7.49 (td, *J* = 6.5, 1 Hz, 1H), 7.41–7.36 (m, 3H), 2.71 (t, *J* = 7.8 Hz, 2H), 1.67 (quint, *J* = 7.7 Hz, 2H), 1.42–1.21 (m, 10H), 0.88 (t, *J* = 7.0 Hz, 3H); <sup>13</sup>C NMR (126 MHz, CD<sub>2</sub>Cl<sub>2</sub>) δ 155.9, 148.7, 147.5, 146.2, 144.2, 143.1, 136.1, 135.3, 133.7, 131.9, 130.1, 130.0, 129.79, 129.77, 129.6, 129.2, 128.1, 127.9, 127.71, 127.69, 127.4, 126.2, 125.1, 124.0, 123.7, 122.4, 122.1, 36.3, 32.4, 32.0, 30.0, 29.9, 29.8, 23.2, 14.4 ppm; HRMS (ESI) *m/z* calcd for C<sub>37</sub>H<sub>33</sub>Cl<sub>2</sub>N<sub>2</sub>O<sub>2</sub> [M + H]<sup>+</sup> 607.1914, found 607.1924.

**4.2.7. Detailed procedure and information for the synthesis of 3-chloro-4-(5-chloro-2-(4-octylphenyl)benzo[h]**

**quinolin-4-yl)-naphthalen-1-amine (9).** 5-Chloro-4-(2-chloro-4-nitronaphthalen-1-yl)-2-(4-octylphenyl)benzo[h]quinoline (8) (0.74 g, 1.2 mmol) was dissolved in THF (20 mL), and the solution was thoroughly purged with argon. Ammonium chloride solution (0.82 g, 15.35 mmol) and TPGS-750-M (2% wt solution in water, 9 mL) were in turn added to the purged solution, and the mixture was stirred at room temperature for 5 minutes. Zinc dust (1.68 g, 25.7 mmol) was next added to the solution, and the mixture was further stirred at room temperature for 24 hours. The consumption of the reagents and reaction progress were monitored *via* TLC analysis (2 : 1, hexanes : ethyl acetate). When the starting materials had been consumed, the reaction mixture was filtered through a pad of Celite. The products were extracted by using chloroform and a sodium bicarbonate solution, and the organic layer was further rinsed with brine. The organics were dried with sodium sulfate, and the solvent was removed *in vacuo* to afford the crude product. The resulting product was purified *via* gradient flash chromatography (0 : 100 to 3 : 7, ethyl acetate : hexanes) and isolated as a red oil (0.65 g, 93%): <sup>1</sup>H NMR (500 MHz, CD<sub>2</sub>Cl<sub>2</sub>) δ 9.58 (d, *J* = 8.7 Hz, 1H), 8.29 (d, *J* = 8.3 Hz, 2H), 7.93 (s, 1H), 7.90 (d, *J* = 8.5 Hz, 1H), 7.84–7.72 (m, 4H), 7.47 (td, *J* = 6.5, 1.0 Hz, 1H), 7.37 (d, *J* = 8.3 Hz, 2H), 7.32 (td, *J* = 7.0, 1.5 Hz, 1H), 7.17 (d, *J* = 8.5 Hz, 1H), 6.94 (s, 1H), 4.48 (s, 2H), 2.70 (t, *J* = 7.8 Hz, 2H), 1.67 (quint, *J* = 7.7 Hz, 2H), 1.45–1.19 (m, 10H), 0.88 (t, *J* = 7.0 Hz, 3H); <sup>13</sup>C NMR (126 MHz, CD<sub>2</sub>Cl<sub>2</sub>) δ 155.7, 148.6, 145.8, 145.3, 144.5, 136.5, 135.0, 133.6, 132.1, 131.7, 129.54, 129.52, 129.4, 128.5, 127.8, 127.74, 127.72, 127.3, 127.2, 126.1, 125.4, 124.1, 123.3, 122.5, 121.6, 110.1, 36.3, 32.5, 32.0, 30.0, 29.9, 29.8, 23.2, 14.4 ppm; HRMS (ESI) *m/z* calcd for C<sub>37</sub>H<sub>34</sub>Cl<sub>2</sub>N<sub>2</sub>Na [M + Na]<sup>+</sup> 599.2002, found 599.2004.

**4.2.8. Detailed procedure and information for the synthesis of 5,5'-dichloro-4'-(naphthalen-1-yl)-2,2'-bis(4-octylphenyl)-4,6'-bibenzo[h]quinoline (10).** 3-Chloro-4-(5-chloro-2-(4-octylphenyl)benzo[h]quinolin-4-yl)naphthalen-1-amine (9) (1.14 g, 1.98 mmol), 4-octylbenzaldehyde (0.432 g, 1.98 mmol), and PTSA (0.0050 g, 0.026 mmol) were dissolved in benzene (50 mL) in a round bottom flask, which was fitted with a Dean-Stark trap. The resulting mixture was then heated to and maintained at reflux, with water removed *via* the trap. The consumption of the reagents and reaction progress were monitored *via* TLC analysis (9 : 1, hexanes : ethyl acetate). When the starting materials had been consumed, the mixture was cooled to room temperature, and the solvent was removed *in vacuo*. The obtained materials were dissolved in toluene (50 mL); 1-ethynynaphthalene (0.361 g, 2.37 mmol), BF<sub>3</sub>·OEt<sub>2</sub> (0.336 g, 2.37 mmol), and chloranil (0.729 g, 2.97 mmol) were added to this solution; and the resulting mixture was stirred at 85 °C for 24 hours. The products were extracted by using chloroform and a sodium bicarbonate solution. The organics were dried with sodium sulfate, and the solvent was removed *in vacuo* to afford the crude product. The crude product was purified *via* gradient flash chromatography (0 : 100 to 1 : 4, dichloromethane : hexanes) and isolated as a yellow powder containing a mixture of atropisomers (0.60 g, 33%): <sup>1</sup>H NMR (500 MHz, CD<sub>2</sub>Cl<sub>2</sub>) δ 9.75 (dd, *J* = 8.0, 2.5 Hz, 1H), 9.52 (dd, *J* = 7.5, 3.5 Hz,



1H) 8.35 (d,  $J = 7.7$  Hz, 2H), 8.23 (d,  $J = 8.3$  Hz, 1H), 8.19 (d,  $J = 8.3$  Hz, 1H), 8.06 (d,  $J = 10.4$  Hz, 1H), 7.92–7.66 (m, 8H), 7.59–7.30 (m, 10H), 7.20 (dd,  $J = 8.2, 2.1$  Hz, 1H), 2.73 (t,  $J = 7.7$  Hz, 2H), 2.68 (t,  $J = 7.7$  Hz, 2H), 1.77–1.60 (m, 4H), 1.46–1.19 (m, 20H), 0.91–0.86 (m, 6H);  $^{13}\text{C}$  NMR (126 MHz,  $\text{CD}_2\text{Cl}_2$ )  $\delta$  155.84, 155.81, 155.44, 155.40, 148.5, 148.3, 148.14, 148.11, 145.86, 145.83, 145.81, 145.6, 145.5, 140.4, 140.2, 138.83, 138.79, 136.54, 136.52, 136.31, 136.30, 134.5, 133.7, 133.6, 133.5, 133.3, 133.1, 131.91, 131.88, 131.6, 129.6, 129.50, 129.48, 129.36, 128.7, 128.6, 128.52, 128.50, 128.3, 127.91, 127.89, 127.80, 127.78, 127.6, 127.23, 127.22, 127.20, 126.91, 126.89, 126.85, 126.8, 126.7, 126.66, 126.40, 126.37, 126.32, 126.27, 126.08, 126.05, 125.7, 125.6, 124.1, 124.0, 123.1, 123.04, 122.82, 122.80, 122.6, 122.5, 36.34, 36.28, 32.5, 32.4, 32.00, 31.95, 30.1, 30.0, 29.92, 29.86, 29.8, 23.3, 23.2, 14.5, 14.4 ppm; HRMS (ESI)  $m/z$  calcd for  $\text{C}_{64}\text{H}_{61}\text{Cl}_2\text{N}_2$  [ $\text{M} + \text{H}$ ] $^+$  927.4207, found 927.4236.

### 4.3. Synthetic protocols for chlorinated polybenzoquinolines

**4.3.1. Detailed procedure and information for the synthesis of 3-chloro-4-((trimethylsilyl)ethynyl)naphthalen-1-amine (11).** ((2-Chloro-4-nitronaphthalen-1-yl)ethynyl)trimethylsilane (**6**) (0.91 g, 3.0 mmol) was dissolved in THF (15 mL), and the solution was purged with argon. Ammonium chloride (0.192 g, 3.60 mmol) and TPGS-750-M (2% wt solution in water, 6 mL) were in turn added to the purged solution, and the mixture was stirred at room temperature for 5 minutes. Zinc dust (0.98 g, 15 mmol) was next added to the solution, and the mixture was further stirred at room temperature for 3 days. The consumption of the reagents and reaction progress were monitored *via* TLC analysis (2 : 1, hexanes : ethyl acetate). When the starting materials had been consumed, the reaction mixture was filtered through a pad of Celite. The products were extracted by using chloroform and a sodium bicarbonate solution. The organics were dried with sodium sulfate, and the solvent was removed *in vacuo* to afford the crude product. The product was purified *via* gradient flash chromatography (0 : 100 to 1 : 2, ethyl acetate : hexanes) and isolated as a red oil (0.77 g, 94%):  $^1\text{H}$  NMR (500 MHz,  $\text{CDCl}_3$ )  $\delta$  8.29 (d,  $J = 8.4$  Hz, 1H), 7.73 (d,  $J = 8.4$  Hz, 1H), 7.58 (t,  $J = 7.6$  Hz, 1H), 7.47 (t,  $J = 7.6$  Hz, 1H), 6.76 (s, 1H), 4.39 (br s, 2H), 0.33 (s, 9H);  $^{13}\text{C}$  NMR (126 MHz,  $\text{CDCl}_3$ )  $\delta$  143.8, 136.2, 135.3, 128.0, 127.2, 125.5, 121.6, 121.0, 110.1, 110.0, 102.9, 100.5, 0.4 ppm; HRMS (ESI)  $m/z$  calcd for  $\text{C}_{15}\text{H}_{16}\text{ClNSiNa}$  [ $\text{M} + \text{Na}$ ] $^+$  296.0643, found 296.0648.

**4.3.2. Detailed procedure and information for the synthesis of *E*-*N*-(3-chloro-4-ethynyl)naphthalen-1-yl)-1-(4-(2-hexyldecyl)-phenyl)methanimine (12).** 3-Chloro-4-((trimethylsilyl)ethynyl)naphthalen-1-amine (**11**) (1.658 g, 6.055 mmol) and 4-(2-hexyldecyl)benzaldehyde (2.01 g, 6.09 mmol) were dissolved in benzene (60 mL) in a round bottom flask, which was fitted with a Dean-Stark trap. The resulting mixture was then heated to and stirred at reflux, with the removal of water occurring *via* the Dean-Stark trap. The consumption of the reagents was monitored *via* TLC analysis (9 : 1, hexanes : ethyl acetate). When the starting materials had been consumed, the reaction mixture was cooled to room

temperature, and the solvent was removed *in vacuo*. The obtained materials were dissolved in THF (30 mL), TBAF (1 M in THF, 6.055 mL, 6.055 mmol) was added to this solution, and the resulting reaction mixture was stirred at 0 °C for 40 minutes. The consumption of the reagents and reaction progress were monitored *via* TLC analysis (9 : 1, hexanes : ethyl acetate). When the starting materials had been consumed, the reaction was quenched by addition of methanol (10 mL). The products were extracted by using dichloromethane and a sodium bicarbonate solution. The organics were dried with sodium sulfate, and the solvent was removed *in vacuo* to afford the crude product. The product was purified *via* gradient flash chromatography using silica gel deactivated by 10% trimethylamine in hexanes (0 : 100 to 3 : 7, ethyl acetate : hexanes) and isolated as a yellow powder (1.5 g, 47%):  $^1\text{H}$  NMR (500 MHz,  $\text{CDCl}_3$ )  $\delta$  8.49 (s, 1H), 8.33 (dd,  $J = 12.8, 8.3$  Hz, 2H), 7.92 (d,  $J = 8.1$  Hz, 2H), 7.68–7.60 (m, 1H), 7.57–7.49 (m, 1H), 7.30 (d,  $J = 8.1$  Hz, 2H), 7.06 (s, 1H), 3.82 (s, 1H), 2.62 (d,  $J = 7.1$  Hz, 2H), 1.74–1.64 (m, 1H), 1.42–1.18 (m, 24H), 0.89 (t,  $J = 7.0$  Hz, 6H);  $^{13}\text{C}$  NMR (126 MHz,  $\text{CDCl}_3$ )  $\delta$  161.9, 151.1, 147.1, 135.9, 134.9, 133.6, 130.0, 129.3, 128.5, 127.3, 126.4, 126.0, 124.7, 115.9, 113.9, 87.5, 79.0, 40.9, 39.9, 33.4, 33.3, 32.07, 32.05, 30.1, 29.82, 29.77, 29.5, 26.70, 26.69, 22.8, 14.3 ppm; HRMS (ESI)  $m/z$  calcd for  $\text{C}_{35}\text{H}_{45}\text{ClN}$  [ $\text{M} + \text{H}$ ] $^+$  514.3235, found 514.3254.

**4.3.3. Detailed procedure and information for the synthesis of poly(5-chloro-2-(4-(2-hexyldecyl)phenyl)-4,6-dimethylbenzo[*h*]quinoline) (P1).** (*E*)-*N*-(3-Chloro-4-ethynyl)naphthalen-1-yl)-1-(4-(2-hexyldecyl)-phenyl)methanimine (**12**) (1.24 g, 2.42 mmol) was dissolved in toluene, and the solution was thoroughly purged with argon.  $\text{BF}_3 \cdot \text{OEt}_2$  (1.096 g, 7.722 mmol) and chloranil (1.187 g, 4.830 mmol) were in turn added to the purged solution, and the mixture was stirred at 110 °C for 3 days. The solution was then cooled to room temperature, and the reaction was terminated *via* the addition of phenylacetylene (1 mL, excess). The resulting mixture was further stirred at 110 °C for 24 hours and was then once again cooled to room temperature. The products were extracted by using chloroform and a sodium bicarbonate solution. The organics were dried with sodium sulfate, and the solvent was removed *in vacuo* to afford the crude mixture. The polymer was purified *via* precipitation from methanol and size exclusion chromatography using Bio-Bead SX-1 resin with chloroform as the mobile phase. After removal of the solvent, the polymer was again precipitated from methanol and isolated by filtration as a brown solid (1.0 g, 81%):  $^1\text{H}$  NMR (500 MHz,  $\text{CDCl}_3$ )  $\delta$  9.66 (br, 1H), 8.27–7.30 (br, 8H), 2.62 (br, 2H), 1.68–0.86 (br, 31H) ppm; SEC (vs. polystyrene standards)  $M_n = 7315$  g  $\text{mol}^{-1}$ ,  $M_w = 7670$  g  $\text{mol}^{-1}$ , and PDI = 1.05.

## Conflicts of interest

There are no conflicts to declare.

## Acknowledgements

This work was supported by the Office of Naval Research (N00014-12-1-0491, N00014-13-1-0650, and N00014-15-1-2680).



Authors thank Dr Anthony Burke, Ethan Ryan Peng, and Henry Hoa B. Dihn for assistance with writing, technical editing, and proofreading.

## Notes and references

- 1 S. Kumar, S. Bawa and H. Gupta, *Mini-Rev. Med. Chem.*, 2009, **9**, 1648–1654.
- 2 V. R. Solomon and H. Lee, *Curr. Med. Chem.*, 2011, **18**, 1488–1508.
- 3 X.-F. Shang, S. L. Morris-Natschke, Y.-Q. Liu, X. Guo, X.-S. Xu, M. Goto, J.-C. Li, G.-Z. Yang and K.-H. Lee, *Med. Res. Rev.*, 2018, **38**, 775–828.
- 4 X. Nqoro, N. Tobeka and B. A. Aderibigbe, *Molecules*, 2017, **22**, 2268.
- 5 S. Jain, V. Chandra, P. K. Jain, K. Pathak, D. Pathak and A. Vaidya, *Arabian J. Chem.*, 2019, **12**, 4920–4946.
- 6 J. K. Baird, *Clin. Microbiol. Rev.*, 2019, **32**, e00011–e00019.
- 7 C. J. Lee, *J. Macromol. Sci., Polym. Rev.*, 1989, **29**, 431–560.
- 8 A. L. Rusanov, L. G. Komarova, M. P. Prigozhina and D. Y. Likhatchev, *Russ. Chem. Rev.*, 2005, **74**, 671–683.
- 9 A. P. Kulkarni, A. P. Gifford, C. J. Tonzola and S. A. Jenekhe, *Chem. Mater.*, 2004, **16**, 4556–4573.
- 10 A. Kimyonok, X. Wang and M. Weck, *J. Macromol. Sci., Part C: Polym. Rev.*, 2006, **46**, 47–77.
- 11 X. Zhao and X. Zhan, *Chem. Soc. Rev.*, 2011, **40**, 3728–3743.
- 12 K. Ilina and M. Henary, *Chem.–Eur. J.*, 2020, **26**, 1–20.
- 13 X. Zhang, A. S. Shetty and S. A. Jenekhe, *Macromolecules*, 1999, **32**, 7422–7429.
- 14 C. J. Tonzola, A. P. Kulkarni, A. P. Gifford, W. Kaminsky and S. A. Jenekhe, *Adv. Funct. Mater.*, 2007, **17**, 863–874.
- 15 N. V. Matyushina, V. M. Svetlichniyi, L. A. Myagkova, E. L. Aleksandrova, E. N. Popova, I. V. Gofman, M. E. Vylegzhanina, A. Y. Volkov, T. E. Sukhanonva and V. V. Kudryavtsev, *Polym. Sci., Ser. B*, 2017, **59**, 718–729.
- 16 N. H. Hendricks, M. L. Marrorco, D. M. Stoakley and A. K. S. Clair, *Int. SAMPE Electron. Conf.*, 1990, **4**, 544–555.
- 17 X. Zhou, P. Li, Z. Shi, X. Tang, C. Chen and W. Liu, *Inorg. Chem.*, 2012, **51**, 9226–9231.
- 18 J. V. Jun, E. J. Petersson and D. M. Chenoweth, *J. Am. Chem. Soc.*, 2018, **140**, 9486–9493.
- 19 M. G.-A. Shvekhgeimer, *Chem. Heterocycl. Compd.*, 2004, **40**, 257–294.
- 20 S. A. Yamashkin and E. A. Oreshkina, *Chem. Heterocycl. Compd.*, 2006, **42**, 701–718.
- 21 V. V. Kouznetsov, *Tetrahedron*, 2009, **65**, 2721–2750.
- 22 J. Marco-Contelles, E. Pérez-Mayoral, A. Samadi, M. do C. Carreiras and E. Soriano, *Chem. Rev.*, 2009, **109**, 2652–2671.
- 23 S. M. Prajapati, K. D. Patel, R. H. Vekariya, S. N. Panchal and H. D. Patel, *RSC Adv.*, 2014, **4**, 24463–24476.
- 24 G. A. Ramann and B. J. Cowen, *Molecules*, 2016, **21**, 986.
- 25 A. Weyesa and E. Mulugeta, *RSC Adv.*, 2020, **10**, 20784–20793.
- 26 B. Siemssen, K. W. Kim, M. S. Kim, B. S. Kim, S. J. Cho, D. K. Park, H. S. Woo and T. W. Kwon, *Mol. Cryst. Liq. Cryst.*, 2006, **462**, 159–167.
- 27 M. Tomar, N. T. Lucas, H. Kim, F. Laquai, K. Müllen and J. Jacob, *Polym. Int.*, 2012, **61**, 1318–1325.
- 28 C. G. Bangcuayo, M. E. Rampey-Vaughn, L. T. Quan, S. M. Angel, M. D. Smith and U. H. F. Bunz, *Macromolecules*, 2002, **35**, 1563–1568.
- 29 G. Jégou and S. A. Jenekhe, *Macromolecules*, 2001, **34**, 7926–7928.
- 30 A. Bilici, F. Doğan, M. Yıldırım and İ. Kaya, *React. Funct. Polym.*, 2011, **71**, 675–683.
- 31 İ. Kaya, F. Kolcu, G. Demiral, H. Ergül and E. Kiliç, *Des. Monomers Polym.*, 2015, **18**, 89–104.
- 32 J. K. Stille, *Macromolecules*, 1981, **14**, 870–880.
- 33 A. K. Agrawal and S. A. Jenekhe, *Macromolecules*, 1993, **26**, 895–905.
- 34 D. J. Dibble, M. J. Umerani, A. Mazaheripour, Y. S. Park, J. W. Ziller and A. A. Gorodetsky, *Macromolecules*, 2015, **48**, 557–561.
- 35 D. J. Dibble, Y. S. Park, A. Mazaheripour, M. J. Umerani, J. W. Ziller and A. A. Gorodetsky, *Angew. Chem., Int. Ed.*, 2015, **54**, 5883–5887.
- 36 A. Mazaheripour, D. J. Dibble, M. J. Umerani, Y. S. Park, R. Lopez, D. Laidlaw, E. Vargas, J. W. Ziller and A. A. Gorodetsky, *Org. Lett.*, 2016, **18**, 156–159.
- 37 M. J. Umerani, D. J. Dibble, A. G. Wardrip, A. Mazaheripour, E. Vargas, J. W. Ziller and A. A. Gorodetsky, *J. Mater. Chem. C*, 2016, **4**, 4060–4066.
- 38 Y. S. Park, D. J. Dibble, J. Kim, R. C. Lopez, E. Vargas and A. A. Gorodetsky, *Angew. Chem., Int. Ed.*, 2016, **55**, 3352–3355.
- 39 D. J. Dibble, R. Kurakake, A. G. Wardrip, A. Bartlett, R. Lopez, J. A. Linares, M. Firstman, A. M. Schmidt, M. J. Umerani and A. A. Gorodetsky, *Org. Lett.*, 2018, **20**, 502–505.
- 40 Z. Feng, A. Mazaheripour, D. J. Dibble, P. Wagner, G. Czap, G. Kladnik, A. Cossaro, A. Verdini, L. Floreano, G. Bavdek, W. Ho, G. Comelli, D. Cvetko, A. Morgante and A. A. Gorodetsky, *Carbon*, 2020, **170**, 677–684.
- 41 L. S. Povarov, *Russ. Chem. Rev.*, 1967, **36**, 656–670.
- 42 M. Fochi, L. Caruana and L. Bernardi, *Synthesis*, 2014, **46**, 135–157.
- 43 L. R. Domingo, M. J. Aurell, J. A. Sáez and S. M. Mekelleche, *RSC Adv.*, 2014, **4**, 25268.
- 44 J. Li, D. Smith, S. Krishnananthan, R. A. Hartz, B. Dasgupta, V. Ahuja, W. D. Schmitz, J. J. Bronson, A. Mathur, J. C. Barrish and B.-C. Chen, *Org. Process Res. Dev.*, 2012, **16**, 156–159.
- 45 D. Guan, L. Han, L. Wang, H. Song, W. Chu and Z. Sun, *Chem. Lett.*, 2015, **44**, 743–745.
- 46 S. M. Kelly and B. H. Lipshutz, *Org. Lett.*, 2014, **16**, 98–101.
- 47 M. J. Mphahlele and L. G. Lesenyehlo, *J. Heterocycl. Chem.*, 2013, **50**, 1.
- 48 H. Chen, Z. Hu, H. Wang, L. Liu, P. Chao, J. Qu, W. Chen, A. Liu and F. He, *Joule*, 2018, **2**, 1623–1634.
- 49 M. L. Tang, J. H. Oh, A. D. Reichardt and Z. Bao, *J. Am. Chem. Soc.*, 2009, **131**, 3733–3740.
- 50 R. F. Heck, *Org. React.*, 1982, **27**, 345–390.
- 51 M. Oestreich, *The Mizoroki–Heck Reaction*, John Wiley & Sons, Ltd, Chichester, UK, 2009.