


 Cite this: *RSC Adv.*, 2024, 14, 4462

Received 3rd January 2024

Accepted 17th January 2024

DOI: 10.1039/d4ra00057a

rsc.li/rsc-advances

C(sp²)-H selenylation of substituted benzo[4,5]imidazo[2,1-*b*]thiazoles using phenyliodine(III) bis(trifluoroacetate) as a mediator†

 Prasanjit Ghosh,^{ID}*^a Gautam Chhetri,^a Anirban Mandal,^a Yu Chen,^{ID}^{bc} William H. Hersh^{bc} and Sajal Das^{ID}*^a

Herein, an expeditious metal-free regioselective C–H selenylation of substituted benzo[4,5]imidazo[2,1-*b*]thiazole derivatives was devised to synthesize structurally orchestrated selenoethers with good to excellent yields. This PIFA [bis(trifluoroacetoxy)iodobenzene]-mediated protocol operates under mild conditions and offers broad functional group tolerance. In-depth mechanistic investigation supports the involvement of radical pathways. Furthermore, the synthetic utility of this methodology is portrayed through gram-scale synthesis.

Introduction

Benzoimidazo[2,1-*b*]thiazoles, an important class of fused heterobicyclic scaffolds and their congeners, constitute a coveted field of research among a myriad of mainstream organic scaffolds. These frameworks adorn the core structures of several bioactive compounds and natural products with promising pharmacological activities, such as antibacterial,¹ antidiabetic,² antitumor,³ anti-inflammatory,⁴ anticardiovascular,⁵ antitubercular,⁶ anti-neurodegenerative⁷ and immunosuppressive activities.⁸

Some drug candidates having an imidazo[2,1-*b*]thiazole core unit are shown in Fig. 1. In recent years, several approaches for benzoimidazo[2,1-*b*]thiazole synthesis have been well documented in the literature and have received immense attention from medicinal and synthetic chemists owing to their fascinating structural architecture.

However, their derivatizations are still in a nascent stage.⁹ Consequently, devising novel synthetic strategies to access this high-value scaffold and fabricating it *via* selective functionalization is a vast and intriguing part of research. Moreover, the presence of Se functionality in organic molecules often favourably alters the pharmacokinetics and physicochemical properties of parent compounds on account of hydrogen bond acceptor and electron-donor properties, which play pivotal roles

in the drug discovery field, as well as in catalysis, agrochemistry, fluorescence probe imaging, and materials science.¹⁰ Ebselen, the first organoselenium compound, is recognized as a quintessential antioxidant and neuroprotective agent.¹¹ A few representative molecules are outlined in Fig. 2.

However, the supply of selenium-rich organic scaffolds from natural sources is scarce. Thus, the production of organoselenium compounds largely relies on man-made protocols, and devising straightforward synthetic methods for such purposes is a highly sought-after area of research. So far, several approaches have been developed, including cross-coupling reactions¹² and transition metal-catalyzed C(sp²)-H chalcogenylation,¹³ for these purposes. Moreover, these procedures possess major pitfalls such as the requirement of transition metal catalysts, toxic reagents, and harsh reaction conditions. Nevertheless, chemists are particularly interested in new reactivity paradigms to construct organoselenium derivatives under environment-friendly conditions. In this regard, Du and coworkers exploited the reactivity of PhICl₂ for the preparation of α -chalcogenylenamines under ambient conditions.^{14a} Later, Du and Zhao disclosed a facile route for the synthesis of

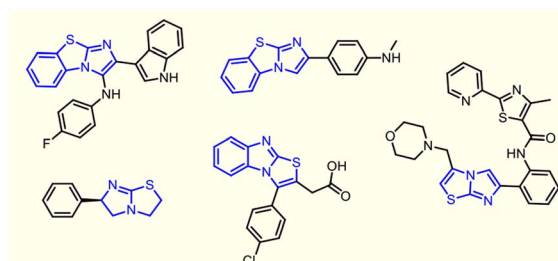


Fig. 1 Representative drug candidates containing the imidazo[2,1-*b*]thiazole core unit.

^aDepartment of Chemistry, University of North Bengal, Darjeeling-734013, India. E-mail: prasanjitmeister@yahoo.com; sajal.das@hotmail.com; sajal.das@nbu.ac.in

^bDepartment of Chemistry and Biochemistry, Queens College and the Graduate Centre of City University of New York, Flushing, New York 11367-1597, USA. E-mail: yu.chen1@qc.cuny.edu

^cPhD Program in Chemistry, The Graduate Center of the City University of New York, 365 Fifth Ave., New York, 10016, USA

† Electronic supplementary information (ESI) available. CCDC 2311150. For ESI and crystallographic data in CIF or other electronic format see DOI: <https://doi.org/10.1039/d4ra00057a>





Fig. 2 Bioactive diaryl selenide and aryl-selenyl-heteroaryl scaffolds.

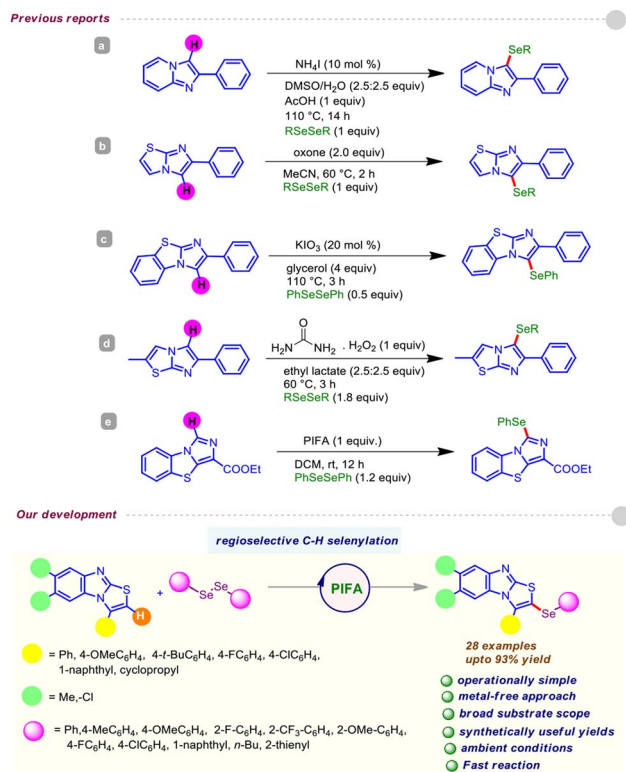


Fig. 3 PIFA-mediated regioselective C–H selenylation of substituted benzo[4,5]imidazo[2,1-*b*]thiazoles.

3-chalcogenyl chromones through regioselective cyclization of alkynyl aryl ketones induced by PIFA [phenyliodine(III)bis(trifluoroacetate)].^{14b} Recently, we accomplished the regioselective insertion of a thio/seleno ether at the C-3 position of biologically potent 4-quinolone and 4*H*-pyrido[1,2-*a*]pyrimidin-4-ones *via* metal-free C(sp²)-H bond functionalization.¹⁵ Moreover, various reports are well documented in the literature on the direct C–Se functionalization of imidazo[2,1-*b*]thiazoles and imidazo[1,2-*a*]pyridines.¹⁶ Recently, Yan and Wang *et al.* demonstrated the PIFA-induced regioselective C(sp²)-H chalcogenylation of benzo[*d*]imidazo[5,1-*b*]thiazoles.¹⁷ Encouraged by the above propitious outcomes and our continuous interest in the organochalcogenide chemistry of heterocyclic motifs, herein, for the first time, we propose a transitional metal-free C(sp²)-H selenylation of substituted benzo[4,5]imidazo[2,1-*b*]thiazoles with diselenides under ambient conditions using PIFA as an inducer (Fig. 3). Notably, our strategy provides direct

access to structurally enriched C–Se coupled products of substituted benzo[4,5]imidazo[2,1-*b*]thiazole derivatives with good to excellent yields.

Results and discussion

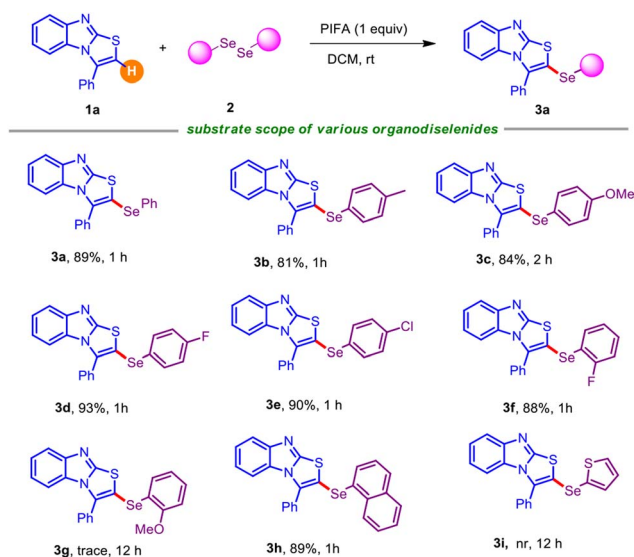
To envision this hypothesis, a judicial evaluation of different reaction parameters was performed employing 3-phenyl-benzo[4,5]imidazo[2,1-*b*]thiazole **1a** and diphenyl diselenide **2a** (as arylselenylating agent) as benchmark coupling partners, and a detailed summary is depicted in Table 1. Delightfully, we observed the regioselective formation of the target product 3-phenyl-2-(phenylselenyl)benzo[4,5]imidazo[2,1-*b*]thiazole **3a** in high yield in the presence of the bench-stable oxidant phenyliodine(III)bis(trifluoroacetate) (PIFA) at room temperature under ambient condition (Table 1; entry 1). Of note, the reaction was finished within 40 min, with complete consumption of the starting material **1a** (Table 1; entry 1). The screening of other alternative oxidants, such as PIDA/PhICl₂ and PhIO, provided low to moderate yields of **3a**, whereas TBHP/TBPB/DTBP and K₂S₂O₈ were found to be ineffective for this transformation (Table 1; entries 2–3). Especially, the solvent played a decisive role in this regioselective C–H selenylation reaction. Switching the reaction solvent from DCM to other polar solvents, like MeCN/DCE and DMF, furnished the desired coupling product **3a** in 35–70% yield (Table 1; entry 4). Unfortunately, the reaction was completely halted in the presence of DMSO and EtOH with absolute recovery of the starting material **1a** (Table 1; entry 4). Moreover, examining other solvents, such as THF/1,4-dioxane and toluene, gave inferior outcomes even after 24 h (Table 1; entry 5). Reaction temperature enhancement did not significantly alter the yield of the anticipated product **3a** (Table 1; entry 6). Next, we varied the stoichiometric amount of the oxidant (PIFA), although no improvement of the yield of **3a** was noticed (Table 1; entries 7–8). The control experiment clearly showed that the reaction required PIFA (Table 1; entry 9). Performing a similar reaction under inert conditions (N₂ atmosphere) also delivered an acceptable yield of the desired product **3a** (Table 1; entry 10). Finally, the overall studies signified that 1 equiv. PIFA as an oxidant in the presence of DCM as solvent at room temperature was optimal to facilitate the regioselective C–H selenylation, rendering the target scaffold **3a** in excellent yield.

Having determined the suitable reaction conditions, we next investigated the scope and generalizability of the procedure with an array of electronically and sterically diversified organodiselenides with **1a** as the standard substrate. As summarized in Table 2, a broad range of organodiselenides were amenable to couple with 3-phenyl-benzo[4,5]imidazo[2,1-*b*]thiazole **1a**, offering the desired C–H selenylated derivatives **3a–3i** with reasonable to high efficiency. Diaryldiselenides encompassing electron-donating substituents, like methyl and alkoxy (–OMe), gave the intended derivatives **3b–3c** in uniformly high yields. Synthetically modifiable common halo functionalities (–F, –Cl) displayed a negligible impact on the reaction efficiency (Table 2; entries **3d–3e**). Notably, electron-withdrawing substituents bearing diaryldiselenides delivered the corresponding selenylated benzo[4,5]imidazo[2,1-*b*]

Table 1 Optimization of the reaction conditions: effect of the reaction parameters^a

Entry	Deviation from standard conditions	Yield ^b (%)
1	None	89
2 ^c	PIDA/PhICl ₂ /PhIO instead of PIFA	25/41/32
3 ^c	TBHP/TBPB/DTBP/K ₂ S ₂ O ₈ instead of PIFA	NR
4 ^c	MeCN/DCE/DMF/DMSO/EtOH instead of DCM	70/51/35/trace/NR
5 ^c	THF/1,4-dioxane/toluene instead of DCM	35/41/25
6	At 40 °C	85
7	0.5 equiv. of PIFA	65
8	0.8 equiv. of PIFA	78
9	Without PIFA	NR
10	Under inert atmosphere (N ₂)	75

^a Reaction conditions: **1a** (0.25 mmol), **2a** (1.5 equiv., 0.375 mmol), PIFA (1 equiv.), DCM (4 ml) at rt under air for 60 min. ^b Isolated yields. ^c Reaction continued up to 24 h.

Table 2 Substrate scope of various organodiselenides^{a,b}

^a Reaction conditions: benzo[4,5]imidazo[2,1-*b*]thiazole (0.25 mmol), various organodiselenides (0.375 mmol), PIFA (1 equiv.), DCM (4 ml) stirring at rt. ^b Isolated yields through column chromatography.

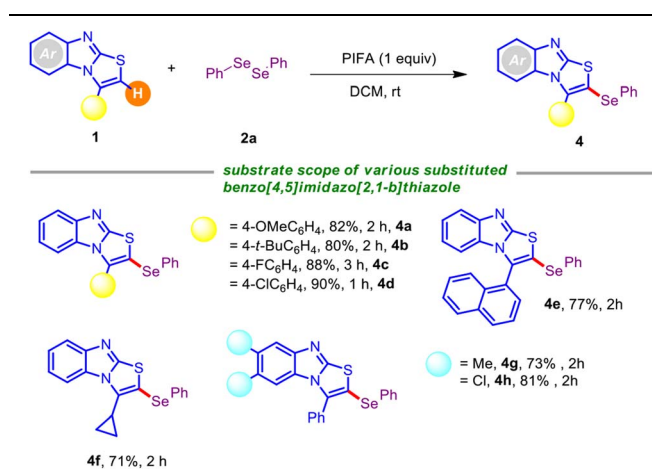
thiazoles in slightly high yields in comparison to electron-releasing functional groups, which might be attributed to the stable intermediates (see the mechanism). In addition, this protocol permitted the usage of the *ortho*-substituent (-F) containing organodiselenide, although 1,2-bis(2-methoxyphenyl) diselane turned out to be futile in this PIFA-induced regioselective chalcogenation (Table 2; entries **3f–3g**). Substrates with bulkier aryl frameworks like naphthyl also exhibited smooth reactivity, affording the desired product **3h** in 89% yield,

although heterocyclic diselenides (such as 1,2-di(thiophen-2-yl) diselane) showed a detrimental result under the standard reaction conditions (Table 2; entry **3i**).

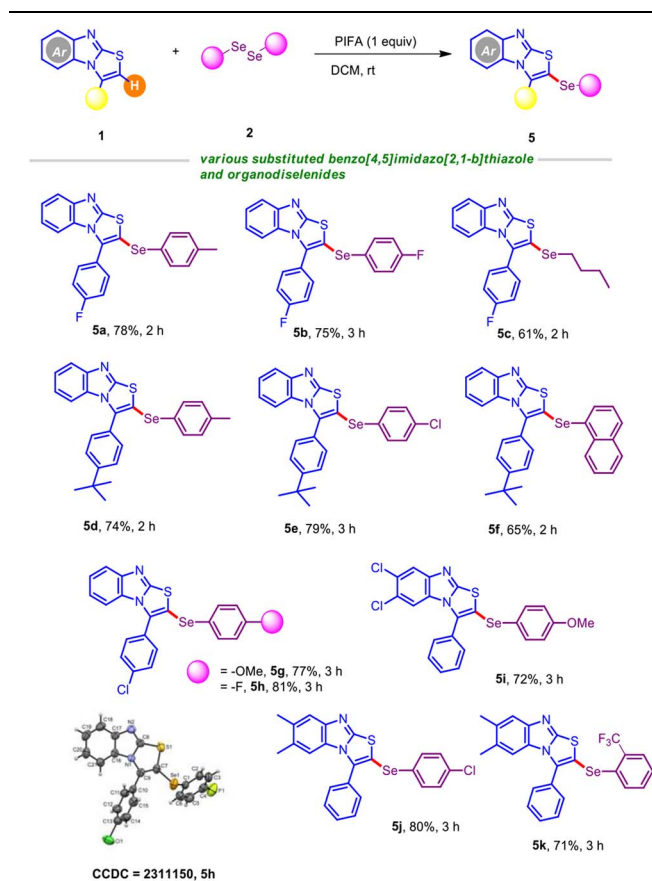
Next, the adaptability of this PIFA-mediated C–Se coupling was explored with structurally orchestrated benzo[4,5]imidazo[2,1-*b*]thiazole derivatives (Table 3). The reaction scope was broad, and 3-aryl-benzo[4,5]imidazo[2,1-*b*]thiazoles having electron-rich and electron-deficient groups boded well under the current standard conditions.

Fortunately, various functional groups (-OMe, -*t*-Bu, -F, and -Cl) at the periphery of the thiazole unit did not impede the progress of the reaction, providing the respective monoselenylated scaffolds (**3a–3d**) with high yields. The protocol also worked efficiently with the naphthyl-embedded thiazole framework, rendering **3e** in serviceable yield. Fortunately, benzo[4,5]imidazo[2,1-*b*]thiazole with an alkyl analog at the C-3 position posed no problem, and offered the corresponding selenylated derivative **3f** in decent yield. It is noteworthy that the alkyl (-Me) and halo (-Cl) substitution at the arene backbone of benzo[4,5]imidazo[2,1-*b*]thiazole derivative caused a small variation in the reaction efficiency, forging **3g** and **3h** in 73% and 81% yields, respectively.

We next turned our attention to explore the breadth of substrate compatibility of different benzo[4,5]imidazo[2,1-*b*]thiazoles with diverse organodiselenides, as outlined in Table 4. Satisfyingly, 3-(4-fluorophenyl)benzo[4,5]imidazo[2,1-*b*]thiazole was smoothly engaged with organodiselenides bearing methyl and fluoro substituents, furnishing the target scaffolds **5a–5b** in good yields. Moreover, participation of the less reactive organodiselenide (alkyl congener) was especially significant and afforded **5c** in 61% yield. The protocol also functioned well with 3-(4-(*tert*-butyl)phenyl)benzo[4,5]imidazo[2,1-*b*]thiazole in the presence of a broad spectrum of diaryldiselenides (Table 4; entries **5d–5f**). For instance, the sterically hindered naphthyl

Table 3 Substrate scope of various substituted benzo[4,5]imidazo[2,1-*b*]thiazoles^{a,b}

^a Reaction conditions: substituted benzo[4,5]imidazo[2,1-*b*]thiazole (0.25 mmol), diphenyldiselenides (0.375 mmol), PIFA (1 equiv.), DCM (4 ml) stirring at rt. ^b Isolated yields through column chromatography.

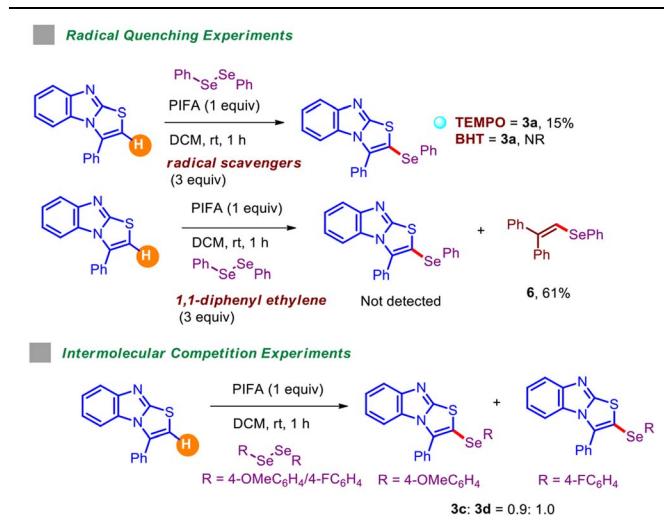
Table 4 Substrate scope of various substituted benzo[4,5]imidazo[2,1-*b*]thiazoles and organodiselenides^{a,b}

^a Reaction conditions: substituted benzo[4,5]imidazo[2,1-*b*]thiazole (0.25 mmol), various organodiselenides (0.375 mmol), PIFA (1 equiv.), DCM (4 ml) stirring at rt. ^b Isolated yields through column chromatography.

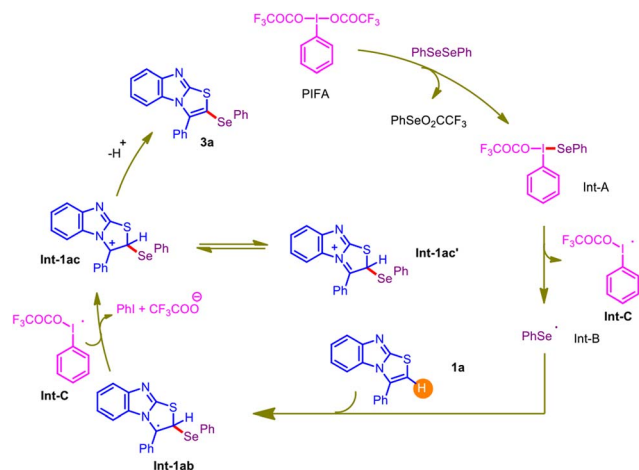
diselenide gave **5f** in reasonable yield. To our delight, C-H selenylation of 3-(4-chlorophenyl)benzo[4,5]imidazo[2,1-*b*]thiazole was also tested with 1,2-bis(4-methoxyphenyl)diselane and 1,2-bis(4-chlorophenyl)diselane, which led to the C-Se coupled products **5g** and **5h** in high yields. Moreover, we attempted to crystallize the selenylated product **5h**; X-ray analysis unambiguously confirmed the regioselective insertion of the ArSe unit of the scaffold. Gratifyingly, 6,7-dichloro-3-(*p*-tolyl)benzo[4,5]imidazo[2,1-*b*]thiazole was found to be suitable when coupled with 1,2-bis(4-methoxyphenyl)diselane, furnishing the desired product **5i** in 72% yield. Furthermore, we judiciously incorporated the *ortho*-bromo and *ortho*-trifluoromethyl substituted selane in the presence of 6,7-dimethyl-3-(*p*-tolyl)benzo[4,5]imidazo[2,1-*b*]thiazole and no noticeable electronic effects were observed, providing comparable yields of C-Se coupled products (Table 4; entries **5j**–**5k**).

Several radical trapping experiments carried out in the presence of excess amounts of radical scavengers, including TEMPO, BHT (butylated hydroxy toluene), and 1,1-diphenylethylene (Table 5), reported detrimental outcomes, signifying the involvement of the radical mechanism. Intermolecular competition experiments were also performed by coupling 1,2-bis(4-methoxyphenyl)diselane and 1,2-bis(4-fluorophenyl)diselane with **1a** in one-pot fashion under standard conditions. These outcomes suggested that electronically deficient diselenides react at a slightly higher rate than electron-rich ones.

In light of the control experiments and prior literature precedents,^{14,15} a plausible mechanism for the PIFA-mediated regioselective C-H selenylation is delineated in Scheme 1. At the onset, PIFA reacts with diphenyldiselenide and produces **Int-A**, which rapidly undergoes homolytic cleavage and results in the formation of a phenyl selenide radical **Int-B** and radical

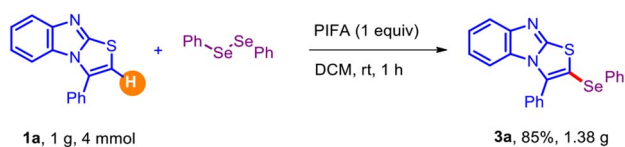
Table 5 Preliminary mechanistic investigations^{a,b}

^a Reaction conditions: 3-phenylbenzo[4,5]imidazo[2,1-*b*]thiazole (0.25 mmol), diphenyldiselenide (0.375 mmol), PIFA (1 equiv.), DCM (4 ml) and radical scavengers (3 equiv.) stirring at rt. ^b Isolated yields.



Scheme 1 The possible mechanistic route (radical pathway).

Up-scale synthesis



Scheme 2 Application.

Int-C. Subsequently, an electrophilic attack from the C-3 position of the 3-phenylbenzo[4,5]imidazo[2,1-*b*]thiazole moiety **1a** on the phenyl selenide radical **Int-B** results in the generation of another intermediate **1ab**. The driving force for this electrophilic attack may be attributed to forming a stable benzylic radical. Then, the oxidation of **Int-1ab** by **Int-C** delivers an ionic intermediate **Int-1ac**, which can be stabilized to **Int-1ac'** by resonance. Finally, deprotonation of **Int-1ac** furnishes the desired C–Se coupled product **3a**.

To assess the robustness of the current protocol, we conducted a relatively large-scale experiment and obtained the anticipated product **3a** without significant loss in yield (Scheme 2).

Conclusion

In summary, we have unveiled the first example of the PIFA-induced regioselective C–H selenylation of substituted benzo[4,5]imidazo[2,1-*b*]thiazole derivatives with readily available organodiselenides under ambient conditions. The reaction scope was broad, encompassing both electron-donating and electron-withdrawing functionalities, and structurally diversified C–H chalcogenated derivatives were obtained in good to excellent yields. Moreover, the synthetic potentiality of this strategy was showcased through upscale synthesis without perturbing the reaction efficiency. The protocol offers a novel synthetic route due to its operational-simplicity, transition-metal free approach and mild reaction conditions. Initial mechanistic experiments showed that the reaction proceeds *via* a radical pathway. Due to the widespread application of

organoselenium compounds in drug synthesis, these studies can unleash a new avenue in pharmaceutical and medicinal chemistry. Further development of regioselective C–H chalcogenation and functionalization of substituted benzo[4,5]imidazo[2,1-*b*]thiazoles are underway in our laboratory, and will be reported in due course.

Experimental

General consideration

Unless stated otherwise, all reagents (such as various PIFA, DCM and solvents) were used as received from commercial suppliers. Organodiselenides were prepared by the reported procedure.¹⁸ NMR spectra were recorded on a 400 MHz spectrometer at 298 K with calibration done on the basis of the solvent residual peak. Products were purified using column chromatography on silica gel (60–120 mesh). Ethyl acetate and petroleum ether (60–80 °C) were used as eluents. Progress of the reaction was monitored using silica gel TLC.

Preparation of various substituted benzo[4,5]imidazo[2,1-*b*]thiazoles

All of the starting compounds are prepared by the following literature reports.⁹

Preparation of various selenylated derivatives of substituted benzo[4,5]imidazo[2,1-*b*]thiazoles derivatives (3a–3i/4a–4h/5a–5k)

Initially, various substituted benzo[4,5]imidazo[2,1-*b*]thiazoles (0.25 mmol), organodiselenides (1.5 equiv., 0.375 mmol) and PIFA (1 equiv., 108 mg) were taken in dichloromethane (4 ml) in a 25 ml round-bottomed flask. Afterwards, the reaction mixture was stirred at room temperature. Completion of the reaction was monitored through TLC, and the reaction mixture was diluted with (3 × 10 ml) DCM and an added requisite amount of water. The organic layer was extracted and dried over anhydrous Na₂SO₄, and concentrated under reduced pressure. The crude product was then purified by column chromatography using 20–30% ethyl acetate/petroleum ether as the eluent.

Experimental procedure for the radical trapping experiment

Initially, 3-phenyl-benzo[4,5]imidazo[2,1-*b*]thiazoles (0.25 mmol, 62.5 mg), diphenyl diselenide (0.375 mmol, 117 mg), PIFA (1 equiv., 108 mg) and radical scavengers (TEMPO/BHT/1,1-diphenylethylene, 3 equiv.) were taken in dichloromethane (4 ml) in a 25 ml round-bottomed flask. Afterwards, the reaction mixture was stirred at room temperature for 60 min. Completion of the reaction was monitored through TLC, and the reaction mixture was diluted with (3 × 10 ml) DCM and an added requisite amount of water. The organic layer was extracted and dried over anhydrous Na₂SO₄, and concentrated under reduced pressure. The crude product was then purified by column chromatography using 20–30% ethyl acetate/petroleum ether as the eluent.

Experimental procedure for gram-scale synthesis (3a)

Initially, 3-phenyl-benzo[4,5]imidazo[2,1-*b*]thiazoles (4 mmol, 1.0 g), diphenyl diselenide (6 mmol, 1.88 g) and PIFA (1 equiv., 1.72 g) were taken in dichloromethane (6 ml) in a 15 ml reaction vial. Afterwards, the reaction mixture was stirred at room temperature for 1 h. Then, the product was extracted with dichloromethane (3 × 20 mL). The organic layer was dried over anhydrous Na₂SO₄, and concentrated under reduced pressure. The crude product was then purified by column chromatography using 20–30% ethyl acetate/petroleum ether solution, and the desired product **3a** was isolated in 85% (1.38 g) yield.

Physical characteristics and spectral data of compounds

3-Phenyl-2-(phenylselanyl)benzo[4,5]imidazo[2,1-*b*]thiazole (3a). Light yellow solid, yield = 89%, 90.3 mg, melting point: 122–124 °C, ¹H NMR (400 MHz, CDCl₃), δ 6.87 (d, *J* = 8.2 Hz, 1H), 7.03 (m, 1H), 7.38 (m, 6H), 7.58 (m, 5H), 7.62 (d, *J* = 8.2 Hz, 1H), ¹³C{¹H} NMR (100 MHz, CDCl₃), δ 107.5, 111.5, 119.3, 120.7, 123.7, 127.7, 128.5, 128.8, 129.5, 130.0, 130.2, 130.4, 131.0, 137.9, 148.1, 157.2. HRMS (ESI-TOF) *m/z*: [M + H]⁺ C₂₁H₁₅N₂SSe calcd 407.0121; found 407.0109.

3-Phenyl-2-(*m*-tolylselanyl)benzo[4,5]imidazo[2,1-*b*]thiazole (3b). Brown solid, yield = 81%, 85.0 mg, melting point: 88–90 °C, ¹H NMR (400 MHz, CDCl₃), δ 2.22 (s, 1H), 6.77 (d, *J* = 8.4 Hz, 1H), 6.93 (m, 1H), 7.08 (m, 1H), 7.10–7.12 (m, 3H), 7.19–7.23 (m, 1H), 7.45–7.55 (m, 5H), 7.68 (d, *J* = 8.4, 1H), ¹³C{¹H} NMR (100 MHz, CDCl₃), δ 21.3, 111.4, 119.2, 120.7, 128.1, 128.6, 128.7, 128.8, 129.3, 130.0, 130.2, 130.4, 130.7, 131.7, 137.7, 139.5, 148.1. HRMS (ESI-TOF) *m/z*: [M + H]⁺ C₂₂H₁₇N₂SSe calcd 421.0277; found 421.0267.

2-((4-Methoxyphenyl)selanyl)-3-phenylbenzo[4,5]imidazo[2,1-*b*]thiazole (3c). Brown solid, yield = 84%, 91.5 mg, melting point: 96–98 °C, ¹H NMR (400 MHz, CDCl₃), δ 3.71 (s, 3H), 6.72–6.76 (m, 3H), 6.91 (m, 1H), 7.19 (m, 1H), 7.29–7.31 (m, 2H), 7.45–7.48 (m, 2H), 7.51–7.55 (m, 3H), 7.66 (d, *J* = 8.4 Hz, 1H), ¹³C{¹H} NMR (100 MHz, CDCl₃), δ 55.3, 109.5, 111.3, 115.2, 119.2, 120.3, 120.6, 123.5, 128.7, 128.8, 129.9, 130.3, 130.4, 134.7, 136.2, 148.0, 157.1, 160.0. HRMS (ESI-TOF) *m/z*: [M + H]⁺ C₂₂H₁₇ON₂SSe calcd 437.0227; found 437.0216.

2-((4-Fluorophenyl)selanyl)-3-phenylbenzo[4,5]imidazo[2,1-*b*]thiazole (3d). White solid, yield = 93%, 98.5 mg, melting point: 142–144 °C, ¹H NMR (400 MHz, CDCl₃), δ 6.75 (d, *J* = 8.0 Hz, 1H), 6.87–6.93 (m, 3H), 7.19–7.32 (m, 4H), 7.44–7.46 (m, 2H), 7.50–7.56 (m, 3H), 7.68 (d, *J* = 8.0 Hz, 1H), ¹³C{¹H} NMR (100 MHz, CDCl₃), δ 106.9, 110.4, 115.7 (*J*_{C-F} = 2.2 Hz), 118.2, 119.7, 122.7, 124.1 (*J*_{C-F} = 3.0 Hz), 127.7 (*J*_{C-F} = 44.0 Hz), 128.9, 129.2, 129.5, 132.9 (*J*_{C-F} = 8.0 Hz), 136.5, 147.1, 155.9, 160.5, 162.9, ¹⁹F NMR (376.1 MHz, CDCl₃), δ –112.9; HRMS (ESI-TOF) *m/z*: [M + H]⁺ C₂₁H₁₄FN₂SSe calcd 425.0027; found 425.0017.

2-((4-Chlorophenyl)selanyl)-3-phenylbenzo[4,5]imidazo[2,1-*b*]thiazole (3e). Light brown solid, yield = 90%, 98.9 mg, melting point: 82–84 °C, ¹H NMR (400 MHz, CDCl₃), δ 6.77 (d, *J* = 8.4 Hz, 1H), 6.94 (m, 1H), 7.15–7.24 (m, 5H), 7.43–7.45 (m, 2H), 7.51–7.56 (m, 3H), 7.69 (d, *J* = 8.4 Hz, 1H), ¹³C{¹H} NMR (100 MHz, CDCl₃), δ 105.8, 110.4, 118.3, 119.8, 122.8, 127.3, 127.9, 128.1, 128.6, 128.9, 129.0, 129.5, 131.2, 133.0, 137.7,

147.1, 156.0. HRMS (ESI-TOF) *m/z*: [M + H]⁺ C₂₁H₁₄ClN₂SSe calcd 440.9731; found 440.9717.

2-((2-Fluorophenyl)selanyl)-3-phenylbenzo[4,5]imidazo[2,1-*b*]thiazole (3f). Light brown solid, yield = 88%, 93.2 mg, melting point: 124–126 °C, ¹H NMR (400 MHz, CDCl₃), δ 6.77 (d, *J* = 8.4 Hz, 1H), 6.94–6.99 (m, 3H), 7.19–7.24 (m, 3H), 7.45–7.53 (m, 5H), 7.70 (d, *J* = 8.0 Hz, 1H), ¹³C{¹H} NMR (100 MHz, CDCl₃), δ 105.0, 111.5, 115.9, 118.2, 119.3, 120.8, 123.8, 125.3 (*J*_{C-F} = 3.0 Hz), 128.3, 129.6, 129.7, 130.0, 130.6, 132.0 (*J*_{C-F} = 2.0 Hz), 138.9, 148.1, 157.2, 159.2, 161.6, ¹⁹F NMR (376 MHz, CDCl₃), δ –104.9; HRMS (ESI-TOF) *m/z*: [M + H]⁺ C₂₁H₁₄FN₂SSe calcd 425.0027; found 425.0015.

2-(Naphthalen-1-ylselanyl)-3-phenylbenzo[4,5]imidazo[2,1-*b*]thiazole (3h). White solid, yield = 89%, 101.4 mg, melting point: 166–168 °C, ¹H NMR (400 MHz, CDCl₃), δ 6.87 (d, *J* = 8.4 Hz, 1H), 7.00 (t, *J* = 7.8 Hz, 1H), 7.26–7.38 (m, 2H), 7.48–7.50 (m, 2H), 7.56–7.61 (m, 5H), 7.67–7.80 (m, 4H), 7.83 (d, *J* = 5.2 Hz, 1H), ¹³C{¹H} NMR (100 MHz, CDCl₃), δ 108.0, 111.5, 119.2, 120.8, 123.7, 126.0, 126.9, 128.6, 128.7, 128.9, 129.3, 129.5, 129.9, 130.2, 130.5, 131.6, 133.0, 134.1, 137.4, 147.8, 157.1. HRMS (ESI-TOF) *m/z*: [M + H]⁺ C₂₅H₁₇N₂SSe calcd 457.0277; found 457.0264.

3-(4-Methoxyphenyl)-2-(phenylselanyl)benzo[4,5]imidazo[2,1-*b*]thiazole (4a). Brown solid, yield = 82%, 89.3 mg, melting point: 132–134 °C, ¹H NMR (400 MHz, CDCl₃), δ 3.79 (s, 3H), 6.90 (d, *J* = 8.8 Hz, 2H), 7.06–7.27 (m, 6H), 7.48 (d, *J* = 8.8 Hz, 2H), 7.71 (d, *J* = 8.0 Hz, 1H), 8.14 (d, *J* = 8.4 Hz, 1H); ¹³C{¹H} NMR (100 MHz, CDCl₃), δ 54.4, 109.8, 111.0, 113.1, 117.9, 119.9, 122.4, 122.6, 126.3, 128.1, 128.9, 129.5, 129.9, 130.1, 134.3, 146.5, 153.7, 159.5. HRMS (ESI-TOF) *m/z*: [M + H]⁺ C₂₂H₁₇ON₂SSe calcd 437.0227; found 437.0216.

3-(4-*Tert*-butylphenyl)-2-(phenylselanyl)benzo[4,5]imidazo[2,1-*b*]thiazole (4b). White solid, yield = 80%, 92.4 mg, melting point: 200–202 °C, ¹H NMR (400 MHz, CDCl₃), δ 1.35 (s, 9H), 6.83 (d, *J* = 8.2 Hz, 1H), 6.95 (m, 1H), 7.2 (m, 4H), 7.4 (m, 6H), 7.69 (d, *J* = 8.3 Hz, 1H), ¹³C{¹H} NMR (100 MHz, CDCl₃), δ 31.3, 35.1, 107.11.6, 119.2, 120.6, 123.6, 125.4, 125.7, 127.6, 129.5, 129.8, 130.1, 130.9, 131.1, 138.1, 148.1, 153.7, 157.3. HRMS (ESI-TOF) *m/z*: [M + H]⁺ C₂₅H₂₃N₂SSe calcd 463.0747; found 463.0732.

3-(4-Fluorophenyl)-2-(phenylselanyl)benzo[4,5]imidazo[2,1-*b*]thiazole (4c). Light brown solid, yield = 88%, 93.2 mg, melting point: 172–174 °C, ¹H NMR (400 MHz, CDCl₃), δ 6.77 (d, *J* = 8.2 Hz, 1H), 6.95 (m, 1H), 7.17–7.23 (m, 6H), 7.28–7.30 (m, 2H), 7.42–7.56 (m, 2H), 7.69 (d, *J* = 8.4 Hz, 1H), ¹³C{¹H} NMR (100 MHz, CDCl₃), δ 107.9, 111.2, 116.2 (*J*_{C-F} = 2.1 Hz), 119.4, 120.8, 123.8, 124.5 (*J*_{C-F} = 3.0 Hz), 127.9, 129.8 (*J*_{C-F} = 28.0 Hz), 130.9, 130.9, 131.0, 132.2 (*J*_{C-F} = 8.0 Hz), 136.8, 148.1, 157.1, 162.6, 165.1, ¹⁹F NMR (376.1 MHz, CDCl₃), δ –108.9. HRMS (ESI-TOF) *m/z*: [M + H]⁺ C₂₁H₁₄FN₂SSe calcd 425.0027; found 425.0017.

3-(4-Chlorophenyl)-2-(phenylselanyl)benzo[4,5]imidazo[2,1-*b*]thiazole (4d). Light brown solid, yield = 90%, 98.9 mg, melting point: 138–140 °C, ¹H NMR (400 MHz, CDCl₃), δ 6.81 (d, *J* = 8.4 Hz, 1H), 6.96 (m, 1H), 7.19–7.21 (m, 3H), 7.24 (m, 1H), 7.29–7.31 (m, 2H), 7.39–7.41 (m, 4H), 7.49 (d, *J* = 6.8 Hz, 1H), ¹³C{¹H} NMR (100 MHz, CDCl₃), δ 108.2, 111.3, 119.4, 120.9, 123.8, 126.9, 127.9, 129.3, 129.6, 129.8, 130.8, 131.5, 136.6, 136.7, 148.1, 157.1. HRMS (ESI-TOF) *m/z*: [M + H]⁺ C₂₁H₁₄ClN₂SSe calcd 440.9731; found 440.9715.

3-(Naphthalen-1-yl)-2-(phenylselanyl)benzo[4,5]imidazo[2,1-*b*]thiazole (4e). Brown solid, yield = 87%, 87.7 mg, melting point: 160–162 °C, ^1H NMR (400 MHz, CDCl_3) δ 6.08 (d, J = 8.4 Hz, 1H), 6.77 (m, 1H), 7.20–7.40 (m, 7H), 7.45 (m, 1H), 7.57–7.68 (m, 4H), 8.03 (d, J = 8.0 Hz, 1H), 8.16 (d, J = 8.4 Hz, 1H), ^{13}C $\{^1\text{H}\}$ NMR (100 MHz, CDCl_3) δ 109.6, 111.1, 118.9, 120.9, 123.6, 124.7, 125.3, 126.1, 126.8, 127.6, 127.9, 128.7, 129.4, 129.6, 129.7, 130.5, 131.1, 131.9, 131.9, 133.5, 136.0, 147.7, 157.1. HRMS (ESI-TOF) m/z : $[\text{M} + \text{H}]^+$ $\text{C}_{25}\text{H}_{17}\text{N}_2\text{SSe}$ calcd 457.0277; found 457.0267.

3-Cyclopropyl-2-(phenylselanyl)benzo[4,5]imidazo[2,1-*b*]thiazole (4f). White solid, yield = 71%, 65.6 mg, melting point: 108–110 °C, ^1H NMR (400 MHz, CDCl_3) δ 1.14–1.32 (m, 4H), 2.07–2.17 (m, 1H), 7.29–7.38 (m, 5H), 7.40–7.43 (m, 3H), 7.78 (d, J = 8.4 Hz, 1H), 8.06 (m, 1H), $^{13}\text{C}\{^1\text{H}\}$ NMR (100 MHz, CDCl_3) δ 8.2, 8.6, 30.9, 106.6, 112.1, 119.1, 120.9, 123.5, 127.0, 127.6, 129.3, 129.6, 130.2, 130.5, 130.7, 131.2, 132.0, 137.8, 147.9, 156.8. HRMS (ESI-TOF) m/z : $[\text{M} + \text{H}]^+$ $\text{C}_{18}\text{H}_{15}\text{N}_2\text{SSe}$ calcd 371.0121; found 371.0109.

6,7-Dimethyl-3-phenyl-2-(phenylselanyl)benzo[4,5]imidazo[2,1-*b*]thiazole (4g). White solid, yield = 73%, 79.2 mg, melting point: 136–138 °C, ^1H NMR (400 MHz, CDCl_3) δ 2.09 (s, 3H), 2.26 (s, 3H), 6.51 (s, 1H), 7.16–7.18 (m, 3H), 7.27–7.30 (m, 2H), 7.42–7.48 (m, 6H), $^{13}\text{C}\{^1\text{H}\}$ NMR (100 MHz, CDCl_3) δ 20.3, 20.4, 106.5, 111.7, 119.3, 127.6, 128.5, 128.6, 128.7, 129.5, 129.7, 130.1, 130.8, 131.2, 132.7, 137.9, 146.7, 156.3. HRMS (ESI-TOF) m/z : $[\text{M} + \text{H}]^+$ $\text{C}_{23}\text{H}_{19}\text{N}_2\text{SSe}$ calcd 435.0434; found 435.0422.

6,7-Dichloro-3-phenyl-2-(phenylselanyl)benzo[4,5]imidazo[2,1-*b*]thiazole (4h). White solid, yield = 81%, 95.9 mg, melting point: 162–164 °C, ^1H NMR (400 MHz, CDCl_3) δ 6.83 (s, 1H), 7.18–7.20 (m, 3H), 7.20–7.39 (m, 2H), 7.41–7.43 (m, 2H), 7.50–7.57 (m, 3H), 7.74 (s, 1H), $^{13}\text{C}\{^1\text{H}\}$ NMR (100 MHz, CDCl_3) δ 109.2, 112.6, 120.2, 125.5, 127.8, 128.1, 128.7, 129.6, 130.0, 130.3, 130.9, 131.6, 137.0, 147.2, 158.9. HRMS (ESI-TOF) m/z : $[\text{M} + \text{H}]^+$ $\text{C}_{21}\text{H}_{13}\text{Cl}_2\text{N}_2\text{SSe}$ calcd 474.9341; found 474.9323.

3-(4-Fluorophenyl)-2-(*p*-tolylselanyl)benzo[4,5]imidazo[2,1-*b*]thiazole (5a). Light brown solid, yield = 78%, 85.4 mg, melting point: 132–134 °C, ^1H NMR (400 MHz, CDCl_3) δ 2.23 (s, 1H), 6.78 (d, J = 8 Hz, 1H), 6.96 (m, 1H), 7.01 (m, 1H), 7.08–7.11 (m, 2H), 7.18–7.24 (m, 4H), 7.42–7.46 (m, 2H), 7.70 (d, J = 8.4 Hz, 1H), $^{13}\text{C}\{^1\text{H}\}$ NMR (100 MHz, CDCl_3) δ 21.3, 108.2, 111.2, 116.1, 116.3, 119.4, 120.8, 123.8, 124.6, 128.1, 128.8, 129.4, 129.9, 130.5, 131.6, 132.2 ($J_{\text{C-F}}$ = 8.2 Hz), 136.6, 139.6, 148.1, 157.1, 162.6, 165.1, ^{19}F NMR (376 MHz, CDCl_3) δ –108.9. HRMS (ESI-TOF) m/z : $[\text{M} + \text{H}]^+$ $\text{C}_{22}\text{H}_{16}\text{FN}_2\text{SSe}$ calcd 439.0183; found 439.0173.

3-(4-Fluorophenyl)-2-((4-fluorophenyl)selanyl)benzo[4,5]imidazo[2,1-*b*]thiazole (5b). White solid, yield = 75%, 82.8 mg, melting point: 128–130 °C, ^1H NMR (400 MHz, CDCl_3) δ 6.76 (d, J = 8.4 Hz, 1H), 6.88–6.96 (m, 3H), 7.19–7.24 (m, 3H), 7.28–7.31 (m, 2H), 7.42–7.45 (m, 2H), 7.69 (d, J = 8.4 Hz, 1H), $^{13}\text{C}\{^1\text{H}\}$ NMR (100 MHz, CDCl_3) δ 107.4, 110.1, 115.1, 115.3, 115.7, 115.9, 118.4, 119.8, 122.8, 123.4, 124.0, 128.8, 131.2 ($J_{\text{C-F}}$ = 9.0 Hz), 132.9 ($J_{\text{C-F}}$ = 8.0 Hz), 135.4, 147.0, 155.8, 160.5, 161.6, 162.9, 164.1, ^{19}F NMR (376 MHz, CDCl_3) δ –108.7, –112.7. HRMS (ESI-

TOF) m/z : $[\text{M} + \text{H}]^+$ $\text{C}_{21}\text{H}_{13}\text{F}_2\text{N}_2\text{SSe}$ calcd 442.9932; found 442.9924.

2-(Butylselanyl)-3-(4-fluorophenyl)benzo[4,5]imidazo[2,1-*b*]thiazole (5c). Yellow semi-liquid, yield = 61%, 61.6 mg, ^1H NMR (400 MHz, CDCl_3) δ 0.76–0.85 (m, 3H), 1.18–1.28 (m, 2H), 1.49–1.56 (m, 2H), 2.71 (t, J = 7.2 Hz, 2H), 6.75 (d, J = 8.4 Hz, 1H), 6.93–6.97 (m, 1H), 7.19–7.25 (m, 3H), 7.46–7.50 (m, 2H), 7.69 (d, J = 8.4 Hz, 1H), $^{13}\text{C}\{^1\text{H}\}$ NMR (100 MHz, CDCl_3) δ 12.4, 21.5, 29.9, 30.9, 110.1, 115.1 ($J_{\text{C-F}}$ = 22.0 Hz), 118.3, 119.6, 122.6, 128.8, 131.4 ($J_{\text{C-F}}$ = 9.0 Hz), 134.7, 147.0, 156.0, 161.6, 164.1; ^{19}F NMR (376 MHz, CDCl_3) δ –109.3. HRMS (ESI-TOF) m/z : $[\text{M} + \text{H}]^+$ $\text{C}_{19}\text{H}_{18}\text{FN}_2\text{SSe}$ calcd 405.0340; found 405.0327.

3-(4-(*Tert*-butyl)phenyl)-2-(*p*-tolylselanyl)benzo[4,5]imidazo[2,1-*b*]thiazole (5d). Yellow solid, yield = 74%, 88.0 mg, melting point: 202–204 °C, ^1H NMR (400 MHz, CDCl_3) δ 1.36 (s, 9H), 2.24 (s, 3H), 6.82 (d, J = 8.2 Hz, 1H), 6.93 (m, 1H), 7.00 (m, 2H), 7.1–7.24 (s, 3H), 7.38–7.40 (m, 2H), 7.49–7.51 (m, 2H), 7.67 (d, J = 8 Hz, 1H), $^{13}\text{C}\{^1\text{H}\}$ NMR (100 MHz, CDCl_3) δ 21.1, 31.1, 35.0, 107.8, 111.5, 119.1, 120.5, 123.5, 125.5, 125.7, 127.1, 129.8, 130.1, 131.6, 137.4, 138.0, 148.1, 148.1, 153.7, 157.3. HRMS (ESI-TOF) m/z : $[\text{M} + \text{H}]^+$ $\text{C}_{26}\text{H}_{25}\text{N}_2\text{SSe}$ calcd 477.0903; found 477.0891.

3-(4-(*Tert*-butyl)phenyl)-2-((4-chlorophenyl)selanyl)benzo[4,5]imidazo[2,1-*b*]thiazole (5e). Brown solid, yield = 79%, 97.9 mg, melting point: 176–178 °C, ^1H NMR (400 MHz, CDCl_3) δ 6.91 (d, J = 8.4 Hz, 1H), 7.40 (m, 1H), 7.23–7.28 (m, 2H), 7.30–7.33 (m, 3H), 7.45–7.47 (m, 2H), 7.59–7.60 (m, 2H), 7.78 (d, J = 8.4 Hz, 1H), $^{13}\text{C}\{^1\text{H}\}$ NMR (100 MHz, CDCl_3) δ 31.3, 35.1, 106.5, 111.6, 119.3, 120.7, 123.7, 125.2, 125.8, 129.3, 129.6, 129.7, 130.1, 132.2, 133.9, 138.5, 148.1, 153.7, 157.1. HRMS (ESI-TOF) m/z : $[\text{M} + \text{H}]^+$ $\text{C}_{25}\text{H}_{22}\text{ClN}_2\text{SSe}$ calcd 497.0357; found 497.0342.

3-(4-(*Tert*-butyl)phenyl)-2-(naphthalen-1-ylselanyl)benzo[4,5]imidazo[2,1-*b*]thiazole (5f). Brown solid, yield = 65%, 83.2 mg, melting point: 182–184 °C, ^1H NMR (400 MHz, CDCl_3) δ 1.36 (s, 9H), 6.83 (d, J = 8.2 Hz, 1H), 6.94 (m, 1H), 7.18 (m, 1H), 7.20 (m, 1H), 7.28 (m, 1H), 7.39–7.42 (m, 4H), 7.48–7.50 (m, 2H), 7.57 (m, 1H), 7.59 (m, 1H), $^{13}\text{C}\{^1\text{H}\}$ NMR (100 MHz, CDCl_3) δ 31.3, 35.1, 107.4, 111.5, 119.2, 120.6, 123.6, 125.4, 125.7, 125.9, 126.4, 126.5, 126.8, 128.8, 129.1, 129.7, 129.8, 130.0, 131.4, 133.0, 134.0, 137.7, 148.0, 153.8, 157.2. HRMS (ESI-TOF) m/z : $[\text{M} + \text{H}]^+$ $\text{C}_{29}\text{H}_{25}\text{N}_2\text{SSe}$ calcd 513.0903; found 513.0894.

3-(4-Chlorophenyl)-2-((4-methoxyphenyl)selanyl)benzo[4,5]imidazo[2,1-*b*]thiazole (5g). Light yellow solid, yield = 77%, 90.4 mg, melting point: 142–144 °C, ^1H NMR (400 MHz, CDCl_3) δ 3.81 (s, 3H), 6.82–6.89 (m, 3H), 7.05 (m, 1H), 7.28–7.39 (m, 4H), 7.49–7.51 (m, 2H), 7.59–7.61 (m, 2H), 7.77 (d, J = 8.4 Hz, 1H), $^{13}\text{C}\{^1\text{H}\}$ NMR (100 MHz, CDCl_3) δ 55.3, 110.2, 111.2, 115.3, 119.4, 120.0, 120.7, 123.7, 127.1, 129.2, 129.8, 131.6, 134.7, 134.8, 136.6, 148.0, 156.9, 160.1. HRMS (ESI-TOF) m/z : $[\text{M} + \text{H}]^+$ $\text{C}_{22}\text{H}_{16}\text{ClN}_2\text{OSse}$ calcd 470.9837; found 470.9823.

3-(4-Chlorophenyl)-2-((4-fluorophenyl)selanyl)benzo[4,5]imidazo[2,1-*b*]thiazole (5h). Light brown solid, yield = 81%, 92.7 mg, melting point: 138–140 °C, ^1H NMR (400 MHz, CDCl_3) δ 6.79 (d, J = 8.2 Hz, 1H), 6.88–6.97 (m, 3H), 7.19–7.31 (m, 3H), 7.38–7.40 (m, 2H), 7.49–7.52 (m, 2H), 7.69 (d, J = 8.1 Hz, 1H), $^{13}\text{C}\{^1\text{H}\}$ NMR (100 MHz, CDCl_3) δ 108.6, 111.2, 116.8, 117.0, 119.4, 120.9, 123.9, 124.9, 124.9, 126.9, 129.3, 129.8, 131.5,

133.9, 134.0, 136.2, 148.0, 156.8, 161.6, 164.0, ^{19}F NMR (376 MHz, CDCl_3) δ -112.6. HRMS (ESI-TOF) m/z : $[\text{M} + \text{H}]^+$ $\text{C}_{21}\text{H}_{13}\text{-ClFN}_2\text{Sse}$ calcd 458.9637; found 458.9624.

2-((4-Methoxyphenyl)selanyl)-3-phenylbenzo[4,5]imidazo[2,1-*b*]thiazole (5i). Yellowish white solid, yield = 72%, 78.4 mg, melting point: 158–160 °C, ^1H NMR (400 MHz, CDCl_3) δ 3.72 (s, 3H), 6.77 (m, 2H), 7.19 (s, 1H), 7.31 (m, 2H), 7.45 (m, 2H), 7.56–7.58 (m, 3H), 7.74 (s, 1H), $^{13}\text{C}\{^1\text{H}\}$ NMR (100 MHz, CDCl_3) δ 29.7, 55.4, 111.3, 112.6, 115.3, 119.6, 120.1, 124.4, 127.7, 127.9, 128.7, 129.1, 130.1, 130.8, 135.3, 147.1, 158.9, 160.3.

HRMS (ESI-TOF) m/z : $[\text{M} + \text{H}]^+$ $\text{C}_{22}\text{H}_{15}\text{Cl}_2\text{N}_2\text{OSse}$ calcd 504.9447; found 504.9428.

2-((4-Chlorophenyl)selanyl)-6,7-dimethyl-3-phenylbenzo[4,5]imidazo[2,1-*b*]thiazole (5j). White solid, yield = 80%, 93.5 mg, melting point: 150–152 °C, ^1H NMR (400 MHz, CDCl_3) δ 2.09 (s, 3H), 2.26 (s, 3H), 6.51 (s, 1H), 7.13–7.53 (m, 2H), 7.18–7.21 (m, 2H), 7.40–7.44 (m, 2H), 7.47–7.54 (m, 3H), $^{13}\text{C}\{^1\text{H}\}$ NMR (100 MHz, CDCl_3) δ 20.3, 20.4, 105.9, 111.6, 119.3, 128.4, 128.5, 128.8, 129.4, 129.6, 129.8, 130.1, 130.5, 132.0, 132.8, 133.9, 138.3, 146.7, 156.1. HRMS (ESI-TOF) m/z : $[\text{M} + \text{H}]^+$ $\text{C}_{23}\text{H}_{18}\text{-ClN}_2\text{Sse}$ calcd 469.0044; found 469.0028.

6,7-Dimethyl-3-phenyl-2-((2-(trifluoromethyl)phenyl)selanyl)benzo[4,5]imidazo[2,1-*b*]thiazole (5k). White solid, yield = 71%, 89.1 mg, melting point: 198–200 °C, ^1H NMR (400 MHz, CDCl_3) δ 2.11 (s, 3H), 2.29 (s, 3H), 6.56 (s, 1H), 7.19–7.35 (m, 3H), 7.41–7.46 (m, 5H), 7.48 (m, 2H) $^{13}\text{C}\{^1\text{H}\}$ NMR (100 MHz, CDCl_3) δ 20.4, 20.5, 29.7, 111.9, 118.8, 127.0, 127.8, 128.1, 128.9, 129.1, 129.9, 130.6, 130.8, 130.9, 131.3, 132.6, 133.7, 139.8, 155.9, ^{19}F NMR (376 MHz, CDCl_3) δ -60.8. HRMS (ESI-TOF) m/z : $[\text{M} + \text{H}]^+$ $\text{C}_{24}\text{H}_{17}\text{F}_3\text{N}_2\text{Sse}$ calcd 503.03080; found 503.0292.

(2,2-Diphenylvinyl)(phenyl)selane (6).¹⁹ Colorless liquid, ^1H NMR (400 MHz, CDCl_3) δ 7.06 (s, 1H), 7.18–7.20 (m, 5H), 7.24–7.29 (m, 5H), 7.31–7.33 (m, 1H), 7.35–7.39 (m, 2H), 7.50–7.53 (m, 2H); ^{13}C NMR (100 MHz, CDCl_3) δ 122.5, 127.1, 127.2, 127.4, 127.7, 127.9, 128.3, 128.5, 129.3, 131.6, 132.5, 140.3, 141.6, 143.1.

Author contributions

All authors conceived of the study design and experiments conducted herein. P. G., G. C. and A. M. analyzed the spectral data. All authors contributed to the writing of this manuscript. All authors have given approval to the final version of the manuscript.

Conflicts of interest

There are no conflicts to declare.

Acknowledgements

A. M. gratefully acknowledges UGC for his fellowship. We also acknowledge DST-FIST for providing infrastructure facilities.

Notes and references

1 M. Palkar, M. Noolvi, R. Sankangoud and V. Maddi, *Arch. Pharm. Chem. Life Sci.*, 2010, **343**, 353–359.

- 2 C. B. Vu, J. E. Bemis, J. S. Disch, P. Y. Ng, J. J. Nunes, J. C. Milne, D. P. Carney, A. V. Lynch, J. J. Smith, S. Lavu, P. D. Lambert, D. J. Gagne, M. R. Jirousek, S. Schenk, J. M. Olefsky and R. B. Perni, *J. Med. Chem.*, 2009, **52**, 1275–1283.
- 3 (a) A. Andreani, S. Burnelli, M. Granaiola, A. Leoni, A. Locatelli, R. Morigi, M. Rambaldi, L. Varoli, N. Calonghi, C. Cappadone, M. Voltattorni, M. Zini, C. Stefanelli, L. Masotti and R. H. Shoemaker, *J. Med. Chem.*, 2008, **51**, 7508–7513; (b) J. H. Park, M. I. El-Gamal, Y. S. Lee and G. H. Oh, *Eur. J. Med. Chem.*, 2011, **46**, 5769–5777; (c) T. U. Mayer, T. M. Kapoor, S. J. Haggarty, R. W. King, S. L. Schreiber and T. J. Mitchison, *Science*, 1999, **286**, 971–974.
- 4 B. Tozkoparan, M. Ertan, P. Kelicen and R. Demirdamar, *Farmaco*, 1999, **54**, 588–593.
- 5 A. Locatelli, S. Cosconati, M. Micucci, A. Leoni, L. Marinelli, A. Bedini, P. Loan, S. M. Spampinato, E. Novellino, A. Chiarini and R. Budriesi, *J. Med. Chem.*, 2013, **56**, 3866–3877.
- 6 G. C. Moraski, L. D. Markley, M. Chang, S. Cho, S. G. Franzblau, C. H. Hwang, H. Boshoff and M. J. Miller, *Bioorg. Med. Chem.*, 2012, **20**, 2214–2220.
- 7 N. Pietrancosta, A. Moumen, R. Dono, P. Lingor, V. Planchamp, F. Lamballe, M. Bahr, J. L. Kraus and F. Maina, *J. Med. Chem.*, 2006, **49**, 3645–3652.
- 8 T. Mase, H. Arima, K. Tomioka, T. Yamada and K. Murase, *J. Med. Chem.*, 1986, **29**, 386–394.
- 9 (a) S. Jana, A. Chakraborty, V. Z. Shirinian and A. Hajra, *Adv. Synth. Catal.*, 2018, **360**, 2402–2408; (b) S. Ambethkar, M. Vellimalai, V. Padmini and N. Bhuvanesh, *New J. Chem.*, 2017, **41**, 75–80; (c) G. Shen, B. Yang, X. Huang, Y. Hou, H. Gao, J. Cui, C. Cui and T. Zhang, *J. Org. Chem.*, 2017, **82**, 3798–3805.
- 10 (a) T. Ando, T. S. Kwon, A. Kitagawa, T. Tanemura, S. Kondo, H. Kunisada and Y. Yuki, *Macromol. Chem. Phys.*, 1996, **197**, 2803–2810; (b) P. K. Khanna and B. K. Das, *Mater. Lett.*, 2004, **58**, 1030–1034; (c) T. E. Frizon, D. S. Rampon, H. Gallardo, A. A. Merlo, P. H. Schneider, O. E. D. Rodrigues and A. L. Braga, *Liq. Cryst.*, 2012, **39**, 769–777; (d) A. Kumar, G. K. Rao, F. Saleem and A. K. Singh, *Dalton Trans.*, 2012, **41**, 11949–11977; (e) F. Frankel, M. Priven, E. Richard, C. Schweinsault, O. Tongo, A. Webster, E. Barth, K. Slejzer and S. Edelstein, *Int. J. Food Prop.*, 2016, **19**, 537–548; (f) A. Ivanova and P. Arsenyan, *Coord. Chem. Rev.*, 2018, **370**, 55–68.
- 11 (a) C. W. Nogueira and J. B. T. Rocha, *J. Braz. Chem. Soc.*, 2010, **21**, 2055–2071; (b) A. Muller, E. Cadenas, P. Graf and H. Sies, *Biochem. Pharmacol.*, 1984, **33**, 3235–3239; (c) D. A. Dawson, H. Masayasu, D. I. Graham and I. M. Macrae, *Neurosci. Lett.*, 1995, **185**, 65–69; (d) I. Saito, T. Asano, K. Sano, K. Takakura, H. Abe, T. Yoshimoto, H. Kikuchi, T. Ohta and S. Ishibashi, *Neurosurgery*, 1998, **42**, 269–277.
- 12 (a) G. Mugesh and H. B. Singh, *Acc. Chem. Res.*, 2002, **35**, 226–236; (b) D. Ma, Q. Geng, H. Zhang and Y. Jiang, *Angew. Chem., Int. Ed.*, 2010, **49**, 1291–1294; (c) Z. Qiao, J. Wei and

- X. Jiang, *Org. Lett.*, 2014, **16**, 1212–1215; (d) Y. Li, M. Wang and X. Jiang, *ACS Catal.*, 2017, **7**, 7587–7592; (e) Y. Fang, T. Rogge, L. Ackermann, S.-Y. Wang and S.-J. Ji, *Nat. Commun.*, 2018, **9**, 2240; (f) Y. -C. Shieh, K. Du, R. S. Basha, Y. J. Xue, B. H. Shih, L. Li and C. F. Lee, *J. Org. Chem.*, 2019, **84**, 6223–6231; (g) R. Sikari, S. Sinha, S. Das, A. Saha, G. Chakraborty, R. Mondal and N. D. Paul, *J. Org. Chem.*, 2019, **84**, 4072–4085.
- 13 (a) F.-L. Yang and S.-K. Tian, *Angew. Chem.*, 2013, **125**, 5029–5032; *Angew. Chem., Int. Ed.*, 2013, **52**, 4929–4932; (b) P. Saravanan and P. Anbarasan, *Org. Lett.*, 2014, **16**, 848–851; (c) B. Duan, Y. Wu, Y. Gao, L. Ying, J. Tang, S. Hu, Q. Zhao and Z. Song, *Chem. Commun.*, 2022, **58**, 11555–11558; (d) Y. Cao, J. Liu, F. Liu, L. Jiang and W. Yi, *Org. Chem. Front.*, 2019, **8**, 825–829; (e) W. Ma, N. Kaplaneris, X. Fang, L. Gu, R. Mei and L. Ackermann, *Org. Chem. Front.*, 2020, **7**, 1022–1060; (f) T. Zhang, G. Deng, H. Li, B. Liu, Q. Tan and B. H. Xu, *Org. Lett.*, 2018, **20**, 5439–5443; (g) H. Wang, Y. Li, Q. Lu, M. Yu, X. Bai, S. Wang, H. Cong, H. Zhang and A. Lei, *ACS Catal.*, 2019, **9**, 1888–1894.
- 14 (a) Z. Shang, Q. Chen, L. Xing, Y. Zhang, L. Wait and Y. Du, *Adv. Synth. Catal.*, 2019, **361**, 4932–4936; (b) Z. Ai, J. Xiao, Y. Li, B. Guo, Y. Du and K. Zhao, *Org. Chem. Front.*, 2020, **7**, 3935–3940.
- 15 (a) P. Ghosh, A. K. Nandi, G. Chhetri and S. Das, *J. Org. Chem.*, 2018, **83**, 12411–12419; (b) P. Ghosh, G. Chhetri, E. Perl and S. Das, *Adv. Synth. Catal.*, 2021, **363**, 2148–2156.
- 16 (a) L. Bettanin, S. Saba, C. V. Doerner, M. S. Franco, M. Godoi, J. Rafique and A. L. Braga, *Tetrahedron*, 2018, **74**, 3971–3980; (b) I. Rodrigues, A. M. Barcellos, A. L. Belladonna, J. A. Roehrs, R. Cargnelutti, D. Alves, G. Perin and R. F. Schumacher, *Tetrahedron*, 2018, **74**, 4242–4246; (c) J. Rafique, S. Saba, M. S. Franco, L. Bettanin, A. R. Schneider, L. T. Silva and A. L. Braga, *Chem.–Eur. J.*, 2017, **24**, 4173; (d) C. A. O. Moraes, R. B. C. Santos, M. F. O. Cavalcante, J. S. Guilhermi, M. A. Ali, G. V. Botteselle, T. E. A. Frizon, M. I. A. Shah, L. M. Liao, A. Beatriz, S. Saba and J. Rafique, *ACS Omega*, 2023, **8**, 39535–39545.
- 17 M. Liu, K. Yan, J. Wen, N. Zhang, X. Chen, X. Li and X. Wang, *Asian. J. Org. Chem.*, 2022, **11**, e202200381.
- 18 D. Singh, A. M. Deobald, L. R. S. Camargo, G. Tabarelli, O. E. D. Rodrigues and A. L. Braga, *Org. Lett.*, 2010, **12**, 3288–3291.
- 19 J.-D. Fang, X.-B. Yan, W.-J. Lin, Y.-C. Zhao and X.-Y. Liu, *Org. Lett.*, 2019, **21**, 7635–7638.