



Cite this: *RSC Adv.*, 2019, 9, 25377

Received 26th June 2019
Accepted 2nd August 2019

DOI: 10.1039/c9ra04836g

rsc.li/rsc-advances

Chiral benzene backbone-based sulfoxide-olefin ligands for highly enantioselective Rh-catalyzed addition of arylboronic acids to *N*-tosylarylimines†

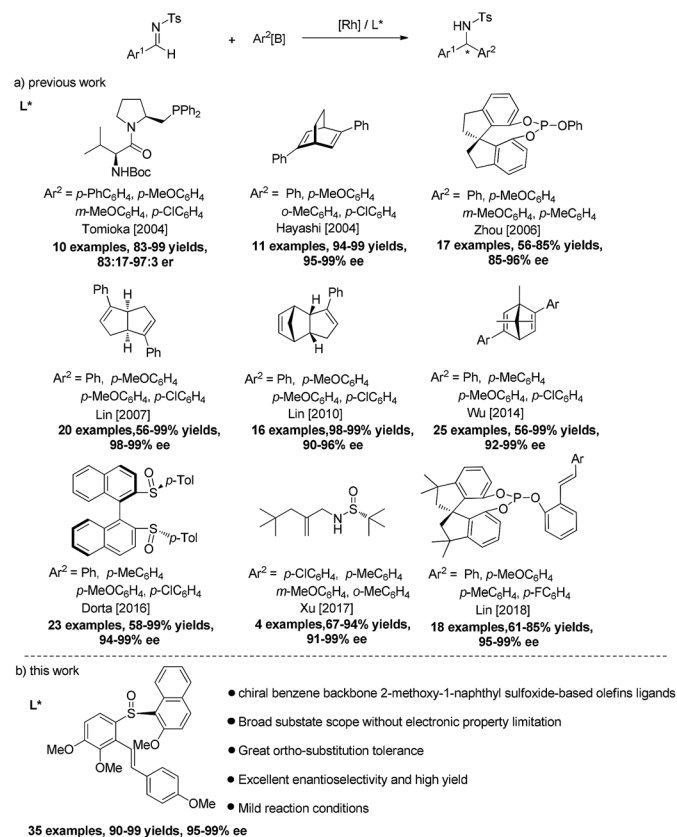
Feng Xue,^{ID}*^a Qibin Liu,^{*b} Yong Zhu,^a Yunfei Qing^a and Boshun Wan^{ID}*^c

An efficient Rh-catalyzed addition of arylboronic acids to *N*-tosylarylimines has been developed with chiral benzene backbone-based sulfoxide-olefin ligands, where 2-methoxy-1-naphthyl sulfinyl functionalized olefin ligands have shown to be more effective. The versatile method tolerates a wide range of functional groups and shows broad scope without regard to electronic or steric substitution pattern, allowing access to a broad range of chiral diarylmethylamines in high yields (up to 99%) with excellent enantioselectivities (up to 99% ee).

Introduction

Optically active diarylmethylamines are present in a variety of biologically significant structures.¹ Due to their pharmaceutical importance, great attention has been drawn to the development of their synthesis.² Rhodium-catalyzed asymmetric addition of organoboron reagents to aldimines has become a powerful strategy for the straightforward synthesis of the skeleton since the first report by Tomioka using *L*-valine-connected amido-monophosphane as chiral ligand in 2004.³ From then on, considerable efforts have been made and great progress has been achieved in the catalytic enantioselective arylation of *N*-tosyl or nosyl activated/protected imines.⁴ Among them, Hayashi and co-workers⁵ reported excellent enantioselectivities for the addition of aryl boroxines to *N*-tosylarylimines by employing chiral bicyclo[2.2.2]octadiene ligand. In 2006, Zhou and co-workers⁶ also reported an efficient asymmetric arylation of *N*-tosylarylimines using monodentate spiro phosphite (*S*)-ShiP. In 2007 and 2010, Lin and co-workers⁷ successively reported other examples in the highly efficient arylation of *N*-tosylarylimines with chiral bicyclo-[3.3.0]octadiene and dicyclopentadienes ligands. In 2014, Wu and co-workers⁸ adopted another diene ligand in enantioselective Rh-catalyzed arylation of *N*-tosyl and *N*-nosyl aldimines in methanol. Later, Dorta and co-workers⁹ employed chiral disulfoxide ligand for the efficient rhodium-catalyzed 1,2-addition of arylboroxines to *N*-tosylarylimines in

2016. Recently, Lin and co-workers applied chiral spiro monophosphite-olefin ligands in asymmetric addition of organoboron acids to aldimines.¹⁰ Despite the remarkable advances with these ligands (Scheme 1a), the substrate generality is likely influenced by the electronic and steric substitution pattern of both reaction partners to show relatively narrow compatibility of



Scheme 1 Rh-catalyzed asymmetric arylation of *N*-tosylarylimines.

^aKey Laboratory of Functional Organic Molecules of Xinxiang City Henan Province, College of Chemistry and Chemical Engineering, Henan Institute of Science and Technology, Xinxiang, Henan, 453002, China. E-mail: fxuehist@sina.com

^bDalian Alychem Co., Ltd, 5 Jinbin Road, Dalian 116620, China. E-mail: qliu@allychem.com

^cDalian Institute of Chemical Physics, Chinese Academy of Sciences, 457 Zhongshan Road, Dalian 116023, P. R. China. E-mail: bswan@dicp.ac.cn

† Electronic supplementary information (ESI) available. See DOI: 10.1039/c9ra04836g



reaction substrates. For example, these methods mainly focused on less sterically hindered *para*- as well as electron-rich substitution arylboron reagents. Moreover, limited research has been conducted on substrates with electron-poor groups and *ortho*-substituent groups. Thus, it is required to broaden the substrate scope of this Rh-catalyzed asymmetric arylation reaction with greater substitution tolerance.

With *o*-phenylene as the linkage of olefin and sulfoxide, we¹¹ have successfully developed a series of simple and easily tunable chiral benzene backbone-based olefin-sulfoxide ligands bearing different olefin and sulfinyl moieties for the Rh-catalyzed enantioselective addition reaction, where 2-methoxy-1-naphthyl sulfinyl functionalized olefin ligands^{11b,c} have high efficiency for the conjugate addition of arylboronic acids to nitroalkenes and unsaturated esters. Meanwhile, other chiral sulfinyl-based olefin ligands (SOLs)¹² have also been explored and applied in a range of Rh-catalyzed asymmetric transformations, which have obvious advantage over some conventional chiral ligands in terms of activity and selectivity. Recently, Xu and co-workers^{12j} reported highly enantioselective addition of aryl boroxines to *N,N*-dimethylsulfamoyl-protected aldimines by employing chiral branched *tert*-butyl sulfonamide-based olefins ligands, in which limited examples were tentatively conducted on the reaction of *N*-tosylarylimines with arylboroxines without systematically examined the reaction (Scheme 1a). Despite the significant progress, the sulfinyl moieties of the reported sulfinyl-based olefin ligands were mostly limited to *tert*-butyl substitution, and the incorporation of alkenes with other sulfinyl groups remains underappreciated and far less explored. In view of the pharmaceutical importance of chiral diarylmethylamines in organic transformations, it is still highly desirable to develop effective catalytic systems that would successfully lead to a broad range of desired diarylmethylamines with excellent enantioselectivities. To this end, we explored the asymmetric addition of aryl boronic acids to *N*-tosylarylimines by using chiral benzene backbone-based sulfoxide-olefin ligands based on 2-methoxy-1-naphthyl sulfinyl moiety, affording a broad range of chiral diarylmethylamines in high yields (up to 99%) with excellent enantioselectivities (up to 99% ee) (Scheme 1b).

Results and discussion

We started with Rh-catalyzed conjugate addition of *N*-tosylphenylimine **1a** with *p*-anisylboronic acid **2a** in the presence of ligands **L1**–**L6** (Table 1). Initially, the reaction proceeded in the presence of 1.5 mol% $[\text{RhCl}(\text{C}_2\text{H}_4)_2]_2$ and 3.3 mol% **L1** or **L2a** bearing *tert*-butylsulfinyl moiety in Et_3N /toluene, giving a trace amount of desired product (entries 1–2). To improve the activity, ligands **L2b**–**L2d** bearing different *p*-sulfinyl moieties were screened. It was found that ligand **L2b** with *p*-tolysulfinyl moiety gave the expected product **3aa** in 75% yield with 40% ee (entry 3), whereas ligand **L2c** bearing *p*-methoxybenzene sulfinyl moieties gave 60% ee (entry 4) and **L2d** with 2-methoxy-1-naphthyl sulfinyl moiety afforded higher yield (85%) and enantioselectivity (76% ee) (entry 5). With 2-methoxy-1-naphthyl moiety was established, ligands **L3**–**L6** bearing different alkene moieties containing substituents with different steric and

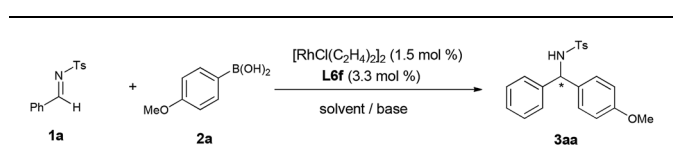
Table 1 Screening of ligands, solvents, and bases in the addition reaction^a

Entry	Ligand	Yield ^b (%)	ee ^c (%)
1	L1	Trace	n.d. ^d
2	L2a	Trace	n.d. ^d
3	L2b	75	40
4	L2c	80	60
5	L2d	85	76
6	L3e	86	79
7	L3f	83	91
8	L3g	87	85
9	L4f	91	90
10	L5f	90	80
11	L6f	92	95

^a The reaction was carried out with *N*-tosylphenylimine **1a** (0.30 mmol), *p*-anisylboronic acid **2a** (0.45 mmol), $[\text{RhCl}(\text{C}_2\text{H}_4)_2]_2$ (0.0045 mmol), ligand (0.0099 mmol, 1.1 equiv. to Rh), and 0.75 M Et_3N (0.20 mL) in toluene (2.0 mL) at 50 °C for 5–6 h. ^b Yield based on *N*-tosylphenylimine. ^c Determined by HPLC analysis. ^d Not determined.

electronic natures were further examined, meanwhile, the substitution effects on the central benzene ring moiety were also explored (entries 6–11). It was speculated that the electronic property of the substitutes at the olefin moiety would have a significant effect on the enantioselectivity. Ligand **L3f** possessing an electron-donating *para*-methoxy group on the terminal benzene ring afforded the product with higher enantioselectivity (entry 7 vs. entries 6 and 8). Moreover, the electronic effect on the benzene backbone was also examined. Ligands **L4f** bearing a MOMO substituent on the benzene backbone showed similar reactivity as that of **L3f** (entry 9 vs. entry 7). However, when an additional methoxy group was introduced to the *ortho*-position of MeO on the benzene backbone of **L3f**, ligand **L6f** afforded the product with increased catalytic reactivity and enantioselectivity (92% yield, 95% ee, entry 11) while ligand **L5f** showed inferior result (80% ee, entry 10).

Next, the influence of solvents and bases was further explored (Table 2). Other inorganic bases such as KOH, K_2CO_3 , and K_3PO_4 did not improve the enantioselectivity (entries 1–3). When the reaction was conducted in aqueous KHF_2 /toluene solution, in which potassium aryltrifluoroborate can be generated *in situ*,¹³ no increase of reactivity and enantioselectivity was also observed (entry 4). Gratifyingly, KF afforded highest enantioselectivity (97% ee, entry 5). Furthermore, solvent screening showed that dioxane, THF, DCE and CH_2Cl_2 failed to improve the enantioselectivity (entries 6–9). In addition, other

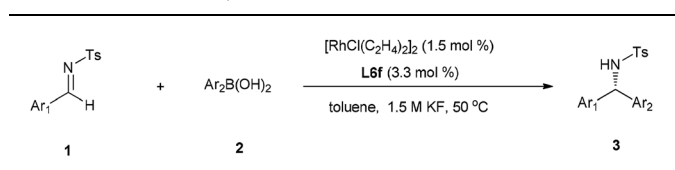
Table 2 Screening of ligands, solvents, and bases in the addition reaction^a

Entry	Solvent	Base	Yield ^b (%)	ee ^c (%)
1	Toluene	KOH (0.75 M)	95	91
2	Toluene	K ₂ CO ₃ (1.5 M)	90	92
3	Toluene	K ₃ PO ₄ (1.5 M)	90	92
4	Toluene	KHF ₂ (1.5 M)	90	93
5	Toluene	KF (1.5 M)	96	97
6	Dioxane	KF (1.5 M)	91	91
7	THF	KF (1.5 M)	93	91
8	DCE	KF (1.5 M)	92	89
9	CH ₂ Cl ₂	KF (1.5 M)	91	96
10 ^d	Toluene	KF (1.5 M)	94	97
11 ^e	Toluene	KF (1.5 M)	93	95

^a The reaction was carried out with *N*-tosylphenylimine **1a** (0.30 mmol), *p*-anisylboronic acid **2a** (0.45 mmol), [RhCl(C₂H₄)₂]₂ (0.0045 mmol), ligand **L6f** (0.0099 mmol, 1.1 equiv. to Rh), and 1.5 M aq base (0.20 mL) in solvent (2.0 mL) at 50 °C for 5–6 h. ^b Yield based on *N*-tosylphenylimine. ^c Determined by HPLC analysis. ^d *p*-Methoxy phenylboroxine instead of *p*-anisylboronic acid. ^e *N*-Nosylphenylimine instead of *N*-tosylphenylimine.

organoboron reagents and aldimines such as *p*-methoxy phenylboroxine and *N*-nosylphenylimine exhibited comparable results as those of *p*-anisylboronic acid **2a** and *N*-tosylphenylimine **1a** (entries 10–11).

Having established the optimal reaction conditions, we then investigated the substrate scope of this Rh-catalyzed asymmetric arylation (Table 3). We were pleased to find that a variety of arylboronic acids bearing substituents with diverse electronic and steric properties all smoothly reacted with *N*-tosylarylimines to provide the desired product in high yields (90–99%) with excellent enantioselectivities (95–99%). In general, the electronic properties of the substituent did not significantly affect the reaction stereoselectivity. Extremely high enantiomeric excesses (98–99% ee) were attained with electron-poor or sterically encumbered arylboronic acids (entries 7–13 and 26–28). Furthermore, a broad range of electronically and sterically different aryl imines were tested. Regardless of the substitution pattern on the phenyl ring, all these imines reacted well with arylboronic acids to provide the corresponding products in high yields with excellent enantioselectivity (95–99% ee). Intriguingly, apart from almost same enantiocontrol happened in electron-poor imines **1f** and arylboronic acids **2i** (entry 9 vs. 20), significant enantiocontrol was observed with electron-rich imines; this trend is opposite to what is observed with arylboronic acids. Thus, in some cases such as for **1c** and **1d**, by simply reversing the corresponding Ar¹ and Ar² groups of the two substrates, the ee of the product can be readily enhanced (entry 1 vs. 18, entry 2 vs. 17, and also entry 32 vs. 24). These results indicate that the desired highly enantioenriched product could easily be furnished by switching the aryl acceptor/donor.

Table 3 Substrate scope in the addition reaction^a

Entry	Ar ¹	Ar ²	Yield ^b (%)	ee ^c (%)
1	Ph(1a)	4-MeOC ₆ H ₄ (2a)	96(3aa)	97
2	Ph(1a)	2-MeOC ₆ H ₄ (2b)	93(3ab)	95
3	Ph(1a)	3-MeOC ₆ H ₄ (2c)	95(3ac)	97
4	Ph(1a)	2-MeC ₆ H ₄ (2d)	94(3ad)	97
5	Ph(1a)	3-MeC ₆ H ₄ (2e)	96(3ae)	98
6	Ph(1a)	4-MeC ₆ H ₄ (2f)	98(3af)	98
7	Ph(1a)	2-Fc ₆ H ₄ (2g)	99(3ag)	99
8	Ph(1a)	4-ClC ₆ H ₄ (2h)	99(3ah)	98
9	Ph(1a)	4-BrC ₆ H ₄ (2i)	98(3ai)	98
10	Ph(1a)	3-CF ₃ C ₆ H ₄ (2j)	95(3aj)	99
11	Ph(1a)	4-CF ₃ C ₆ H ₄ (2k)	96(3ak)	98
12	Ph(1a)	4- <i>t</i> -BuC ₆ H ₄ (2l)	94(3al)	98
13	Ph(1a)	1-Naphthyl(2m)	90(3am)	98
14	Ph(1a)	3,4-diMeC ₆ H ₃ (2n)	91(3an)	96
15	Ph(1a)	3,4-diMeOC ₆ H ₃ (2o)	92(3ao)	96
16	1-Naphthyl(1b)	Ph(2p)	97(3bp)	99
17	2-MeOC ₆ H ₄ (1c)	Ph(2p)	95(3cp)	98
18	4-MeOC ₆ H ₄ (1d)	Ph(2p)	96(3dp)	99
19	4-MeC ₆ H ₄ (1e)	Ph(2p)	95(3ep)	97
20	4-BrC ₆ H ₄ (1f)	Ph(2p)	97(3fp)	98
21	2-ClC ₆ H ₄ (1g)	Ph(2p)	95(3gp)	97
22	2-MeOC ₆ H ₄ (1c)	4-MeOC ₆ H ₄ (2a)	93(3ca)	95
23	4-MeOC ₆ H ₄ (1d)	3-MeOC ₆ H ₄ (2c)	95(3dc)	98
24	4-MeOC ₆ H ₄ (1d)	4-MeC ₆ H ₄ (2f)	96(3df)	99
25	4-MeOC ₆ H ₄ (1d)	3-MeC ₆ H ₄ (2e)	95(3de)	96
26	4-MeOC ₆ H ₄ (1d)	2-MeC ₆ H ₄ (2d)	93(3dd)	98
27	4-MeOC ₆ H ₄ (1d)	4-CF ₃ C ₆ H ₄ (2k)	98(3dk)	99
28	4-MeOC ₆ H ₄ (1d)	4-ClC ₆ H ₄ (2h)	99(3dh)	98
29	4-MeOC ₆ H ₄ (1d)	1-Naphthyl(2m)	90(3dm)	97
30	4-MeOC ₆ H ₄ (1d)	2-Naphthyl(2n)	93(3dn)	98
31	4-MeC ₆ H ₄ (1e)	2-MeOC ₆ H ₄ (2b)	94(3eb)	95
32	4-MeC ₆ H ₄ (1e)	4-MeOC ₆ H ₄ (2a)	97(3ea)	95
33	4-MeC ₆ H ₄ (1e)	4-ClC ₆ H ₄ (2h)	96(3eh)	98
34	4-MeC ₆ H ₄ (1e)	1-Naphthyl(2m)	90(3em)	97
35	4-MeC ₆ H ₄ (1e)	2-Naphthyl(2n)	93(3en)	97

^a The reaction was carried out with *N*-tosylarylimines (0.30 mmol), arylboronic acids (0.45 mmol), [RhCl(C₂H₄)₂]₂ (0.0045 mmol), ligand **L6f** (0.0099 mmol, 1.1 equiv. to Rh), and 1.5 M aq KF (0.20 mL) in toluene (2.0 mL) at 50 °C for 5–6 h. ^b Yield based on *N*-tosylarylimines. ^c Determined by HPLC analysis.

Another interesting feature is that the reaction exhibits a truly remarkable *ortho*-substitution tolerance. In all cases with sterically encumbered substrates, as exemplified by **2d** (entry 4), **2g** (entry 7), **2m** (entry 13), **1b** (entry 16), **1c** (entry 17), **1g** (entry 21), nearly perfect enantiomeric excesses (97–99% ee) could be achieved. In addition, it is worth mentioning that when it comes to arylboronic acids with *m*-OMe and *p*-Me groups on the phenyl ring, higher yield and enantioselectivity were obtained than those in previous work^{12j} (entry 3, 95% yield, 97% ee vs. 67% yield, 94% ee and entry 6, 98% yield, 98% ee vs. 94% yield, 91% ee).

On the basis of the reaction stereochemical outcome, an empirical transition state model¹⁴ is proposed (Fig. 1). We

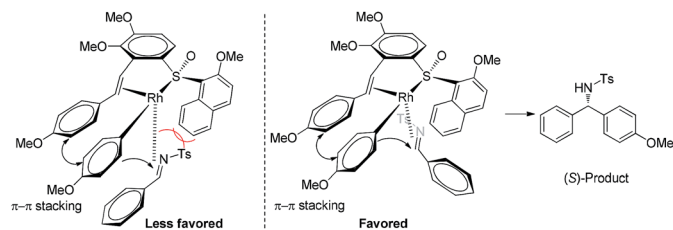


Fig. 1 Proposed stereochemical pathway for the asymmetric arylation.

assume that there tends to be a π - π stacking between the phenyl ring of the ligand terminus and the metalated phenyl ring of phenylboronic acid in the reaction transition state. The Rh-complex recognizes the alkene moiety of *N*-tosylarylimine as a result of the steric repulsion between the 2-methoxy-1-naphthyl group of the ligand and tosyl group of the *N*-tosylarylimine. To minimize steric congestion, coordination of *N*-tosylarylimine from the less steric hindered side is more favorable, which leads to the *S* isomer and is consistent with the observed stereochemistry.

Conclusion

In conclusion, an efficient Rh-catalyzed addition of arylboronic acids to *N*-tosylarylimines has been developed with chiral benzene backbone-based sulfoxide-olefin ligands, where 2-methoxy-1-naphthyl sulfinyl functionalized olefin ligands have shown to be more effective than the *tert*-butyl sulfinyl-based ones, allowing access to a broad range of chiral diarylmethylamines in high yields (up to 99%) with excellent enantioselectivities (up to 99% ee). Compared with the methods in the literature, both the electron effect and steric effect of the substituent group of the reaction substrate have no obvious influence on the reaction results, especially when the substrates with strong electron-withdrawing group or *ortho*-hindrance were involved in the reaction. Excellent yield and enantioselectivity could be also achieved, indicating that the catalytic system has a wide range of reaction substrate tolerance. This study sets the stage for further exploration of these recently developed ligands in other asymmetric transformations and the development of other kinds of unique olefin ligands. Further studies are underway and will be reported in due course.

Experimental

General

All reactions were carried out under an atmosphere of nitrogen using the standard Schlenk techniques, unless otherwise noted. Solvents were dried and distilled by standard procedures. ^1H NMR and ^{13}C NMR spectra were recorded at room temperature in CDCl_3 on 400 MHz and 600 MHz instrument with tetramethylsilane (TMS) as internal standard. Enantiomeric excess was determined by HPLC analysis, using chiral column described below in detail. Optical rotations were measured by polarimeter. Flash column chromatography was performed on silica gel (200–300 mesh). All reactions were monitored by TLC analysis.

General procedure for the enantioselective Rh-catalyzed addition of arylboronic acids to *N*-tosylarylimines

Under nitrogen atmosphere, a mixture of $[\text{RhCl}(\text{C}_2\text{H}_4)_2]_2$ (1.8 mg, 0.0045 mmol) and ligand **L6f** (4.7 mg, 0.0099 mmol) in 1 mL toluene was stirred at room temperature for 1 h. At which time arylboronic acid (0.45 mmol) was added, followed by *N*-tosylarylimines (0.30 mmol), aqueous KF (1.5 M in H_2O , 0.20 mL, 0.30 mmol) and toluene (1 mL). The reaction was stirred at 50 °C for 5–6 h. When the reaction was over, the reaction mixture was concentrated *in vacuo* and purified by silica gel flash column chromatography (petroleum ether/ethyl acetate as eluent) to afford the product.

Conflicts of interest

There are no conflicts to declare.

Acknowledgements

Financial support from the National Natural Science Foundation of China (21172218) is gratefully acknowledged.

Notes and references

- For representative examples, see: (a) C. M. Spencer, D. Foulds and D. H. Peters, *Drugs*, 1993, **46**, 1055; (b) S. N. Calderon, R. B. Rothman, F. Porreca, J. L. Flippen-Anderson, R. W. McNutt, H. Xu, L. E. Smith, E. J. Bilsky, P. Davis and K. C. Rice, *J. Med. Chem.*, 1994, **37**, 2125; (c) M. J. Bishop and R. W. McNutt, *Bioorg. Med. Chem. Lett.*, 1995, **5**, 1311; (d) S. Sakurai, N. Ogawa, T. Suzuki, K. Kato, T. Ohashi, S. Yasuda, H. Kato and Y. Ito, *Chem. Pharm. Bull.*, 1996, **44**, 765.
- For representative examples, see: (a) S. Kobayashi and H. Ishitani, *Chem. Rev.*, 1999, **99**, 1069; (b) C. Bolm, J. P. Hildebrand, K. Muñiz and N. Hermanns, *Angew. Chem., Int. Ed.*, 2001, **40**, 3284; (c) F. Schmidt, R. T. Stemmler, J. Rudolph and C. Bolm, *Chem. Soc. Rev.*, 2006, **35**, 454; (d) S. Kobayashi, Y. Mori, J. S. Fossey and M. M. Salter, *Chem. Rev.*, 2011, **111**, 2626.
- M. Kuriyama, T. Soeta, X. Hao, Q. Chen and K. Tomioka, *J. Am. Chem. Soc.*, 2004, **126**, 8128.
- For representative examples, see: (a) T. Hayashi, M. Kawai and N. Tokunaga, *Angew. Chem., Int. Ed.*, 2004, **43**, 6125; (b) Y. Otomaru, N. Tokunaga, R. Shintani and T. Hayashi, *Org. Lett.*, 2005, **7**, 307; (c) D. J. Weix, Y. L. Shi and J. A. Ellman, *J. Am. Chem. Soc.*, 2005, **127**, 1092; (d) *Modern Rhodium-Catalyzed Organic Reactions*, ed. P. A. Evans, Wiley-VCH, Weinheim, 2005; (e) M. Trincado and J. A. Ellman, *Angew. Chem., Int. Ed.*, 2008, **47**, 5623; (f) Z. Cui, H. J. Yu, R. F. Yang, W. Y. Gao, C. G. Feng and G. Q. Lin, *J. Am. Chem. Soc.*, 2011, **133**, 12394; (g) X. Gao, B. Wu, Z. Yan and Y. G. Zhou, *Org. Biomol. Chem.*, 2016, **14**, 55.

- 5 N. Tokunaga, Y. Otomaru, K. Okamoto, K. Ueyama, R. Shintani and T. Hayashi, *J. Am. Chem. Soc.*, 2004, **126**, 13584.
- 6 H. F. Duan, Y. X. Jia, L. X. Wang and Q. L. Zhou, *Org. Lett.*, 2006, **8**, 2567.
- 7 (a) Z. Q. Wang, C. G. Feng, M. H. Xu and G. Q. Lin, *J. Am. Chem. Soc.*, 2007, **129**, 5336; (b) C. Shao, H. J. Yu, N. Y. Wu, C. G. Feng and G. Q. Lin, *Org. Lett.*, 2010, **12**, 3820.
- 8 C. C. Chen, B. Gopula, J. F. Syu, J. H. Pan, T. S. Kuo, P. Y. Wu, J. P. Henschke and H. L. Wu, *J. Org. Chem.*, 2014, **79**, 8077.
- 9 G. Z. Zhao, G. Sipos, A. Salvador, A. Ou, P. C. Gao, B. W. Skelton and R. Dorta, *Adv. Synth. Catal.*, 2016, **358**, 1759.
- 10 H. Y. Shan, Q. X. Zhou, J. L. Yu, S. Q. Zhang, X. Hong and X. F. Lin, *J. Org. Chem.*, 2018, **83**, 11873.
- 11 (a) F. Xue, X. C. Li and B. S. Wan, *J. Org. Chem.*, 2011, **76**, 7256; (b) F. Xue, X. C. Li and B. S. Wan, *J. Org. Chem.*, 2012, **77**, 3081; (c) F. Xue, D. P. Wang, X. C. Li and B. S. Wan, *Org. Biomol. Chem.*, 2013, **11**, 7893.
- 12 For representative examples, see: (a) T. Thaler, L. N. Guo, A. K. Steib, M. Raducan, K. Karaghiosoff, P. Mayer and P. Knochel, *Org. Lett.*, 2011, **13**, 3182; (b) G. H. Chen, J. Y. Gui, L. C. Li and J. Liao, *Angew. Chem., Int. Ed.*, 2011, **50**, 7681; (c) Z. Q. Liu, X. Q. Feng and H. F. Du, *Org. Lett.*, 2012, **14**, 3154; (d) X. Feng and H. Du, *Asian J. Org. Chem.*, 2012, **1**, 204; (e) H. Wang, T. Jiang and M. H. Xu, *J. Am. Chem. Soc.*, 2013, **135**, 971; (f) F. Xue, C. G. Li, J. Chen and B. S. Wan, *Chin. J. Org. Chem.*, 2014, **34**, 267; (g) Y. Li and M. H. Xu, *Chem. Commun.*, 2014, **50**, 3771; (h) Y. Li, Y. N. Yu and M. H. Xu, *ACS Catal.*, 2016, **6**, 661; (i) Y. F. Zhang, D. Chen, W. W. Chen and M. H. Xu, *Org. Lett.*, 2016, **18**, 2726; (j) T. Jiang, W. W. Chen and M. H. Xu, *Org. Lett.*, 2017, **19**, 2138; (k) C. Y. Wu, Y. F. Zhang and M. H. Xu, *Org. Lett.*, 2018, **20**, 1789; (l) Y. Li, B. Liu and M. H. Xu, *Org. Lett.*, 2018, **20**, 2306.
- 13 Z. G. Wang, C. G. Feng, S. S. Zhang, M. H. Xu and G. Q. Lin, *Angew. Chem., Int. Ed.*, 2010, **49**, 5780.
- 14 (a) T. Hayashi, M. Takahashi, Y. Takaya and M. Ogasawara, *J. Am. Chem. Soc.*, 2002, **124**, 5052; (b) T. Hayashi, K. Ueyama, N. Tokunaga and K. Yoshida, *J. Am. Chem. Soc.*, 2003, **125**, 11508.