

BMJ Open Preclinical medical students' understandings of academic and medical professionalism: visual analysis of mind maps

Janusz Janczukowicz,¹ Charlotte E Rees²

To cite: Janczukowicz J, Rees CE. Preclinical medical students' understandings of academic and medical professionalism: visual analysis of mind maps. *BMJ Open* 2017;7:e015897. doi:10.1136/bmjopen-2017-015897

► Prepublication history for this paper is available online. To view these files, please visit the journal online (<http://dx.doi.org/10.1136/bmjopen-2017-015897>).

Received 11 January 2017

Revised 28 May 2017

Accepted 29 June 2017

ABSTRACT

Introduction Several studies have begun to explore medical students' understandings of professionalism generally and medical professionalism specifically. Despite espoused relationships between academic (AP) and medical professionalism (MP), previous research has not yet investigated students' conceptualisations of AP and MP and the relationships between the two.

Objectives The current study, based on innovative visual analysis of mind maps, therefore aims to contribute to the developing literature on how professionalism is understood.

Methods We performed a multilayered analysis of 98 mind maps from 262 first-year medical students, including analysing textual and graphical elements of AP, MP and the relationships between AP and MP.

Results The most common textual attributes of AP were learning, lifestyle and personality, while attributes of MP were knowledge, ethics and patient-doctor relations. Images of books, academic caps and teachers were used most often to represent AP, while images of the stethoscope, doctor and red cross were used to symbolise MP. While AP-MP relations were sometimes indicated through co-occurring text, visual connections and higher-order visual metaphors, many students struggled to articulate the relationships between AP and MP.

Conclusions While the mind maps' textual attributes shared similarities with those found in previous research, suggesting the universality of some professionalism attributes, our study provides new insights into students' conceptualisations of AP, MP and AP-MP relationships. We encourage medical educators to help students develop their understandings of AP, MP and AP-MP relationships, plus consider the feasibility and value of mind maps as a source of visual data for medical education research.

INTRODUCTION

While professionalism is one of the core concepts of contemporary medical education worldwide, there is no globally agreed definition, with understandings depending on cultural context.¹⁻³ Although literature is now beginning to accumulate exploring what scholars, medical students and medical practitioners think professionalism and

Strengths and limitations of this study

- This is the first study to explore preclinical medical students' understandings of academic professionalism (AP), medical professionalism (MP) and the relationships between the two.
- The use of innovative visual methods helped us to demonstrate more clearly students' perceptions (including potentially hidden perceptions) of the relationships between AP and MP.
- We did not engage in dialogue with students about their mind map creations so our interpretations of their mind maps are tentative.
- Our study was conducted at one medical school, thus limiting the transferability of our findings to other schools.

medical professionalism is eg.⁴⁻⁹, much of this research has employed traditional methods in medical education (eg, surveys and interviews). Furthermore, despite espoused relationships between academic (AP) and medical professionalism (MP) (see [table 1](#) for understandings of these concepts), to our knowledge, studies have not yet explored medical students' understandings of AP and MP and the relationships between the two. To address this gap in the literature, the current study explored preclinical medical students' understandings of AP and MP and the relationships between the two using innovative visual methods in medical education.

Conceptualisations of professionalism

Numerous papers have considered what professionalism is over recent years, including those using primary research^{4,6,9} and secondary research.^{8,10,11} Some authors have considered common discourses of professionalism in the literature, suggesting that discourses can be classified by epistemology (positivist-objectivist or subjectivist-constructivist) and scope, for example, individual, interpersonal, collective or complexity,^{6,8,10} while others have



CrossMark

¹Centre for Medical Education, Medical University of Lodz, Lodz, Poland

²Monash Centre for Scholarship in Health Education (MCSHE), Faculty of Medicine, Nursing and Health Science, Monash University, Melbourne, Victoria, Australia

Correspondence to

Dr Janusz Janczukowicz;
janusz.janczukowicz@umed.lodz.pl

Table 1 Understandings of professionalism, academic professionalism (AP) and medical professionalism (MP)

Professionalism	Professionalism has been conceptualised more broadly by Freidson ⁴² as including interrelated features such as: specialised work underpinned by knowledge and skill; authority around division of labour established and monitored through occupational cooperation; protected position in labour force based on occupational qualifications; formal higher education producing qualifications controlled by occupation and occupational ideology of doing good work ⁴³
Medical professionalism	By 'medical professionalism', we are referring to students' professionalism in relation to their future professional role (as doctors to be) and within the medical workplace setting such as in hospitals, primary care, etc. Published definitions of medical professionalism vary but often centre on the behaviours and values of doctors and their relationships with patients underpinned by trust. For example, 'medical professionalism signifies a set of values, behaviours and relationships that underpins the trust the public has in doctors' (Royal College of Physicians, p. 14) ⁴⁴ and 'medical professionalism consists of those behaviours by which we—as physicians—demonstrate that we are worthy of the trust bestowed on us by our patients and the public, because we are working for the patients' and the public's good' (Swick, p. 614) ¹
Academic professionalism	Academic professionalism has typically related to the professionalism of academics including key characteristics such as educational expertise, autonomy, generating new knowledge, altruistic concern for students, etc. ⁴⁵ However, by using the term 'academic professionalism' in the current study, we are specifically referring to students' professionalism in relation to their student/academic role and within the University setting such as classrooms, virtual learning environments, examinations, etc. Understandings of academic professionalism in this sense have typically centred on the academic integrity of students including issues such as examination/assessment integrity (not cheating in examinations, not plagiarising coursework), attendance and punctuality for classes, appropriate behaviours towards University-based staff, not manipulating research data, contributing appropriately to group work and so on. ^{46 47}

considered professionalism from a particular disciplinary perspective such as sociology, emphasising the dynamic nature of professionalism and its multiple dimensions, including gender, race and class.¹¹

Both reviews of the professionalism literature⁸ and interviews and surveys with medical students and medical practitioners^{4 6 9} have identified a wide variety of attributes and dimensions of professionalism with dominant ones within and/or across studies including: individual attributes such as knowledge, competence, technical skills, keeping up-to-date, honesty, integrity, motivation and being well-organised; interpersonal relationships with patients such as respect, trust, confidence, compassion and patient-centredness; interpersonal relationships with colleagues such as team-working and collective attributes such as recognising the trust society places in the medical profession, following rules and being law-abiding.^{4 6 8 9}

Students' understandings of professionalism can vary according to their stage of study (preclinical vs clinical) and the professionalism curriculum they are exposed to.⁶ Specifically, Monrouxe *et al*⁶ found that clinical students experiencing longitudinal professionalism curricula based on small groups presented more complex and nuanced understandings of professionalism compared with their preclinical counterparts, whereas clinical students experiencing suboptimal professionalism curricula (eg, lectures delivered mostly in the preclinical phase) demonstrated less sophisticated accounts of professionalism than preclinical students. To properly design and implement professionalism curricula therefore, medical educators need to know national and institutional definitions of professionalism,² and they also need to understand how students conceptualise professionalism during

preclinical (so AP) and clinical stages (MP) of medical curricula. Indeed, although relationships are believed to exist between AP and MP,¹² medical students/practitioners sometimes see these two concepts as unrelated, for example, that academic dishonesty does not necessarily translate to dishonesty within patient-orientated contexts. While we are beginning to understand better medical students' and practitioners' conceptualisations of professionalism and MP, we still do not understand their conceptualisations of AP or MP and the relationships between the two.^{13–15} Furthermore, we do not fully understand what a priori understandings of professionalism that first year medical students bring with them to medical school and before they are socialised into professionalism codes laid down by regulatory bodies. Therefore, this study seeks to address this important gap in the professionalism research literature.

Exploring students' understandings of professionalism using innovative visual methods

While publications on professionalism were initially most often authored and consecutively read by medical doctors, social scientists have brought new methodologies to bear on professionalism research.^{16 17} While the above studies predominantly employ traditional quantitative (eg, surveys) or qualitative (eg, interviews) methods, social scientists nowadays are beginning to emphasise the visual intensity of the modern era, with Jay¹⁸ introducing the term 'ocularcentrism' to highlight the central role of visual data in contemporary Western culture. Indeed, semiotic studies devoted to the meaning (signification) of visual signs and relations between the signifiers (any kind of visual expression from a logo to a gesture) and the

signified are growing in popularity.^{19 20} While previous professionalism research has drawn on visual materials, for example, video recordings of professionalism lapses as a stimulus to collect data from study participants,²¹ no published research has so far employed concept or mind maps as a data source for understanding professionalism. Concept and mind maps are graphic, schematic outcomes of learning activity, which aim to organise knowledge and clarify the learnt or investigated problem and have been used as researchers' aids to increase understanding of research processes, as well as to enhance self-reflection and document new ideas.^{22 23} While concept and mind maps have become popular learning tools in medical education,^{24–26} there are no published papers on the advantages and disadvantages of maps used as data sources for research in medical education.

We decided to employ mind maps as a data collection method in this study rather than more traditional methods (eg, interviews) because we thought the visual nature of mind maps would provide us with already structured and precoded data, as study participants create their own, clear hierarchy of attributes and descriptors, equivalent to the creation of code families during the qualitative interview analysis process. In mind maps, participants also generate visual connections for themselves, indicating perceived relations between particular concepts (eg, AP and MP), similar to networks only recently implemented in computer-assisted qualitative data analysis software such as Atlas.ti. Finally, as suggested by Woodhouse,²⁷ visual research methods using drawings can reveal additional information difficult to elicit if using interviews or questionnaires. Indeed, like with metaphoric talk,^{28 29} we felt that collecting and analysing visual data pertaining to students' understandings of AP and MP and their relations, would help to reveal insights into students' ways of conceptualising AP and MP and AP-MP relations that went beyond what would be collected through talk alone: insights that might even be hidden (unconscious) to student participants themselves.

Aims of the study and research questions

Given the importance of understanding AP and MP, alongside the potential for mind maps as a source of research data exploring relationships, this study explored preclinical medical students' understandings of AP and MP and their relationships through a visual analysis of mind maps. This study aims to address the two research questions (see below), along with establishing the feasibility of using mind maps as an innovative source of qualitative research data:

- ▶ How do preclinical medical students understand AP and MP?
- ▶ What are their perceptions of the relationships between these two concepts?

METHOD

Study design

This study employs visual methodology to explore students' conceptualisations of AP and MP and their relations. A multilayered process of thematic analysis of both textual and graphical data was based on an interpretative approach.³⁰

Context

Polish medical schools offer MD (Doctor of Medicine) and DMD (Dentistry Medicine Doctor) courses to Polish and international students, both in English and Polish, with both degrees being equivalent to Masters level, classified in the European Union (EU) as Bologna second cycle. While courses in Polish last for 6 years (MD) and 5 years (DMD) and are aimed at high-school graduates, courses in English last for 6 years for high-school graduates or 4 years for students holding previously obtained premedical degrees at Bachelors level (Bologna first cycle). As Polish diplomas are recognised in all EU countries or undergo typical validation procedures in non-EU countries, the student population at the participating University is highly heterogeneous and includes students from Europe, Asia, Australia and the Americas, bringing challenges related to teaching professionalism in the preclinical years.³¹ While increasing numbers of medical schools are moving towards a Z-shaped model of vertical integration with better integration between basic and clinical sciences learning across curricula,³² the current school has a relatively traditional basic and clinical sciences divide, with students starting their clinical experiences after the end of the first year of study.

Participants

Participants of this study were in the first semester of the first year of the Polish and international MD and DMD courses at one Polish Medical University. One hundred fifty-one Polish MD, 45 international 6-year course MD and 21 international DMD students were recent high-school graduates, while 45 international 4-year course MD students were Bachelor-level premedical college graduates (total 262 students). The majority of the sample was female (64%) and white (82%). Students' ages ranged from 18 to 35 years (mean=20.24, SD=1.8). The individual demographic data (age, gender and ethnicity) are not attributed to particular students' mind maps in order to maintain the anonymity of the mind maps.

Both Polish and international post-high school students had no previous clinical experience and had not participated in any explicit courses on AP and MP previously. Despite being early in their medical education and having no clinical experiences, we still expected these students to have some a priori understandings of professionalism on which to draw for the current study, in the same way that medical schools with multiple-mini interviews (MMI) and situational judgement tests (SJT) at selection expect prospective medical students to have some understandings of professionalism.^{33 34} A minority (n=10) of the

international premedical college graduates reported previous participation in courses on professionalism and had some clinical experience. All of the students, divided into small groups (of 2 or 3), participated during the first 2 months of their university education in an introductory short course on learning skills including setting ground rules for team cooperation, a workshop on team-based learning and a workshop on mind mapping, focused on using mind maps to enhance creative thinking, brainstorming and generating new ideas.

Data collection

The student activity was described as follows: "Prepare a mind map presenting medical and academic professionalism and indicating connections and relations between these two types of professionalism. You may prepare either a hand-made or a computer based project". Students were given resources and 3 weeks to fulfil the above task. They were asked to follow the general mind mapping rules and simultaneously to express creativity within the accepted framework. They had been advised that: mind maps, developed by Buzan and Buzan,³⁵ were non-linear and should contain more pictures than textual labels; the process of mind mapping included creating branches arising from the central concept with the thickest branches to the most peripheral and thinnest, with the final project resembling a tree-like structure and the most central branches should represent basic, most important ideas, explanations or features (called in this paper 'attributes'), further supplemented with thinner branches (called in this paper 'descriptors'), elaborating and further describing attributes.³⁵ For the main study exercise, students were allowed to voluntarily form a two-person or three-person team, as a pilot study involving 20 students (not reported here) indicated that mind maps prepared by small teams were richer in textual and graphical data than projects prepared by individual students. Additionally, the team creation process was accompanied by intensive team member discussions. The team-based exercise design explains the lower number of mind maps (n=98) than participants.

Both the introductory course on learning skills and the mind mapping exercise are typical elements of teaching processes aimed at enhancing students' reflections on AP and MP. Ethical approval for the study was obtained from the bioethical committee of the participating university. On ethics committee approval, during the introductory course, students were informed about their task and asked if they wanted to volunteer their anonymous mind maps for the purposes of the current research. All of them received a participant information sheet and were asked to decide at the end of their activity whether to fill in the written consent form and volunteer their mind map, or to not consent to the research and keep their mind map. The drop-out rate was two people (amounting to one mind map) only.

Data analysis

All mind maps collected were scanned and imported into Atlas.ti (V.7) software for qualitative analysis. Our analysis

Box 1 Glossary of terms with explanations (see also figures 1 and 2)

Mind maps being the primary documents for this project were described using the following terms:

1. Main concepts: academic and medical professionalism (AP and MP)
2. Attributes: branches arising from main concepts
3. Descriptors: smaller branches arising from attributes. Branches arising from descriptors are called lower-level descriptors.
4. Connections: lines and other visual signs joining attributes and/or descriptors and indicating unidirectional or bidirectional relations
5. Visual signs:
 - a. Icons: signs resembling the signified (represented concepts), for example, student learning (see figure 1, sign 5a), heart and brain (see figure 2, signs 5)
 - b. Indexes: signs connected to the represented concepts, for example, balloon representing leisure (see figure 1, sign 5b)
 - c. Symbols: signs not resembling visually represented concept, for example, caduceus as a symbol of medical profession (see figure 1, sign 5c)

Lexical items frequency reflects individual words' occurrences with components of phrases (eg, 'communication skills') assigned to separate sets ('communication', 'skills').

Frequency of attributes and descriptors reflects occurrences of phrases (eg, 'communication skills').

could best be described as an inductive framework analysis,³⁶ which also drew on semiotics based on Peirce's typology¹⁹ (see box 1 and figures 1 and 2).

Stage 1: We each familiarised ourselves with an initial 10% sample of the mind maps. We identified textual and graphical elements of AP, MP and AP-MP relationships. We explored the main concepts of AP and MP and connections between them, and also examined attributes and descriptors related to AP and MP and the connections between them (see box 1 for glossary of mind map terms).

Stage 2: We came together to discuss our analysis of the mind maps, followed by a comparison and negotiation of suggested themes to develop the coding framework.

Stage 3: The first author indexed all data using our coding framework within Atlas.ti (V.7). Note that the coding framework was further developed by the authors after the first author coded the first 20 mind maps (the 10% above and a further 10%) with the first 10% being

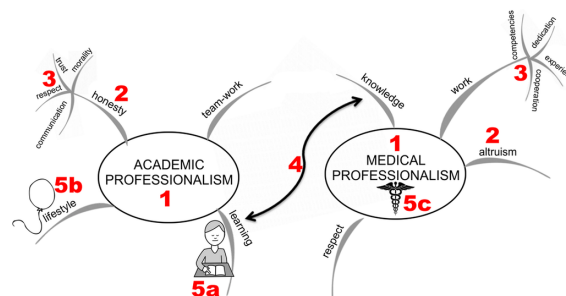


Figure 1 Schematic explanation of terms used in paper (see glossary in box 1).

Table 2 Most common (top 10) textual attributes, textual descriptors and graphical signs applied to academic (AP) and medical professionalism (MP) in the 98 mind maps

Textual attributes of AP	Number	Textual attributes of MP	Number
Learning	39	Knowledge	28
Lifestyle	22	Ethics	26
Personality	21	Patient-doctor relations	26
Motivation	20	Responsibility	24
Knowledge	19	Personality	23
Responsibility	18	Lifestyle	21
Team work	15	Team work	18
Morality	15	Communication skills	16
Organisational skills	15	Competencies	13
Respect	14	Lifelong learning/ constant development	13

Textual descriptors of AP	Number	Textual descriptors of MP	Number
Honesty	38	Time management	42
Confidentiality	38	Honesty	38
Learning activities	37	Respect	36
Empathy	35	Responsibility	32
Altruism	31	Team work	28
Helping others	31	Self-improvement	27
Respect	31	Learning activities	26
Punctuality	30	Communication skills	26
Team work	24	Respect for colleagues	25
Diligence	22	Punctuality	20

Graphical signs of AP	Number	Graphical signs of MP	Number
Book	25	Stethoscope	19
Academic cap	15	Doctor	13
Teacher	6	Red cross	7
Pen/pencil	5	Caduceus	5
Diploma	4	Syringe	5
Brain	4	Book	4
Apple	2	Academic cap	4
Students (learners)	2	Money	4
Doctor	1	Heart (anatomic)	4
Money	1	Rod of Asclepius	4

'learning': see figure 1, figure 5a). All visual elements were classified according to the Peirce's typology into icons, indexes and symbols (see box 1 for a glossary of mind

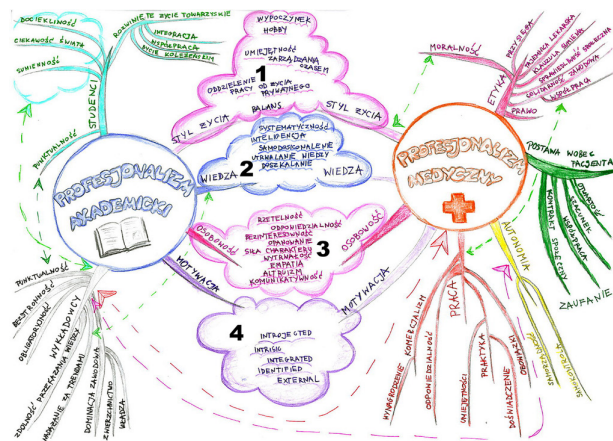


Figure 3 Mind map presenting strong relations between the main concepts expressed by common attributes (1: lifestyle, 2: knowledge, 3: personality, 4: motivation) and connections between the other attributes and descriptors.

map terms). Most (79.1%) of the signs were classified as icons or indexes, while the remaining 20.9% were classified as symbols. Table 2 presents the graphical signs used most often as the AP and MP signifiers. The three most commonly used signifiers of AP (*academic cap, book, diploma*) and MP (*anatomic heart, stethoscope, caduceus*) are presented in figure 5. While students sometimes used the same signs commonly for both AP and MP (eg, book, academic cap, doctor and money), there were also differences in terms of the common signs illustrated for AP (eg, teacher, diploma, pen/pencil, brain, etc) compared with MP (eg, stethoscope, red cross, caduceus, syringe, etc), indicating students' different conceptualisations of AP and MP.

Students' understandings of the relationships between AP and MP: analysing textual elements

Relations between maps' elements were indicated by visual connections, using the same or similar attributes and descriptors for both main concepts, and indicated by added textual explanations. We explored correlations between attributes used within the same mind maps (in other words, correlations represent how often attribute X in AP co-occurs with attribute X in MP in one mind map). The strongest correlation values were detected between academic and medical '*honesty*'* (r=0.73), '*relations*' (r=0.72), '*social competencies*'* (r=0.70), '*lifestyle*'* (r=0.67), '*morality*'* (r=0.62), '*responsibility*'* (r=0.59), '*diligence*'



Figure 4 Visual metaphor indicating a difficult journey from academic to medical professionalism.

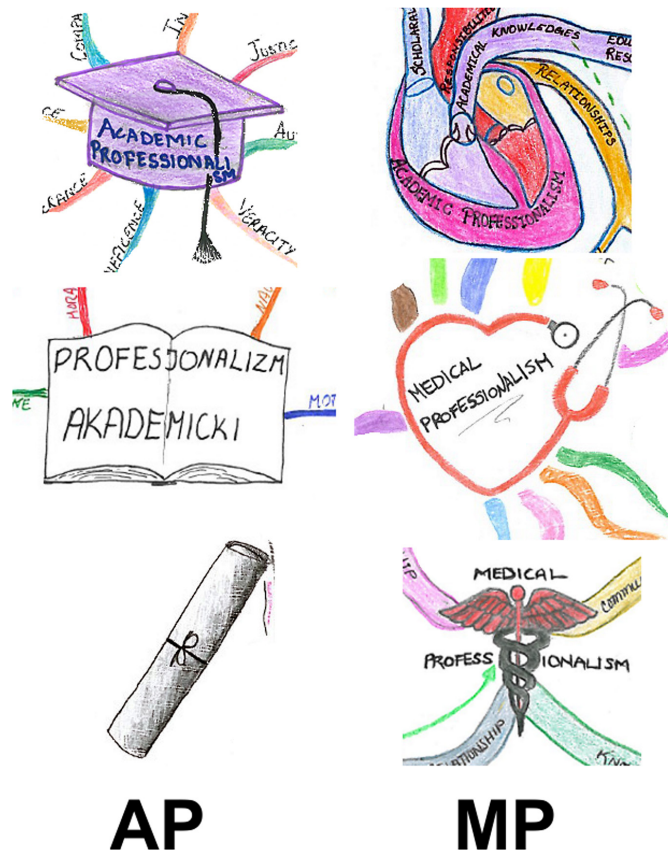


Figure 5 Examples of signifiers of academic (AP) and medical professionalism (MP) .

(0.54) and 'self-improvement' (0.52). Those correlations asterisked above were additionally reinforced by visual connections.

Students' understandings of the relationships between AP and MP: analysing graphical elements

As well as exploring correlations, we also analysed how students perceived relations between AP and MP by analysing the connections drawn between attributes, descriptors and other visual signs. The connections were often enhanced with arrowheads indicating the direction of connection (ie, the influence of one attribute on another: see figures 2 and 4). Attributes were also qualified as connected (related) if branches presenting the particular attribute were clearly pointing towards each other and/or were clearly marked with the same colour (see figure 3). Despite clear instructions asking for identification of relations between the main concepts, 10 of the 98 mind maps presented no visual representation of relations at all. While the asterisked correlated attributes above were also most often visually connected, we found four common visual connections in over 10% of the maps: between AP lifestyle and MP lifestyle (n=14), between AP knowledge and MP knowledge (n=12), between AP responsibility and MP responsibility (n=11) and between AP respect and MP respect (n=11).

The mind map presented in figure 3 serves as an example of visually and textually well-developed relations

between attributes of both main concepts as clouds containing descriptors shared between them. Apart from visual connections between attributes of AP and MP, students also identified multiple visual connections between attributes and descriptors of the same concept (see figure 3). Such internal connections indicate either strong inter-relations of attributes or suggest that the same descriptors apply to diverse attributes. Both branches and connections between attributes and descriptors were often enhanced to take on forms of biological, veiny and neuronal structures or botanical shapes of stalks with leaves and flowers (eg, MP as a circulatory system with blood vessels and a heart as a central concept: see figure 5, top right).

Relations and connections were additionally represented by higher-order visual metaphors, which often included joining the two main concepts together unidirectionally as in the *journey* from AP to MP (see figure 4) or as a *state of war* between AP and MP (see figure 6). Indeed, figure 4 suggests that the journey from AP to MP is a difficult one, with the early part of the journey (AP) involving rain, treacherous mountains to climb and going backwards and latter parts of the journey (MP) involving sun, running forward and flying. Alternatively, figure 6 depicts a very dynamic battle between a warship fleet (with the largest ship representing the main concept of AP) and a castle representing MP, illustrating students' perceptions of conflict between AP and MP.

DISCUSSION

This innovative study used mind maps designed by preclinical medical students to analyse their understandings of AP and MP and AP-MP relationships. To our knowledge, no previous research has examined students' understandings of AP specifically or AP-MP relations.

Summary of key findings and comparison with existing literature

In terms of our first research question, although some textual attributes and descriptors were commonly used for both AP and MP (eg, knowledge, personality), differences also existed in terms of frequent attributes and descriptors for AP (eg, learning, motivation) and MP (eg, ethics, doctor-patient relations). Moreover, while some visual signs were regularly used for both AP and MP (ie, book, academic cap), there were also differences between the common visual signs for AP (eg, teacher, diploma) and MP (eg, stethoscope, red cross). Taken together, these patterns in textual and visual signs illustrate that students conceptualise AP and MP as only partly similar. The textual attributes and descriptors for AP and MP (both those common to AP and MP and those specific to one or the other) were on the whole consistent with those identified in previous studies,^{4 6 8 9} indicating the universality of most commonly identified professionalism attributes and descriptors across different regional contexts.⁴




Figure 6 Visual metaphor indicating AP-MP relations as a state of war.

While previous research has identified the importance of these textual attributes for professionalism more generally,^{6,8} they have not differentiated between these attributes along the lines of AP and MP previously, nor have they explored the visual signs associated with AP or MP before. Indeed, our study illustrates how AP and MP are conceptualised differently through text and visual signs, with students seemingly focused on academic-orientated professionalism (eg, learning and

teacher) for AP and patient-orientated professionalism (eg, doctor-patient relations and stethoscope) for MP.

In terms of our second research question, over 10% of the mind maps did not indicate AP-MP relationships and only two attributes co-occurred with both AP and MP based on strong correlations between text and clear visual connections (ie, lifestyle and responsibility). Therefore, it was clear to us that students struggled to conceptualise AP-MP relationships, as has been found previously with medical students struggling to articulate

their understandings of professionalism more generally.⁶ Interestingly, higher-order visual metaphors indicated interesting and sometimes unexpected conceptualisations of AP-MP relationships, for example, as a *journey* from AP to MP or as a *war* between AP and MP. While previous research in medical education has illustrated students' conceptualisations of student-assessor relationships as journey and/or war,^{28 38} or student, clinical teacher and patients' conceptualisations of student/doctor-patient relationships as war,²⁹ such metaphors have not been found in relation to AP-MP relationships previously.

Feasibility of mind maps as a data source

Our project, being the first of its kind to use mind maps as a source of data in medical education, provided us with experience regarding the feasibility and value of working with conglomerates of text and images as data. Using mind maps as data was not without its challenges. Unlike qualitative data from interviews, where much can be gleaned from how people speak in addition to what they say (eg, through tone of voice, pace of speech, laughter, etc), mapping encourages the use of individual words or short phrases and visual symbols instead of typical sentences or paragraphs. While mapping enables other opportunities for analysis of simultaneously created textual and visual data, it does not offer an opportunity to ask students clarification questions, meaning that it was sometimes challenging to tease out the meaning of brief text or illustrations.³⁹ Indeed, while Woodhouse²⁷ suggests enhancing visual data with dialogue with drawing creators to provide correct interpretations of images, the lead author did participate in all mind mapping sessions, observing the dynamics of the processes of mapping, which helped to enhance his contextual understanding of the visual material. Furthermore, the qualitative analysis of mind maps was time consuming and currently available software, while helpful, was not yet sufficient to meet the analytical needs of such visually and textually rich documents, especially with regard to the two-dimensional organisation of documents. Moreover, the visual richness of mind maps was probably influenced by the graphical skills of the student illustrators and not only by their understandings of AP, MP and AP-MP relations. Finally, visual connections might have been applied purely to enrich the visual aesthetics of the project. We therefore had to be careful not to overinterpret the visual aspects of the mind maps. For example, AP-MP orientation, coverage and use of colours may have all been heavily influenced by external factors such as the availability of drawing tools and the team-working environment.

Using mind maps, however, had various strengths. They focused on spontaneous thinking and creativity and explored perceived associations between concepts, so were well-suited to our research questions. Indeed, the visual complexity of many mind maps was advantageous in terms of collecting abundant in-depth and rich data. Unlike traditionally used transcripts of interviews, mind maps provided us with already structured and

pre-coded data, as participants constructed their own hierarchies of attributes and descriptors for AP and MP, alongside generating visual connections between AP and MP, thereby emphasising AP-MP relations. Furthermore, visual metaphors (eg, AP-MP relationships as journey or as war) helped to visualise students' conceptualisations of AP-MP relationships that traditional methods like interviews might not have revealed.^{28 29} Therefore, we suggest that mind maps could be a valuable source of data for medical education research, and we encourage other researchers to consider employing them for relevant research questions such as those around relationships between concepts. Furthermore, we would encourage researchers to employ mind maps in combination with conversations with mind map illustrators to help further elucidate the meanings behind brief text and illustrations, as has been done with other visual methods such as the Pictor technique.⁴⁰

Educational implications

This study reveals that preclinical students often perceive AP and MP as two separate constructs characterised by different attributes. This dissociation of two types of professionalism may be caused by multiple factors, including students' previous educational and cultural backgrounds and the traditional, non-integrated curriculum with lecture-based methods of preclinical teaching that students are exposed to at this participating school. We think that educators need to help students understand better AP, MP and the relationships between the two as part of their formal professionalism curriculum, starting in the preclinical phase. Furthermore, as part of the informal curriculum, we need to ensure that both medical educators at the preclinical (eg, basic sciences teachers) and clinical levels (eg, clinical teachers) have an awareness of themselves as professionalism role models for students, and how they might enact both AP and MP. We think that this paper, and particularly the mind maps contained within it, could act as trigger material for both medical students and educators to discuss the relationship between AP and MP and consider how they might bridge any perceived gaps between the two.

Research implications

This study has two further methodological challenges beyond those already discussed above that influence the need for further research. First, our study was conducted with one cohort of medical students at one medical school, thus limiting the transferability of our findings to other medical schools and in particular to students in medical schools with Z-shaped curricula.³² Second, our study looked at junior preclinical students' understandings of professionalism at one point in time, at the start of their medical education and before they were socialised into espoused professionalism codes and/or clinical workplace learning professionalism practices. This means that our data are cross-sectional and cannot be extrapolated to more senior students such as clinical students.

Therefore, we believe that further multischool research is now needed using the methodological approach outlined in this paper to further explore students' understandings at multiple schools and across multiple years of curricula, as has been done successfully in other qualitative research,^{6 11} although that research did not explore students' understandings of AP, MP and AP-MP relations. Furthermore, we particularly think that it would be valuable to conduct longitudinal studies to explore how students' understandings of AP, MP and AP-MP relations change over time, through asking students to provide mind maps annually or around key transition phases such as the preclinical-clinical transition and/or the final year-junior doctor transition. As already mentioned above, we would also encourage further research to couple conversations with mind maps, either using individual or group interviews, to better clarify students' understandings of AP, MP and AP-MP relations, and essentially offer crystallisation of data (ie, where multiple data sources can bring rigour through offering richer understandings of the topic of inquiry⁴¹). Finally, we think the diversity between us in terms of our personal and professional identities, education and expertise brought something unique to our conduct of this study including our interpretation of data. Therefore, we would strongly recommend that future research on this complex topic of professionalism embraces such diversity across research teams.

Contributors JJ and CR together contributed to the design of the study, analysing and interpreting data and writing and editing the manuscript. JJ secured ethics approval, collected all data and coded all data using Atlas-ti.

Competing interests None declared.

Patient consent Detail has been removed from this case description/these case descriptions to ensure anonymity. The editors and reviewers have seen the detailed information available and are satisfied that the information backs up the case the authors are making.

Ethics approval Human Research Ethics Committee of the Medical University of Lodz, Poland (No. RNN/225/13/KE).

Provenance and peer review Not commissioned; externally peer reviewed.

Data sharing statement We do not have ethics approval to make raw data from this study available for sharing. Additional, unpublished data including the project cohort characteristics, analysis of lexical items, attributes, descriptors, visual signs, visual links between attributes and descriptors are available from the authors.

Open Access This is an Open Access article distributed in accordance with the Creative Commons Attribution Non Commercial (CC BY-NC 4.0) license, which permits others to distribute, remix, adapt, build upon this work non-commercially, and license their derivative works on different terms, provided the original work is properly cited and the use is non-commercial. See: <http://creativecommons.org/licenses/by-nc/4.0/>

© Article author(s) (or their employer(s) unless otherwise stated in the text of the article) 2017. All rights reserved. No commercial use is permitted unless otherwise expressly granted.

REFERENCES

- Swick HM. Toward a normative definition of medical professionalism. *Acad Med* 2000;75:612–6.
- O'Sullivan H, van Mook W, Fewtrell R, et al. Integrating professionalism into the curriculum: AMEE Guide No. 61. *Med Teach* 2012;34:e64–e77.
- Birden H, Glass N, Wilson I, et al. Defining professionalism in medical education: a systematic review. *Med Teach* 2014;36:47–61.
- Chandratilake M, McAleer S, Gibson J. Cultural similarities and differences in medical professionalism: a multi-region study. *Med Educ* 2012;46:257–66.
- Finn G, Garner J, Sawdon M. 'You're judged all the time!' Students' views on professionalism: a multicentre study. *Med Educ* 2010;44:814–25.
- Monrouxe LV, Rees CE, Hu W. Differences in medical students' explicit discourses of professionalism: acting, representing, becoming. *Med Educ* 2011;45:585–602.
- Ross S, Lai K, Walton JM, et al. "I have the right to a private life": medical students' views about professionalism in a digital world. *Med Teach* 2013;35:826–31.
- Van De Camp K, Vernooij-Dassen MJ, Grol RP, et al. How to conceptualize professionalism: a qualitative study. *Med Teach* 2004;26:696–702.
- Wagner P, Hendrich J, Moseley G, et al. Defining medical professionalism: a qualitative study. *Med Educ* 2007;41:288–94.
- Hodges BD, Ginsburg S, Cruess R, et al. Assessment of professionalism: recommendations from the Ottawa 2010 conference. *Med Teach* 2011;33:354–63.
- Martimianakis MA, Maniate JM, Hodges BD. Sociological interpretations of professionalism. *Med Educ* 2009;43:829–37.
- Papadakis MA, Teherani A, Banach MA, et al. Disciplinary action by medical boards and prior behavior in medical school. *N Engl J Med* 2005;353:2673–82.
- Babu TA, Joseph NM, Sharmila V. Academic dishonesty among undergraduates from private medical schools in India. Are we on the right track? *Med Teach* 2011;33:759–61.
- Ginsburg S, Kachan N, Lingard L. Before the white coat: perceptions of professional lapses in the pre-clerkship. *Med Educ* 2005;39:12–19.
- Rees C. Proto-professionalism and the three questions about development. *Med Educ* 2005;39:9–11.
- Collier R. Professionalism: the view from outside medicine. *CMAJ* 2012;184:1347–8.
- Hafferty FW, Levinson D. Moving beyond nostalgia and motives: towards a complexity science view of medical professionalism. *Perspect Biol Med* 2008;51:599–615.
- Jay M. *Downcast eyes: the denigration of vision in twentieth-century french thought*. USA: California University Press, 1984.
- Rose G. *Visual methodologies: an introduction to researching with visual materials*. London: Sage, 2011.
- Banks M, Zeitlyn D. *Visual methods in social research*. London: Sage, 2015.
- Ho MJ, Lin CW, Chiu YT, et al. A cross-cultural study of students' approaches to professional dilemmas: sticks or ripples. *Med Educ* 2012;46:245–56.
- Butler-Kisber J, Poldma T. The power of visual approaches in qualitative inquiry: the use of collage making and concept mapping in experiential research. *Journal of Research Practice* 2010;6:M18.
- Crowe M, Sheppard L. Mind mapping research methods. *Qual Quant* 2012;46:1493–504.
- D'Antoni AV, Zipp GP, Olson VG, et al. Does the mind map learning strategy facilitate information retrieval and critical thinking in medical students? *BMC Med Educ* 2010;10:61.
- Wickramasinghe A, Widanapathirana N, Kuruppu O, et al. Effectiveness of mind maps as a learning tool for medical students. *South East Asian J Med Educ* 2011;1:30–2.
- Vilela V, Barbosa L, MirandaVilela A, et al. The use of mind maps as support in medical education. *J Contemp Med Educ* 2013;1:199–206.
- Woodhouse J. The use of visual methodology in nursing. *Nurse Res* 2012;19:20–5.
- Rees CE, Knight LV, Cleland JA. Medical educators' metaphoric talk about their assessment relationships with students: 'you don't want to sort of be the one who sticks the knife in them'. *Assess Eval High Educ* 2009;34:455–67.
- Rees CE, Knight LV, Wilkinson CE. Doctors being up there and we being down here: a metaphorical analysis of talk about student/doctor-patient relationships. *Soc Sci Med* 2007;65:725–37.
- Crotty MJ. *The foundations of social research: meaning and perspective in the research process*. London: Sage, 1998.
- Janczukowicz J. Medical education in Poland. *Med Teach* 2013;35:537–43.
- Brauer DG, Ferguson KJ. The integrated curriculum in medical education: AMEE Guide No. 96. *Med Teach* 2015;37:312–22.
- Patterson F, Zibarras L, Ashworth V. Situational judgement tests in medical education and training: research, theory and practice: AMEE Guide No. 100. *Med Teach* 2016;38:3–17.
- Rees EL, Hawarden AW, Dent G, et al. Evidence regarding the utility of multiple mini-interview (MMI) for selection to undergraduate health

- programs: a BEME systematic review: BEME Guide No. 37. *Med Teach* 2016;38:443–55.
35. Buzan T, Buzan B. *The mind map book*. London: BBC Books, 2000.
 36. Ritchie J, Spencer L. Qualitative Data Analysis for Applied Policy Research. In: Bryman A, Burgess R, eds. *Analyzing qualitative data*. London: Sage, 1994:173–94.
 37. Maxwell JA. Using numbers in Qualitative Research. *Qualitative Inquiry* 2010;16:475–82.
 38. Urquhart LM, Rees CE, Ker JS. Making sense of feedback experiences: a multi-school study of medical students' narratives. *Med Educ* 2014;48:189–203.
 39. Ross A, King N, Firth J. Interprofessional relationships and collaborative working: encouraging reflective practice. *Online J Issues Nurs* 2005;10:1.
 40. King N, Bravington A, Brooks J, et al. The Pictor technique: a method for exploring the experience of collaborative working. *Qual Health Res* 2013;23:1138–52.
 41. Varpio L, Ajjawi R, Monrouxe LV, et al. Shedding the cobra effect: problematising thematic emergence, triangulation, saturation and member checking. *Med Educ* 2017;51:40–50.
 42. Professionalism FE. *The Third Logic*. Polity Press: Oxford, 2001.
 43. Monrouxe LV, Rees CE. *Healthcare Professionalism. Improving practice through reflections on Workplace Dilemmas*. Wiley Blackwell: Oxford, 2017.
 44. Royal College of Physicians. doctors in Society. *Medical professionalism in a changing world*. London: Royal College of Physicians, 2005. https://cdn.shopify.com/s/files/1/0924/4392/files/doctors_in_society_reportweb.pdf?15745311214883953343.
 45. Kolsaker A. Academic professionalism in the managerialist era: a study of English universities. *Studies in Higher Education* 2008;33:513–25.
 46. Stephenson A, Roff S. *Mapping understanding of Academic Integrity of Medical students in a London medical school using the Dundee Polyprofessionalism Inventory I.* : MedEdPublish, 2015:15. <http://dx.doi.org/10.15694/mep.2015.005.0015>.
 47. Roff S, Druce M, Livingston K, et al. Mapping norms of academic integrity as an aid to proactive regulation. *JMR* 2015;101:24–31.