



Diffusive Public Goods and Coexistence of Cooperators and Cheaters on a 1D Lattice

István Scheuring*

MTA-ELTE Theoretical Biology and Evolutionary Ecology Research Group, Department of Plant Systematics, Ecology and Theoretical Biology, Pázmány P. sétány 1/c H-1117, Budapest, Hungary

Abstract

Many populations of cells cooperate through the production of extracellular materials. These materials (enzymes, siderophores) spread by diffusion and can be applied by both the cooperator and cheater (non-producer) cells. In this paper the problem of coexistence of cooperator and cheater cells is studied on a 1D lattice where cooperator cells produce a diffusive material which is beneficial to the individuals according to the local concentration of this public good. The reproduction success of a cell increases linearly with the benefit in the first model version and increases non-linearly (saturates) in the second version. Two types of update rules are considered; either the cooperative cell stops producing material before death (death-production-birth, DpB) or it produces the common material before it is selected to die (production-death-birth, pDB). The empty space is occupied by its neighbors according to their replication rates. By using analytical and numerical methods I have shown that coexistence of the cooperator and cheater cells is possible although atypical in the linear version of this 1D model if either DpB or pDB update rule is assumed. While coexistence is impossible in the non-linear model with pDB update rule, it is one of the typical behaviors in case of the non-linear model with DpB update rule.

Citation: Scheuring I (2014) Diffusive Public Goods and Coexistence of Cooperators and Cheaters on a 1D Lattice. PLoS ONE 9(7): e100769. doi:10.1371/journal.pone.0100769

Editor: Attila Csikász-Nagy, Fondazione Edmund Mach, Research and Innovation Centre, Italy

Received: March 16, 2014; **Accepted:** May 28, 2014; **Published:** July 15, 2014

Copyright: © 2014 István Scheuring. This is an open-access article distributed under the terms of the Creative Commons Attribution License, which permits unrestricted use, distribution, and reproduction in any medium, provided the original author and source are credited.

Data Availability: The authors confirm that all data underlying the findings are fully available without restriction. Relevant data are included within the paper and its Supporting Information files.

Funding: The work is supported by the Hungarian National Science Foundation (OTKA, Grant no. 100296 and 100299). The production cost of the paper is covered by Hungarian Academy of Science (MTA). The funders had no role in study design, data collection and analysis, decision to publish, or preparation of the manuscript.

Competing Interests: The author has declared that no competing interests exist.

* Email: scheurin@caesar.elte.hu

Introduction

The evolutionary stability of cooperation has been in the focus of theoretical biology for decades [1–5]. On the one hand, cooperation is widespread and frequent in nature. More importantly in all major transitions of evolution it is connected with cooperation of subunits of the newly evolved replication unit [6]. The spread of cooperative behavior seems to be surprising for the first sight since cooperation is often costly, and cheaters which do not cooperate do not bear the cost of it, and thus can exploit cooperators. Consequently, we might think that cheaters have greater fitness than cooperators, which leads to the extinction of cooperators from the population. Motivated by this discrepancy between field observations and verbal reasoning presented above, many theoretical explanations were given on the origin and evolutionary stability of cooperative act, e.g. [2,3].

Knowing that the concept of cooperation covers behaviors from extracellular enzyme production of bacteria [7–9] through cooperative hunting [10,11] to eusocial insects [12], it is not surprising that the explanatory mechanisms have great diversity as well. However, alternative explanations are present even within the more narrower areas. For example, there is no consensus as to the main mechanism explaining the evolutionary stability of producing extracellular enzymes (or any other molecules as public good) by microorganisms. One of the widespread explanations is

based on slow cell motion and local interactions among densely packed cells. Thus, cooperator and cheater cells distribute in patches. Cooperator cells interact other cooperators (producers) with higher probability than with cheaters (non producers) if their motion is slow and progenies are distributed in the vicinity of the mother cells, so their average fitness will be higher than it would be in a well mixed system. It is shown that if cooperation is not too costly and this assortative pairing is strong enough then cooperator cells can coexist with cheaters even if Prisoner's Dilemma (PD) (the strongest dilemma of cooperation) is considered as the basic model of interaction [3,13–15]. The alternative view emphasizes that local interaction and limited motion lead to positive genetic correlation among interacting individuals, thus kin selection can easily explain the benefit of cooperators [4,8,16,17]. Although these two explanations seem to be only two sides of the same coin, it has been shown recently that they are not always completely identical [12,18,19].

However, one certainly important point is generally neglected in the strategic models mentioned above, namely that the produced material, which is a common good for everyone, is frequently a *diffusive molecule*. So, while cells move slowly on the surface they live, the molecules for which competition takes place disperse much faster. More elaborated models should consider this effect. The simplest way to build up this effect into the models is that if the interaction range of individuals is larger than the competition

range [20–22]. Ifiti et al. (2004) used a continuous PD game in a model (individual exhibits variable investment into cooperation) where individuals live on a 2D rectangular lattice. They found that if difference between interaction range and competition range exceeds a critical level then cooperation is not sustained [20]. Increasing interaction range is not so dramatically detrimental to cooperators in a nonlinear public goods game on a two dimensional lattice, where the common benefit is a sigmoid function of the produced material within the diffusion range. It is shown that producer and non-producer can coexist even if the diffusion range is much larger than interaction range, although the fraction of producers decreases with diffusion range [22]. Interestingly in a spatial model of self replicating macromolecules which cooperate in maintaining a metabolic cycle and compete for the same sort of monomers at the same time, some difference between interaction and competition range is necessary for the coexistence of replicator molecules and for the decline of cheating parasites [21,23].

A recent paper by Allen et al. (2013) studied this problem in a model where public good units move randomly along a graph [24]. They studied the probability of fixations of rare producer and non-producer mutants in a case when diffusive public good is in a linear relation with the fitness of strategies. They defined the producer cells to be evolutionary supported if the fixation probability of a single producer among the non-producers is greater than the fixation probability of a non-producer among producers. They found for a wide range of graphs (including 1D and 2D rectangular lattices as well) that producers are evolutionarily supported if the benefit remains at the producer and the total benefit retained by the neighbors of it is greater than the cost of production of the public good [24].

Another recent paper by Borenstein et al. (2013) have studied a 2D lattice model in which cooperator cells produce a diffusive material which is a common good and fitness is a (linear or saturating) function of the concentration of diffusive material. The model assumes that every lattice point is occupied by a cell. They use a birth-death algorithm: progeny of the neighbors of a randomly chosen cell replaces this cell proportional to their relative fitness. Cells die according to an exponential process inversely related to the fitness of the cell. They concluded that cooperators cannot coexist with the defectors in this model. This does happen even if fitness saturates with the concentration of diffusive material [25]. These results are surprising first because of the experience of coexistence of cooperators and cheaters in spatial models of cooperation (see above), second because coexistence of cooperators and cheaters is typical if public good is a saturating function of the effort even in well mixed [26–30] and similarly in spatial models [22,31].

Borenstein et al.'s (2013) 2D model is too complex for analytical investigations, thus their conclusions are based mainly on numerical simulations [25]. However, 1D models can more frequently be analyzed mathematically which helps to understand the dynamics of the 2D model and/or to reveal the connection between model details and dynamics. For example the connection of dimensionality with dynamics is an important question since biofilms can change from 1D dendrite line to a rather 3D shape, although they are generally a fractal [32,33]. Further, the dynamics of spatially explicit models generally depends on the order of elementary steps, that is, whether birth-death or death-birth update rules are applied [34–38], and whether interactions modify fecundity or/and survival [39].

Here I focus on a 1D system similar in some properties to Borenstein et al.'s 2D model. In the following sections I analyze the dynamics of this system mathematically and numerically as

well by using two types of death-birth update rules. The first rule assumes that a cell stops to produce common material before death, thus concentration distribution is computed without this producer. This rule is termed as death-production-birth and is denoted by DpB. The second rule assumes that a producer cell synthesizes the common material before it dies, so the concentration distribution of the diffusive material computed before this death event, and birth success depend on this concentration. So this will be called the production-death-birth rule denoted by pDB. I have shown that independently to the used update rule coexistence is possible in the linear model (fitness increases linearly with local concentration of the common material) although this behavior is rather atypical. However, coexistence is a robust behavior in non-linear model (if fitness is a saturating function of local concentration of the common material) if the pDB update rule is used while coexistence is impossible if the DpB update rule is applied. In the last section, I compare them with results of previous similar models of bacterial cooperation.

Analysis

Consider an 1D lattice of lattice size N where every lattice point is occupied by a P (producer) or an NP (non-producer) cell. The grid is 1-dimensional, thus every cell has two nearest neighbors except the ends of the lattice where cells have only one neighbor. I choose this boundary condition, since it follows the biological situation and makes the calculations simpler. P cells are considered to be point sources of diffusive materials which is a public good for every cell in the lattice. The diffusive material decays with a constant rate. Hence the concentration field $c(x)$ of a single P cell at x_0 is determined by

$$\frac{\partial c(x)}{\partial t} = D \frac{\partial^2 c(x)}{\partial x^2} + \alpha \delta_{x,x_0} - \beta c(x), \tag{1}$$

where δ_{x,x_0} is the Dirac delta which sets the position of the P cell at x_0 , α is the rate of production of the material, and β is the decay rate of it [25]. Since diffusion is much faster than replication I may consider the steady state solution of (1), that is if $\frac{\partial c(x)}{\partial t} = 0$ [25]. Then the solution of (1) is

$$c(x) = ae^{-\frac{|x-x_0|}{\lambda}} \tag{2}$$

where $\lambda = \sqrt{D/\beta}$ is the diffusion length, $a = \frac{\alpha}{2\sqrt{D\beta}} = \frac{\alpha}{2\beta\lambda}$ is the steady state concentration at the source, $|x-x_0|$ is the distance from the source [40]. Naturally, if there are more than one P cells on the lattice then $c(x)$ can be computed as the superposition of concentration fields of P cells

$$c(x) = \sum_{j \in S_P} ae^{-\frac{|x-x_j|}{\lambda}}, \tag{3}$$

where S_P is the set of indices on the lattice containing P cells.

It is assumed that fitness differs in the replication rate of individuals which depends on the local concentration of the diffusive material and all cells take up this material with the same efficiency. Since P cells produce a costly material, their replication rate is decreased by a constant factor. Mixing of cells is limited along the lattice in this model, consequently a cell can place progenies only to the neighboring site. Update occurs according to

either a DpB or a pDB process (Fig. 1). For DpB process, a cell is chosen randomly to die on the lattice and the concentration of the diffusive material and replication rates are computed after that in the neighborhood of this empty site. Then, one of the neighbors' progeny will occupy the empty cell proportional to its relative fitness [14,34,36,37]. For pDB update rule, concentration distribution of diffusive material and replication rates of cells are computed first, then a cell is selected randomly to die. This empty grid point is occupied by one of the neighbors according to their relative replication rates. (That is, the selected cell dies after the birth of progenies, and if this cell was a P cell, then its produced common material must be involved in the calculation.) More details of the algorithm, for example how fitness is calculated is described in the following. Progenies follow a strategy identical to their adults, and there are no mutations or recombinations.

Initial condition I: two different arrays of cells

First, I study the case when an array of *P* cells meets another array of *NP* cells. Here I study competition of monomorph arrays for the space, which does occur when two growing *P* and *NP* arrays meet. (The growth of arrays before meeting is without competition, thus the dynamics before meeting is of no interest to me.) I place the origin at the border where *P* and *NP* arrays are in contact (so the origin moves along the moving front). Without loss of generality I assume that *P* cells are left to the origin, and *NP*-s are right of it (Fig. 1 a.)

Since replication and decay events change the configuration only if it occurs on the border of *P* and *NP* cells, I am interested in the $c(i)$ concentration in the neighborhood of the border. If the

number of *P* cells is n in the *P* cell array then the concentration of the diffusive material within the *NP* array at the coordinate $i > 0$ from the border is

$$c_n(i) = \sum_{j=0}^{n-1} a e^{-\frac{(i+j)}{\lambda}} = S_n e^{-i/\lambda}, \tag{4}$$

where

$$S_n = a \frac{e^{-n/\lambda} - 1}{e^{-1/\lambda} - 1} \tag{5}$$

is the sum of a geometric series.

Replication rate depends linearly on concentration

In this section, I study the case when replication rate R of a cell is a linear function of the the concentration of the diffusive material within the cell, that is

$$R^J(c_n^{(u)}(i)) \propto r_0 + \rho_1 c_n^{(u)}(i), \tag{6}$$

where r_0 and ρ_1 are positive constants, $c_n^{(u)}(i)$ is the concentration of the uptaken material in the cell. r_0 is the basic replication rate independent of the cell type, while ρ_1 scales the concentration of diffusive material into replication success, $J(=NP, P)$ denotes one of the two cell types. I assume that the time scale of uptake of diffusive material is much longer than the diffusion time scale, thus

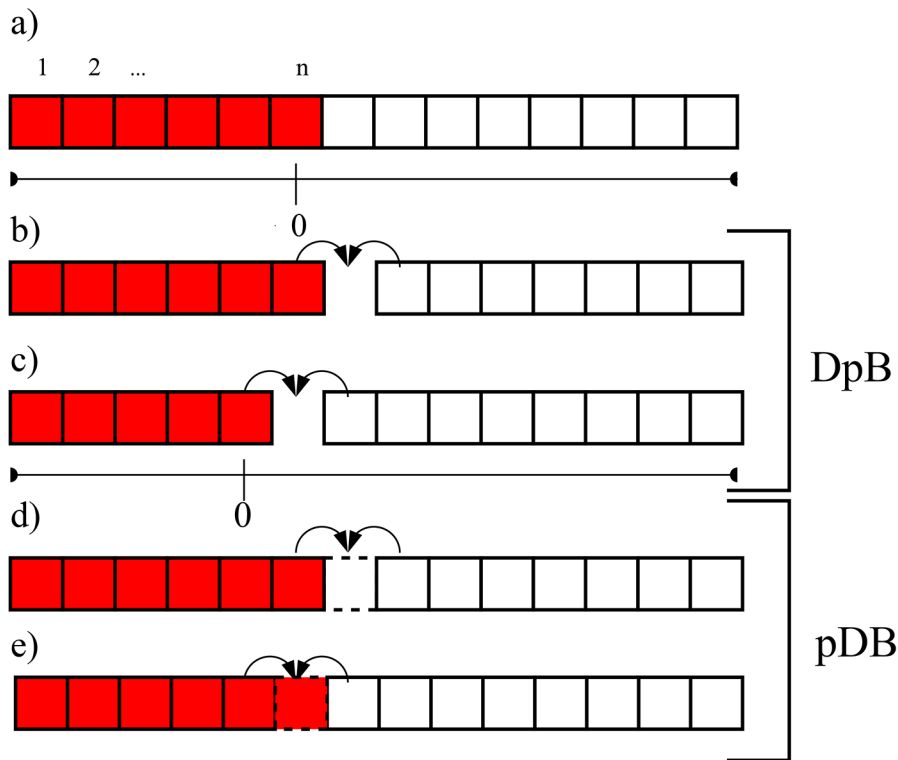


Figure 1. The initial distributions of *P* (red) and *NP* (white) cells with a *P* array being n cell long (a) and the possible invasion events at the border of arrays if DpB update rule (b, c) and if pDB update rule is assumed (d, e). For DpB update rule first a cell dies, then the concentration of the diffusive material is computed and finally reproduction occurs, for pDB update rule first the concentration of the diffusive material is calculated, then reproduction and finally death take place. Arrows indicate the nearest neighbors competing for the empty site. Origin is placed at the *P* cell being at the actual border of *P* and *NP* arrays as indicated in figure (c). doi:10.1371/journal.pone.0100769.g001

the uptaken material is proportional to local steady state concentration, that is $c_n^{(0)}(i) = \gamma c_n(i)$, where $0 < \gamma < 1$. Therefore $R^J(c_n(i)) \propto r_0 + r_1 c_n(i)$ with $r_1 = \gamma \rho_1$. Since every site is occupied by a cell, and every cell consumes the material with the same rate, it follows that the uptake of diffusive material only rescales the steady state concentration outside of the cells, that is $c_n(i)$ decreases to $(1 - \gamma)c_n(i)$. Producing the diffusive material is costly and it decreases the replication rate of P cells with $d > 0$. Since cell types can change only on the border of P and NP arrays, I am interested in the replication rate of P and NP cells in the neighborhood of the border.

By using DpB update rule the size of P 's and NP 's array can change if either the P or if the NP cell dies on the border, and the other cell type occupies the empty site (Fig. 1 b,c.). The replication rate of P on the border is

$$R^P(c_n(0)) = r_0 + r_1 c_n(0) - d, \tag{7}$$

while the fitness of the second neighbor NP cells of this P is

$$R^{NP}(c_n(2)) = r_0 + r_1 c_n(2), \tag{8}$$

where $c_n(0) = S_n$ and $c_n(2) = S_n e^{-2/\lambda}$. It is clear that if $\Delta R_n = R_n^P(0) - R_n^{NP}(2) > 0$ then the P array increases with a cell with higher probability than the probability of remaining the same size (Fig. 1 b.). Based on this observation, I use the following definitions:

Spreading. P spreads at state n if $\Delta R_n > 0$. If $\Delta R_n < 0$ then the P array remains the same with higher probability than to increase with a P cell, that is P does not spread. Similarly if $\Delta R_{n-1} < 0$ then NP spreads on the n array of P -s, and if $\Delta R_{n-1} > 0$ then NP does not spread (Fig. 1).

Stability. A state of n array of P -s is defined to be *locally stable* if $\Delta R_n < 0$, and $\Delta R_{n-1} > 0$, that is neither P nor NP spreads at this state, and the n array of P -s is *locally unstable* if $\Delta R_n > 0$, and $\Delta R_{n-1} < 0$, that is both P and NP can spread. Naturally, if fitness differences are zero ($\Delta R_{n-1}, \Delta R_n = 0$) then the state is *neutrally stable*.

By using the definition of stability introduced above, I can formulate lemmas which help the analysis.

Lemma 1. By using DpB if $\Delta R_{n-1} > 0$ then $\Delta R_n > 0$ for every $n \geq 1$, that is, if NP doesn't spread then P spreads at state n .

Similarly, if $\Delta R_n < 0$ then $\Delta R_{n-1} < 0$ for every $n \geq 1$, that is if P does not spread then NP spreads at state n .

Proof. According to (4,7,8)

$$\Delta R_n = r_1(c_n(0) - c_n(2)) - d = r_1 S_n (1 - e^{-2/\lambda}) - d. \tag{9}$$

The lemma follows from the strict monotonicity of S_n in (9).

The corollary of this lemma is **Lemma 2:**

By using DpB if $\Delta R_0 > 0$ then $\Delta R_k > 0$ for every $k > 0$. That is if a single P spreads, then it always spreads and fixates in the population with higher probability than it would be in the neutral case.

Similarly, if $\Delta R_n < 0$ then $\Delta R_k < 0$ for every $0 \leq k < n$. That is if an NP cell can invade an n array of P -s then it invades every smaller array of P -s. Thus, NP fixates in the population with a higher probability than it would be in the neutral case.

The direct consequence of Lemma 1 and Lemma 2 is that if one of the cell types can spread on the border of the other cell array it always spreads until fixation. The remaining case is when $\Delta R_k < 0$ if $0 \leq k < n < N - 1$, but $\Delta R_k > 0$ for $N - 1 > k \geq n$. Knowing that

S_n increases strictly monotonously with n this situation is possible (see 5,9). Then state n is an unstable equilibrium of P and NP arrays from which either P or NP spread and fixates.

If pDB update rule is assumed, then conditions of spreading of NP and P have to be considered separately. Similarly to the DpB process, P does not spread if $\Delta R_n < 0$, and spreads if $\Delta R_n > 0$ (NP cell is deleted, compare Fig. 1 b and d). However, if the P cell being on the border of P and NP blocks is replaced by a new progeny by one of its neighbors (Fig 1 e), then the order of computing the common material and deleting the P cell make difference. Here fitness of the neighboring P and NP cells will be

$$Q^P(c_n(0)) = r_0 + r_1 (S_{n-1} + a e^{-1/\lambda}) - d = r_0 + r_1 (S_n - a e^{-n/\lambda} + a e^{-1/\lambda}) - d \tag{10}$$

and

$$Q^{NP}(c_n(2)) = r_0 + r_1 S_n e^{-1/\lambda} \tag{11}$$

respectively. (Replication rates are denoted by Q to highlight the difference between DpB and pDB updates.) NP does not spread if

$$\Delta Q_n = Q^P(c_n(0)) - Q^{NP}(c_n(2)) = S_n (1 - e^{-1/\lambda}) + a (e^{-1/\lambda} - e^{-n/\lambda}). \tag{12}$$

Lemma 2 is valid for ΔR_n , that is if a single P spreads ($\Delta R_0 > 0$) then P always spreads and fixates. By using pDB update rule a similar lemma can be formulated for Q_n .

Lemma 3. If there is an n for which $\Delta Q_n < 0$ then $\Delta Q_l < 0$ for every $l < n$.

Proof. ΔQ_n is a strictly monotonically increasing function of n since S_n and $e^{-1/\lambda} - e^{-n/\lambda}$ increase strictly monotonously.

It follows from Lemma 3, that if a single NP spreads ($\Delta Q_{N-1} < 0$), then NP always spreads and fixates in the population. Further, the direct consequence of Lemma 2 and Lemma 3 is that if a single cell can invade the population of other cell type, then it always spreads and fixates. There is a locally stable polymorph state if $\Delta R_l < 0$ and $\Delta Q_l > 0$ for $0 < l < N$. However, the following lemma excludes this possibility:

Lemma 4. $\Delta Q_l < \Delta R_l$ for every $0 < l < N$.

Proof. Using 9 and 12 and the expression of S_n , after simplifications we obtain the following relation:

$$(1 + e^{-1/\lambda} - 2e^{-n/\lambda})(1 - e^{-1/\lambda}) < (1 - e^{-n/\lambda})(1 - e^{-2/\lambda}). \tag{13}$$

which simplifies to $0 < (e^{-1/\lambda} - 1)^2$. That is, Lemma 4 is valid and, consequently, stable polymorphism is impossible in case of pDB update rule as well. As in the case of DpB update, it follows from lemmas 2-4 that an unstable polymorph state is possible.

Summarizing the results: Assuming that replication rate is a linear function of the local concentration of a diffusive material and by using the simplest geometry of arrays in 1D lattice (that is there are two arrays of cells) I have shown that stochastic coexistence is impossible independently of the applied update rule. Depending on the parameters either P or NP cells spread and fixate in the population or there is an unstable state of coexistence which divide the dynamics into two attractors; then depending on the initial condition either P or NP fixates in the population.

Replication rate depends non-linearly on concentration

In this section, I study the dynamics of the system when $R^J(c_n(i))$ is a nonlinear function of $c_n(i)$. Motivated by the Michaelis-Menten kinetics, I consider the following function of reproductive rate as it depends on local concentrations:

$$R^J(c_n^{(u)}(i)) = r_0 + \frac{r_1 c_n^{(u)}(i)}{r_2 + c_n^{(u)}(i)} - \delta_{J,P}d \tag{14}$$

where the role of r_0 and r_1 are the same as before, while r_2 gives the concentration where $\frac{r_1 c_n(i)}{r_2 + c_n(i)}$ reaches the half of its maximal value ($r_1/2$), $\delta_{J,P}$ is the Dirac delta ($J = P, NP$). Biologically, a function of this form could arise in two different ways. Either the enzymatic effect of the diffusive material within the cell limits the speed of the dynamics or the uptake of the material is the limiting step. Again I assume that the time scale of uptake is much longer than the diffusion time scale, thus the uptaken material is proportional to local steady state concentration. In the first case, uptake rate is proportional to the local extracellular concentration. Then, the enzymatic effect of the diffusive material is saturated within the cell. In the second case, uptake rate is saturated as the concentration of the diffusive material increases. Thus in the first case $c_n^{(u)}(i) = \gamma c_n(i)$ as in the linear model, but R depends nonlinearly on $c_n^{(u)}(i)$. Because of linear relation between c and $c^{(u)}$

$$R^J(c_n(i)) = R_n^J(i) = r_0 + \frac{r_1 c_n(i)}{c_0 + c_n(i)} - \delta_{J,P}d \tag{15}$$

with $c_0 = r_2/\gamma$. Since uptake is linear and assumed to be much slower than the production-decay dynamics of the diffusive material, it only rescales the steady state concentration as in the linear case above.

In the second case $c_n^{(u)}(i) = \gamma \frac{c_n(i)}{c_0 + c_n(i)}$ and $R^J(c_n^{(u)}(i)) = r_0 + \rho_1 c_n^{(u)}(i) - \delta_{J,P}d$. These relations give back (15) with $r_1 = \rho_1 \gamma$ and $c_0 = r_2$. The difference between the two cases in the way they modify the local concentration of the diffusive material outside the cells. Again, if production and spontaneous decay are much faster than uptake, then $c_n(i)$ modifies to $c_n(i) - \gamma c_n(i)/(c_0 + c_n(i))$ which is a good approximation in the steady state.

As before, I am interested in the fitness difference of P and NP cells on the border of arrays. By using DpB update rule merely the $\Delta R_n = R_n^P(0) - R_n^{NP}(2)$ relation has to be studied again. While ΔR_n is a strictly increasing function of n in the linear model (see 9), this is not necessarily the case in the saturating fitness function. It is easy to show that if $c_0 < a e^{-1/\lambda}$ then ΔR_n is a monotonically decreasing function of n . So if $c_0 < a e^{-1/\lambda}$, then the following dynamics are possible:

1. If $\Delta R_0 < 0$ then $\Delta R_l < 0$ for every $l \leq N$. Consequently, NP always spreads and fixates in the population.
2. If $\Delta R_{N-2} > 0$ then $\Delta R_l > 0$ for every $l < N-2$. In this case, P always invades and fixates in the population.
3. If $\Delta R_0 > 0$ and there is a $k < N-2$ where $\Delta R_k < 0$. Then $\Delta R_l < 0$ for every $l \geq k$ and $\Delta R_l > 0$ for $l < k$. Thus P spreads until the array of P -s attains size k and does not spread further from this state since $\Delta R_k < 0$. Similarly, NP spreads if the P array is larger than k . Since $\Delta R_k < 0$ and $\Delta R_{k-1} > 0$, neither P nor NP spreads in the k array of P -s. Consequently, k array of P is a stable state of P -s and NP -s.

The situation is different if pDB update rule is applied. According to Lemma 4, coexistence is possible if there are parameters such that $\Delta R_n < \Delta Q_n$, that is if

$$\frac{S_n}{c_0 + S_n} - \frac{S_n e^{-2/\lambda}}{c_0 + S_n e^{-2/\lambda}} < \frac{(S_n + a(e^{-1/\lambda} - e^{-n/\lambda}))}{c_0 + S_n + a(e^{-1/\lambda} - e^{-n/\lambda})} - \frac{S_n e^{-1/\lambda}}{c_0 + S_n e^{-1/\lambda}} \tag{16}$$

However, this is not possible.

Using the defined saturating fitness function, it is clear that

$$\frac{x_1}{c_0 + x_1} - \frac{x_2}{c_0 + x_2} > \frac{y_1}{c_0 + y_1} - \frac{y_2}{c_0 + y_2}, \tag{17}$$

if $x_1 > x_2, y_1 > y_2, x_1 < y_1, x_2 < y_2$ and $x_1 - x_2 < y_1 - y_2$. In the present case, it is easy to show that $S_n < S_n + a(e^{-1/\lambda} - e^{-n/\lambda}), S_n e^{-2/\lambda} < S_n e^{-1/\lambda}$ and $S_n(1 - e^{-2/\lambda}) < S_n + a(e^{-1/\lambda} - e^{-n/\lambda}) - S_n e^{-1/\lambda}$, consequently $\Delta R_n > \Delta Q_n$. Thus, coexistence is impossible even if a non-linear saturating fitness function is assumed.

Initial condition II: NP emerges by mutation

Another biologically relevant case is when the population initially consists only of P cells. Then a P cell mutates into an NP cell and this NP cell starts to spread. This mutation event can happen everywhere within the P array, and to model this situation I consider the initial geometry when two arrays of P cells straddle an array of NP cells. I place the origin at P cell which contacts an NP cell from right (Fig. 2) and I compute the concentration of the common material in the neighborhood of this meeting point.

By using DpB update rule the concentration is

$$c(0) = S_{n_1} + e^{-(l+1)/\lambda} S_{n_2}, \tag{18}$$

at the origin, where S_{n_i} ($i=1,2$) is the sum of concentrations arriving from the P cell arrays of length n_i . Since the length of the

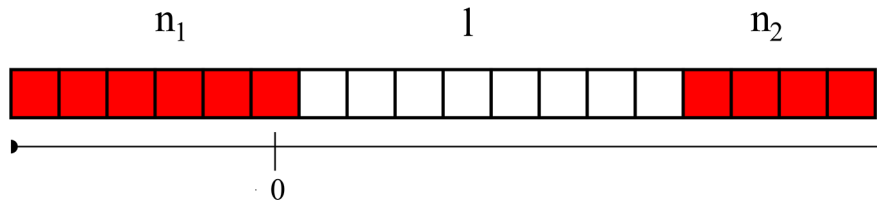


Figure 2. The geometry when an NP array (white) emerges by mutation within the P-s (red), P arrays contain n_1 and n_2 number of cells while NP array is l number of cells long.
doi:10.1371/journal.pone.0100769.g002

NP array is l , thus the concentration of the material from the P cells right to the origin decreases with $\exp[-(l+1)/\lambda]$ (see Fig. 2). Similarly the concentration at the P cell which has NP cells to the right is

$$c(l+1) = S_{n_1} e^{-(l+1)/\lambda} + S_{n_2}. \tag{19}$$

The NP cells being the second nearest neighbors of P cells on the left and right end of the NP block feel concentrations

$$c(2) = e^{-2/\lambda} S_{n_1} + e^{-(l-1)/\lambda} S_{n_2} \tag{20}$$

$$c(l-2) = e^{-(l-1)/\lambda} S_{n_1} + e^{-2/\lambda} S_{n_2} \tag{21}$$

respectively. Following the analysis made before the local stability of a state is studied. I compute the concentrations in the neighborhood of the borders of arrays after the P cell being on the border is died. Then, the nearest neighbor P cells feel concentrations

$$c^-(-1) = S_{n_1-1} + e^{-(l+2)/\lambda} S_{n_2} \tag{22}$$

$$c^-(l+2) = e^{-(l+2)/\lambda} S_{n_1} + S_{n_2-1}, \tag{23}$$

where c^- denotes that the P cell is died on the border. The first relation refers to the situation when P dies on the left border and the second relation refers to the situation when P is deleted on the right border. Similarly, the nearest neighbor NP cells of the empty sites feel concentrations

$$c^-(1) = S_{n_1-1} e^{-2/\lambda} + e^{-l/\lambda} S_{n_2} \tag{24}$$

$$c^-(l) = e^{-l/\lambda} S_{n_1} + e^{-2/\lambda} S_{n_2-1} \tag{25}$$

on the right and the left borders, respectively.

Assuming again that replication rates depend linearly on local concentrations (see 3) neither P nor NP spreads on the left border if

$$\begin{aligned} S_{n_1} - e^{-(l-1)/\lambda} S_{n_2} &< d^* \\ S_{n_1-1} - e^{-l/\lambda} S_{n_2} &> d^* \end{aligned} \tag{26}$$

and similarly neither P nor NP spreads on the right border if

$$\begin{aligned} S_{n_2} - e^{-(l-1)/\lambda} S_{n_1} &< d^* \\ S_{n_2-1} - e^{-l/\lambda} S_{n_1} &> d^*, \end{aligned} \tag{27}$$

where $d^* = d/[r_1(1 - e^{-2/\lambda})]$.

To find coexistence of P and NP , all relations of (26) and (27) must be valid simultaneously. After studying these relations, it turns out that there can be locally stable states $\{n_1^*, n_2^*\} \in \Gamma_s$ and unstable states $\{n_1^{**}, n_2^{**}\} \in \Gamma_u$ at this initial condition (for details, see Text S1), that is, coexistence is possible in this case, while the

graphical representation of relations (26) and (27) is depicted in Figure S1.

Alternatively, if pDB update rule is applied and the same computation is used as above then relations (26) and (27) are replaced by

$$\begin{aligned} S_{n_1} - e^{-(l-1)/\lambda} S_{n_2} &< d^* \\ S_{n_1-1} - e^{-l/\lambda} S_{n_2} + \varepsilon(n_1) &> d^* \end{aligned} \tag{28}$$

and

$$\begin{aligned} S_{n_2} - e^{-(l-1)/\lambda} S_{n_1} &< d^* \\ S_{n_2-1} - e^{-l/\lambda} S_{n_1} + \varepsilon(n_2) &> d^*, \end{aligned} \tag{29}$$

where $\varepsilon(n) = a \frac{e^{-1/\lambda} - e^{-n/\lambda}}{1 - e^{-2/\lambda}} > 0$ for every $n > 0$. Following the same calculation as presented in text S1, it is easy to see that including $\varepsilon(n)$ into the relations does not change the general argumentation. Consequently, there can be a locally stable and an unstable state where P and NP cells are in coexistence even if pDB update rule is used.

Nonlinear case

The method described in the previous section is not applicable in this case. However, I am mainly interested in the possibility of coexistence, which can be studied without any further calculation, at least in the DpB case. We can have four characteristically different dynamics if an NP array is inserted initially into the P array:

1. There is a state where an NP array coexists between two P arrays (neither strategy spreads at the borders). According to the analysis of the linear case, it is possible (e.g. if fitness is almost linear), but I could not show it for a general saturating fitness function. Thus, this situation is not considered as a case of coexistence.
2. The second possibility is when P always spreads and NP does not spread at both meeting points. Then P wins over NP . There is no coexistence.
3. Similarly, if NP always spreads and P does not spread at both meeting points, then NP wins over P .
4. However, if NP spreads at both meeting points, then l increases, and it is possible that for a sufficiently high l the effect of the remote P block ($\sim e^{-l/\lambda}$) can be neglected. Thus, pairs of P and NP arrays can be studied separately. But I have shown that if $c_0 < a e^{-1/\lambda}$ then coexistence is possible.

So without analyzing the nonlinear case mathematically at this initial condition I have shown that coexistence is possible if DpB update rule is used because dynamics may lead to a distribution of P and NP arrays for which the possibility of coexistence has been proven.

The situation is different if pDB update rule is assumed. Then, as I have shown earlier coexistence is not possible if pairs of P and NP arrays can be studied separately. Thus the above described argumentation is invalid here. It is possible however that balancing effect of two P arrays can maintain stable coexistence as in the linear case (it must be true at weakly non-linear fitness). This

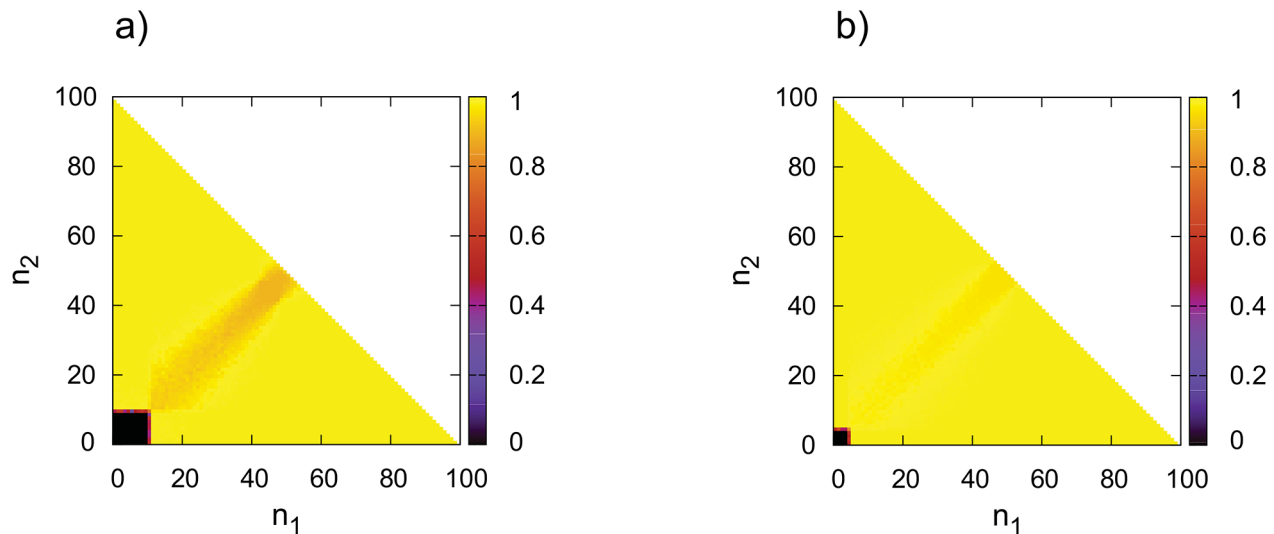


Figure 3. Dynamics of the linear model in function of initial sizes of P blocks (n_1 and n_2 respectively). Colors reflect to the frequency of P cells in the equilibrium (darker means less fraction of P cells). **a)** DpB update rule, the cost of producing diffusive material is higher $d = 1.2$, **b)** DpB update rule, the cost of producing diffusive material is lower, $d = 0.5$. Other parameters are $N = 100$, $a = 1$, $\lambda = 10$. The depicted values are averages of 50 independent simulations. By using pDB update rules gives practically the same results, so they are not showed. doi:10.1371/journal.pone.0100769.g003

possibility is studied by numerical simulations in the following section.

Coexistence and the position of NP array: numerical simulations

I have shown earlier that $\{n_1^*, n_2^*\} \in \Gamma_s$ is a locally stable state in the linear model. However, the analysis could not reveal completely the direction of motion in the n_1, n_2 phase space, although the analysis provided some information about it (see Text S1). Even this information is missing in the nonlinear case. Thus, the dynamics is studied by numerical simulations with DpB and pDB update rules as well.

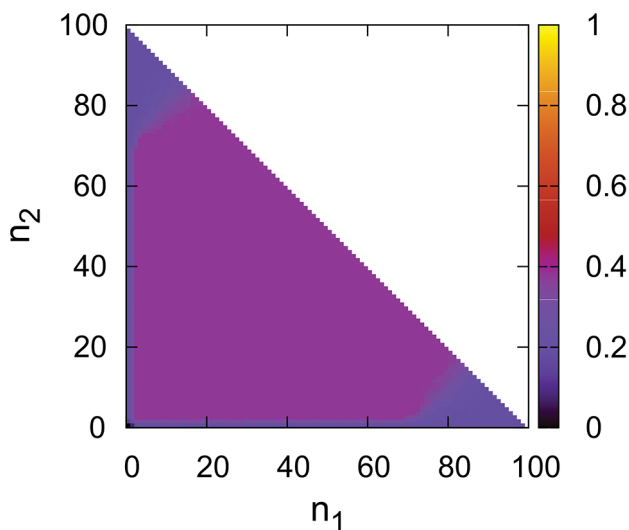


Figure 4. Dynamics of the nonlinear model with DpB update rule in function of initial sizes of P blocks (n_1 and n_2 respectively). $N = 100$, $\lambda = 10$, $c_0 = 0.04$, $a = 1$, $d = 0.01$. Values are averages of 50 independent simulations. doi:10.1371/journal.pone.0100769.g004

I consider a 1D lattice of size N where every lattice point is occupied at most by a cell. P cells are considered as sources of the diffusive material. I use the following algorithm to simulate the DpB update rule:

1. A cell is deleted at a randomly selected lattice point.
2. The concentration $c(x)$ is computed according to (3).
3. Replication rates (fitness) of the cells are calculated from the local concentration of the diffusive material according to linear or nonlinear relations defined above.
4. The empty cell is occupied by the copy of those neighboring cells which have a higher replication rate.
5. A new cycle begins.

The algorithm of pDB update rule is very similar except that steps 1. and 2. are interchanged in the series presented above. This update cycle is repeated until one of the strategies dies out or the coexistence of P and NP cells is observed for a long time. I use deterministic update rule just to fit the algorithm of the numerical simulations to the analytical studies. Other rules e.g. [14] considering probability of success as a function of relative fitness leads qualitatively the same results if selection is not too weak.

By using a wide range of parameters of λ and d , I observe that if coexistence between P and NP is possible in the linear model, then this state will be realized only if the inner NP block is close to the center of the lattice independently whether DpB or pDB update rule is used, that is if $|n_1 - n_2|$ is less than a critical value (Fig. 3). Otherwise, either P or NP fixates in the population. If update rule is stochastic then the system will be fixed fast in one of the monomorph states independently of the initial condition, since the population can easily move away from the narrow basin of attraction of the stable state where P and NP are in coexistence. The situation is different in the nonlinear case. Then coexistence is realized independently from the initial condition, only the fraction of P cells in the equilibrium depends on the initial values of n_1 and n_2 (Fig. 4) if DpB update rule is used. However, I have not experienced coexistence of strategies for a wide parameter range if

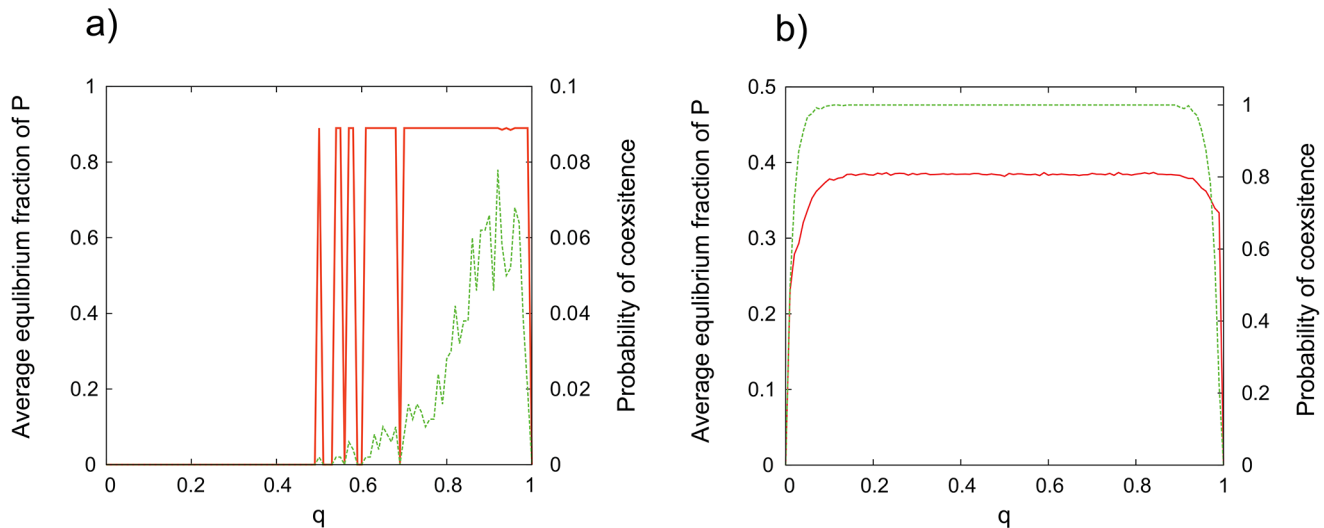


Figure 5. Average fraction of P cells (red, solid line) and the estimated probability of coexistence in function of the initial ratio of P -s (green, dashed line) if P cells are randomly placed initially. Red lines denote the average fraction of P , green lines denote the probability of coexistence. **a)** Linear model, DpB update. $\lambda = 10$, $d = 1.2$. (The model with pDB update rule behaves practically identically at these parameters.) **b)** Nonlinear model, DpB update. $\lambda = 10$, $d = 0.01$, $c_0 = 0.5e^{-1/\lambda}$. Plotted values are averages of 500 independent simulations, $N = 100$, $a = 1$ in all simulations.

doi:10.1371/journal.pone.0100769.g005

pDB update rule is used (except for the cases when the non-linear function becomes practically linear).

Randomly placed cells: numerical simulations

In this section, I consider the case when P and NP cells are initially placed along the lattice at random. I fill up every lattice point with P cells with probability q and with NP cells with probability $1 - q$. The above described analysis would even be more complex in this case, thus I apply numerical simulations to reveal the dynamics.

I used the same algorithms (DpB and pDB update rules) and the same parameter values as in the previous section, but here the dynamics is studied in function of q . Considering the linear model I observe again that the coexistence of P and NP cells is not robust, and can be observed only if P -s are present initially with a sufficiently high probability (Fig. 5). In concordance with results presented above, coexistence was not observed for nonlinear model with pDB update rule even if P cells were placed randomly along the lattice. On the other side, coexistence remains a robust behavior even if random initial condition is used in the nonlinear model with DpB update (Fig. 5 b). Based on the fact that dynamics of the nonlinear model with DpB update rule is not sensitive to the initial condition (see Fig. 4, 5 b) an arbitrary random initial distribution can be selected and the effect of dynamical parameters on the coexistence can be studied in this case. Probability of coexistence and the average equilibrium frequency of P cells are measured in function of the cost of producing of diffusive material (d) and diffusion length (λ). Based on the simulations it is clear that strategies can coexist in a wide range of parameters (Fig. 6) although fitness differences can be very small ($10^{-2} - 10^{-4}$) in the studied parameter space.

Discussion

I studied the 1D version of Borenstein et al.'s (2013) model with linear and non-linear (saturating) fitness function by using two different types of death-birth update rules. It is shown that

independently of the used update rule coexistence of producers and non-producers is impossible in the linear model if initially a producer and a non-producer arrays meet on the lattice. On the other hand I have shown that coexistence of strategies is possible for the non-linear model by using this initial distribution of strategies with DpB update rule, but impossible if pDB update rule is considered. Furthermore, I have shown that if a non-producer array is inserted between two producer arrays, then coexistence of cell types is possible even in the linear model for both update rules. Numerical simulations verified this result but revealed that basin of attraction of this stable state is narrow, that is dynamics leads to this stable state only from very specific initial states. On the contrary coexistence is non-sensitive to the initial condition for non-linear model with DpB update rule. It is even more striking that coexistence is observed at a wide parameter range of diffusion length and cooperation cost for this model. To sum it up, coexistence of producers and non-producers is a non-robust phenomenon in the linear model with both update rules, a typical phenomenon in the non-linear model with DpB update rule. However, coexistence is not observed in the non-linear model with pDB update rule. The observation that update rules modify the result of selection is not new. It has been shown several times that death-birth process promotes cooperators in structured populations [34–37], and well known that details of the spatial model greatly modifies its behavior [41]. The difference here is that two alternative death-birth processes can be defined, and saturating fitness function leads to the robust coexistence of producer and non-producer cells only of the DpB rule is applied.

Borenstein et al. (2013) have not studied the effect of initial distribution of cell types on the long term dynamics and they focused on the model with a birth-death update rule. They used a stochastic update rule, where the success of the competing cells are proportional to the growth rates of competitors. In the numerical simulations I used a model where competitor with higher replication rate always wins over the competitor with lower replication rate. Further, they used the standard periodic boundary condition in the simulations, while I defined a model

with open ends. So their model differs from mine in many crucial details, so that, the direct comparison would have only a limited validity. Because the fitness differences are small for most of the selected parameters, the deterministic update rule speeds up the simulations significantly and helps to check the analytical results more easily. According to numerical simulations, if population size is not too small and selection is strong, although update is not deterministic, then the deterministic and stochastic models behave very similarly (not shown). This is generally not true for 2D systems where stochastic and deterministic update rules generate different 2-dimensional patterns which have long range spatial effect and modify the dynamics significantly [42]. The 1-dimensional model is much simpler in this sense, stochastic and deterministic update rules develop the same spatial patterns.

I have shown that initial condition and update rule can have significant effect on the dynamics of the 1D model with non-periodic boundary condition. Coexistence is not robust in the linear model, it is possible at specific initial conditions. The intuitive reason of the non-robustness of coexistence is that if the spread of either P or NP is favored then spread is more favored if their number increases (see Lemmas 1–4). Only very specific initial geometry can smooth this robust effect. The situation is characteristically different if replication rate depends nonlinearly on the common material. Coexistence is a typical and robust behavior if DpB update rule is applied, while coexistence is impossible if pDB is used. Interestingly, the general theoretical [26,27,30] and experimental [7,43] results support that saturating effect of public good on fitness can stabilize coexistence of producer and non-producer cell types even in well-mixed models. Although I presented a spatially structured model now, where individuals interact only with their neighbors, diffusion of limiting resource smooths out local differences, and thus resembles in a sense to models of well-mixed populations. On the other hand, the diffusion and saturating effect on the fitness smooth out the differences among individuals, thus relative fitness differences are generally small, which means that while stable coexistence is typical, it is generally closely neutral and leads to high fluctuations in frequencies of cell types.

As I mentioned in the Introduction, Allen et al. (2013) studied the probability of fixations of rare producer and non-producer mutants for a wide range of graphs (including 1D and 2D rectangular lattices as well). (Their work does not examine the possibility of coexistence. In a finite stochastic population one of the strategies fixates sooner or later. However, fixation time increases polynomially or exponentially with population size if there is a stochastically stable polymorph state, so coexistence (as a long term metastable state) is practically present for larger populations [44]). They showed that producers are evolutionarily supported if the benefit remains at the producer plus the total benefit retained by the neighbors of it is greater than the cost of production of the public good [24].

Considering the linear version I receive a similar relation in the model. From the calculations above it is clear that a single producer cell will spread and fixate in the population if the benefit retained by the cell minus the benefit arriving at the nearest non-producing cell is greater than the cost of cooperation, that is

$$r_1 a(1 - e^{-2\lambda}) > d. \quad (30)$$

(This relation comes from rearranging $\Delta R_0 > 0$ in (9).) In agreement with the intuition, if $\lambda > > 1$ (public good is distributed evenly) then the maximum benefit should be very high ($r_1 a > > 1$) to support producers. Contrariwise, if $\lambda < < 1$ (good is private) then public good is supported if private benefit is larger than the cost of producing it ($r_1 a > d$). Another recent study show that extended durability of public goods reduces the selective advantage of cheater strategy if public good production is regulated according to the concentration of the diffusive material [45]. In the present model, producing more durable public goods means that parameter β becomes smaller. To explain the previous relation in function of diffusion constant and spontaneous decay of diffusive material β one receive

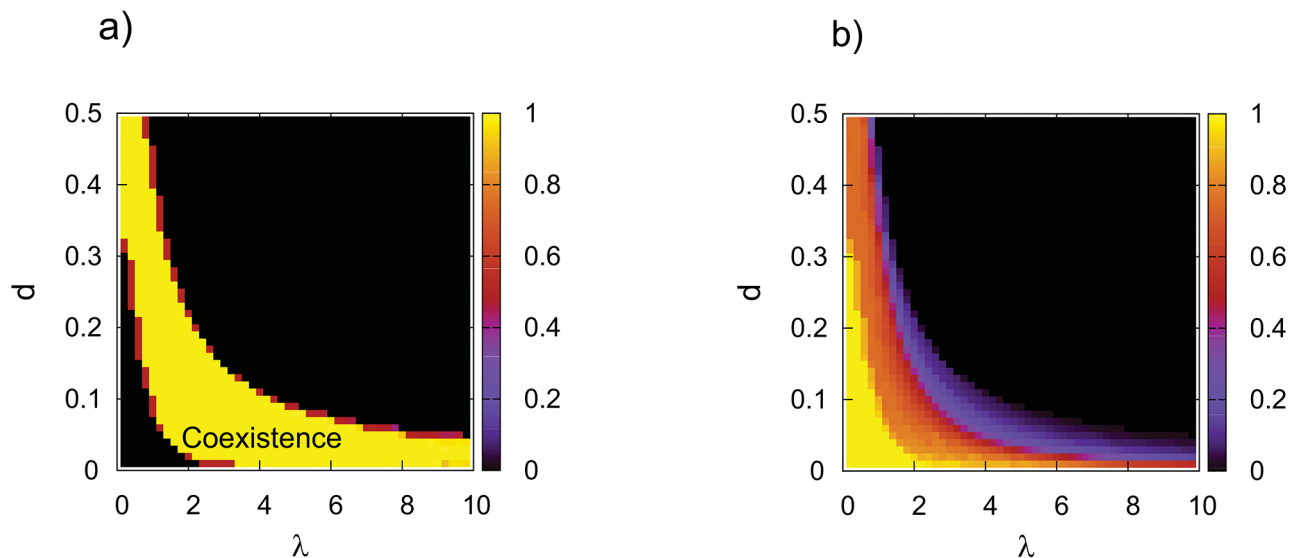


Figure 6. The qualitative dynamics of the nonlinear model with DpB update rule in function of the diffusion length (λ) and the cost of producing diffusive material (d). **a)** The average probability of coexistence. **b)** The average frequency of P in equilibrium. Values are averages of 50 independent simulations, initially P and NP cells are distributed randomly with the same probability, $N = 100$, $a = 1/\lambda$, $c_0 = 0.5ae^{-1/\lambda}$. doi:10.1371/journal.pone.0100769.g006

$$r_1 \frac{\alpha}{2\sqrt{D\beta}} (1 - e^{-2\sqrt{\frac{\beta}{D}}}) > d. \quad (31)$$

It is clear that if the diffusion rate is constant and public good is more durable (β decreases) then the relation is more easily satisfied (right hand side increases). If $\beta \rightarrow 0$ then $r_1 \alpha / D > d$ gives the condition for the cooperators to spread and fixate, that is the production speed and the diffusion speed of the material determine the success of producers.

Earlier studies estimated λ to be on order of one (roughly between 1 and 10) in experimental situations [24,25]. The numerical simulations support that coexistence of producers and non-producers is possible in this region, mainly for the non-linear model with death-birth update rule if the cost of producing this material is not too high (see Fig. 3.,6.). Interestingly, Julou et al. (2013) have shown experimentally that λ can even be much smaller in bacterial colonies growing on solid phase. Here mainly the local exchange of material among contacting cells determines the dynamics.

My simplified model neglects numerous details which are present in real biofilms. For example bacteria grow on a surface on the border of liquid and solid phases. They can be in competition for space, for limiting resources on the surface and for O_2 arriving from the water [8,46]. Furthermore, bacteria communicate each other by quorum sensing, and collective action is not only production of common material but they can change their motion strategy as well according to local environmental and social circumstances [47–50]. It is useful to compare the results of these complex models with my results regarding the coexistence of cooperators and cheaters. Xavier and Foster (2007) studied competition for the soluted O_2 in a biofilm by a specific individual based model [46]. Producer cells extract extracellular polymeric substances (EPS) which is assumed to help to maintain the structure of the biofilm. According to the simulations, the EPS producing cells outgrow the cheater cells and reach higher concentration of diffusive O_2 , which is a growth limiting factor

References

- Axelrod R, Hamilton WD (1981) The evolution of cooperation. *Science* 211: 1390–1396.
- Sachs J, Mueller UG, Wilcox T, Bull JJ (2004) The evolution of cooperation. *Quarterly Review of Biology* 79: 135–160.
- Nowak MA (2006) Five rules for the evolution of cooperation. *Science* 314: 1560–1563.
- West SA, Griffin AS, Gardner A, Diggle SP (2006) Social evolution theory for microorganisms. *Nature* 4: 597–607.
- West SA, Griffin AS, Gardner A (2007) Evolutionary explanations for cooperation. *Current Biology* 17: R661–R672.
- Maynard Smith J, Szathmáry E (1995) *The Major Transitions in Evolution*. Freeman.
- Gore J, Youk H, Oudenaarden A (2009) Snowdrift game dynamics and facultative cheating in yeast. *Nature* 459: 253–256.
- Xavier JB (2011) Social interaction in synthetic and natural microbial communities. *Molecular Systems Biology* 7: 483.
- Julou T, Mora T, Guillon L, Croquette V, Schalk IJ, et al. (2013) Cell-cell contacts confine public goods diffusion inside *Pseudomonas aeruginosa* clonal microcolonies. *Proceedings of the National Academy of Sciences of the United States of America* 110: 12577–12582.
- Packer C, Scheel D, Pusey AE (1990) Why lions form groups: Food is not enough. *The American Naturalist* 136: 1–19.
- Boesch C (1994) Cooperative hunting in wild chimpanzees. *Animal Behaviour* 48: 653–667.
- Nowak MA, Tarnita CE, Wilson EO (2010) The evolution of eusociality. *Nature* 466: 1057–1062.
- Nowak MA, May RM (1992) Evolutionary games and spatial chaos. *Nature* 359: 826–829.
- Szabó G, Tóke C (1998) Evolutionary prisoner's dilemma game on a square lattice. *Physical Review E* 58: 69–73.

in the system. Depending on the parameters and initial conditions either producers or cheaters win the competition, but coexistence is observed in certain cases. Unfortunately, this situation is not studied in detail. On the other hand a more recent study on this system does not mention the possibility of coexistence [51], but emphasizes that depending on nutrient availability and diffusion selection may result in 1) either spatial segregation of lineages and spread of producers or 2) mixing of types and winning of non-producers.

Supporting Information

Figure S1 Graphical representation of stable and unstable meeting points of P and NP cells in function of v_1 and v_2 . Solid lines denote the stable while dashed lines denote the unstable states. **a)** The complete phase space. Arrows represent the motion qualitatively. Rectangles around the intersections are magnified in figure b) and c). **b)** The locally stable state. $\{Y_+^{(2)}, Z_+^{(2)}\}$, $\{X_+^{(1)}, X_+^{(1)}\}$, $\{X_+^{(2)}, W_+^{(2)}\}$ and $\{Y_+^{(1)}, Y_+^{(1)}\}$ are the intersections of $\mu_{1,+}$, $v_{2,+}$, $v_{1,+}$ and $\mu_{2,+}$ which determine Γ_s . **c)** The locally unstable state. Intersections of $v_{1,-}$, $\mu_{1,-}$, $v_{2,-}$ and $\mu_{2,-}$ determine Γ_u . $N = 100$, $\lambda = 20$, $a = 1$, $d = 0.5$.

(EPS)

Text S1 Mathematical Details. The proof that (26) and (27) can be valid simultaneously.

(PDF)

Acknowledgments

The author wishes to thank B. Allen, M. Archetti, D. B. Borenstein, J. Podani and an anonymous referee for valuable discussions and helpful comments.

Author Contributions

Conceived and designed the experiments: IS. Analyzed the data: IS. Wrote the paper: IS. Made the mathematical and numerical analysis: IS.

- Számádó S, Szalai F, Scheuring I (2008) The effect of dispersal and neighbourhood in games of cooperation. *Journal of Theoretical Biology* 253: 221–227.
- Hamilton WD (1964) The genetical evolution of social behaviour I. *Journal of Theoretical Biology* 7: 1–16.
- Griffin AS, West SA, Buckling A (2004) Cooperation and competition in pathogenic bacteria. *Nature* 430: 1024–1027.
- van Veelen M (2009) Group selection, kin selection, altruism and cooperation: When inclusive fitness is right and when it can be wrong. *Journal of Theoretical Biology* 259: 589–600.
- Lehmann L, Keller L, West S, Roze D (2007) Group selection and kin selection: Two concepts but one process. *Proceedings of the National Academy of Sciences of the United States of America* 104: 6736–6739.
- Ifit M, Killingback T, Doebeli M (2004) Effects of neighbourhood size and connectivity on the spatial continuous prisoner's dilemma. *Journal of Theoretical Biology* 231: 97–106.
- Czárán T, Szathmáry E (2000) Coexistence of competitive-mutualist replicators in prebiotic evolution. In: Dickmann, U., Law, R. and Metz, J.A.J. (eds.) *The Geometry of Ecological Interactions: Simplifying Spatial Complexity*. Cambridge Univ. Press.
- Archetti M (2013) Dynamics of growth factor production in monolayers of cancer cells and evolution of resistance to anticancer therapies. *Evolutionary Applications* 6: 1146–1159.
- Könyű B, Czárán T (2013) Spatial aspects of prebiotic replicator coexistence and community stability in a surface-bound RNA world model. *BMC Evolutionary Biology* 13: 204.
- Allen B, Gore J, Nowak MA (2013) Spatial dilemmas of diffusible public goods. *eLife* 2: e01169.

25. Borenstein DB, Meir Y, Shaevitz J, Wingreen NS (2013) Non-local interaction via diffusible resource prevents coexistence of cooperators and cheaters in a lattice model. *PLOS One* 8: e63304.
26. Motro U (1991) Co-operation and defection: playing the field and the ESS. *Journal of Theoretical Biology* 151: 145–154.
27. Hauert C, Michor F, Nowak M, Doebeli M (2006) Synergy and discounting of cooperation in social dilemmas. *Journal of Theoretical Biology* 239: 195–202.
28. Archetti M (2009) The volunteer's dilemma and the optimal size of a social group. *Journal of Theoretical Biology* 261: 475–480.
29. Archetti M, Scheuring I (2011) Coexistence of cooperation and defection in public goods games, from the prisoner's dilemma to the volunteer's dilemma. *Evolution* 65: 1140–1148.
30. Archetti M, Scheuring I (2012) Review: Game theory of public goods in one-shot social dilemmas without assortment. *Journal of Theoretical Biology* 299: 9–20.
31. Vásárhelyi Z, Scheuring I (2013) Invasion of cooperators in lattice population: linear and non-linear public good games. *BioSystems* 113: 81–90.
32. Picoreanu C, Loosdrecht MCM, Heijnen JJ (1998) Mathematical modeling of biofilm structure with hybrid differential-discrete cellular automaton approach. *Biotechnol Bioeng* 58: 101–116.
33. Beyenal H, Donovan C, Lewandowski Z, Harkin G (2004) Three-dimensional biofilm structure quantification. *Journal of Microbiological Methods* 59: 395–413.
34. Ohtsuki H, Nowak MA (2006) The replicator equation on graphs. *Journal of Theoretical Biology* 243: 86–97.
35. Ohtsuki H, Hauert C, Lieberman E, Nowak MA (2006) A simple rule for the evolution of cooperation on graphs and social networks. *Nature* 441: 502–505.
36. Ohtsuki H, Pacheco JM, Nowak MA (2007) Evolutionary graph theory: Breaking the symmetry between interaction and replacement. *Journal of Theoretical Biology* 246: 681–694.
37. Kun A, Boza G, Scheuring I (2006) Asynchronous snowdrift game with synergistic effect as a model of cooperation. *Behavioral Ecology* 17: 633–641.
38. Grafen A, Archetti M (2008) Natural selection of altruism in inelastic viscous homogeneous populations. *Journal of Theoretical Biology* 252: 694–710.
39. Débarre F, Hauert C, Doebeli M (2014) Social evolution in structured populations. *Nature Communications* 5: 3409.
40. Bahmra KS (2010) *Partial differential equations: an introductory treatment with applications*. PHI Learning Ltd, New Delhi.
41. Durrett R, Levin S (1994) The importance of being discrete (and spatial). *Theoretical Population Biology* 46: 363–394.
42. Killingback T, Doebeli M (1996) Spatial evolutionary game theory: hawks and doves revisited. *Proc Roy Soc B* 263: 1135–1144.
43. Damore JA, Gore J (2012) Understanding microbial cooperation. *Journal of Theoretical Biology* 299: 31–41.
44. Antal T, Scheuring I (2006) Fixation of strategies for an evolutionary game in finite populations. *Bulletin of Mathematical Biology* 68: 1923–1944.
45. Kümmerli R, Brown SP (2010) Molecular and regulatory properties of a public good shape the evolution of cooperation. *Proceedings of National Academy of Sciences of the United States of America* 107: 18921–18926.
46. Xavier JB, Foster KR (2007) Cooperation and conflict in microbial biofilms. *Proceedings of National Academy of Sciences of the United States of America* 104: 876–881.
47. Crespi BJ (2001) The evolution of social behavior in microorganisms. *Trends Ecol Evol* 16: 178–183.
48. Fuqua C, Winans SC, Greenberg EP (1996) Census and consensus in bacterial ecosystems: the luxR-luxI family of quorum sensing transcriptional regulation. *Annual Review of Microbiology* 50: 727–775.
49. Fuqua C, Parsek MR (2002) Molecular mechanisms of quorum sensing. *Modern Microbial Genetics* 1: 362–369.
50. Kerényi A, Bihary D, Venturi V, Pongor S (2013) Stability of multispecies bacterial communities: signaling networks may stabilize microbiomes. *PLOS One* 8: e57947.
51. Nadell CD, Foster KR, Xavier JB (2010) Emergence of spatial structure in cell groups and the evolution of cooperation. *PLOS Computational Biology* 6: e1000716.