










<https://doi.org/10.1038/s41467-020-15828-2>

OPEN

Author Correction: Longitudinal assessment of tumor development using cancer avatars derived from genetically engineered pluripotent stem cells

Tomoyuki Koga , Isaac A. Chaim , Jorge A. Benitez , Sebastian Markmiller, Alison D. Parisian, Robert F. Hevner, Kristen M. Turner, Florian M. Hessenauer, Matteo D'Antonio , Nam-phuong D. Nguyen, Shahram Saberi, Jianhui Ma, Shunichiro Miki, Antonia D. Boyer, John Ravits, Kelly A. Frazer , Vineet Bafna, Clark C. Chen, Paul S. Mischel , Gene W. Yeo & Frank B. Furnari 

Correction to: *Nature Communications* <https://doi.org/10.1038/s41467-020-14312-1>, published online 28 January 2020.

The original version of this Article contained an error in Fig. 1. The gel image in Fig. 1c was inadvertently taken from Supplementary Fig. 6 instead of Supplementary Fig. 1 that showed the original scan corresponding to Fig. 1c.

This has been corrected in both the PDF and HTML versions of the Article.

Published online: 20 April 2020



Open Access This article is licensed under a Creative Commons Attribution 4.0 International License, which permits use, sharing, adaptation, distribution and reproduction in any medium or format, as long as you give appropriate credit to the original author(s) and the source, provide a link to the Creative Commons license, and indicate if changes were made. The images or other third party material in this article are included in the article's Creative Commons license, unless indicated otherwise in a credit line to the material. If material is not included in the article's Creative Commons license and your intended use is not permitted by statutory regulation or exceeds the permitted use, you will need to obtain permission directly from the copyright holder. To view a copy of this license, visit <http://creativecommons.org/licenses/by/4.0/>.

© The Author(s) 2020