


 Cite this: *RSC Adv.*, 2021, 11, 14079

Received 25th March 2021

Accepted 31st March 2021

DOI: 10.1039/d1ra02372a

rsc.li/rsc-advances

Metal-free, regioselective, visible light activation of 4CzIPN for the arylation of 2*H*-indazole derivatives†

 Rajendhiran Saritha, Sesuraj Babiola Annes and Subburethinam Ramesh *

Highly regioselective organo photocatalysis of 4CzIPN (1,2,3,5-tetrakis(carbazol-9-yl)-4,6-dicyanobenzene) for the arylation of 2*H*-indazole is demonstrated. The present synthetic route provides a highly safe and easily accessible aniline precursor as an arylation reagent. The photoactivated 4CzIPN organocatalyst is found to be more efficient for single electron transfer without any organic base for the radical reaction. The carbazole-based photocatalyst (4CzIPN) with wide redox potential is stable and recyclable for further reaction transformations. Many indazole and aniline derivatives were used in the reaction and provided the arylated indazole derivatives in good to excellent yield.

Introduction

Indazole, an important structural motif present in many drug molecules and bioactive natural products have been attracting the synthetic community due to the broad spectrum of its biological activities.^{1–8} From extensive research work, the medicinal community looks to indazole as a bioisostere of benzimidazole, indazole and purine.¹ Among the different types of indazole, compounds incorporated with 2*H*-indazole or 1*H*-indazole have been receiving much attention over the last two decades owing to their broad spectrum of biological activities.¹ In particular, 2*H*-indazole derivatives have been widely investigated and some notable activities are HIV protease inhibition,² anti-inflammatory,³ anti-microbial,⁴ anti-tumor,⁵ *etc.* Moreover, drug molecules like MK-4827, Niraparib, and Pazopanib are incorporated with the 2*H*-indazole motif and they are used for anticancer,⁶ anti-inflammatory⁷ and tyrosine kinase inhibitor⁸ activities respectively (Fig. 1). A C–H activation with a transition metal catalyst requires a pre-activated organometallic compound which is introduced in the transmetalation step. However direct methodology to activate the C–H bond in an aromatic compound^{9a} would not require any organometallic compounds. The pre-activation strategy generates more bi-product in stoichiometry amount which can be avoided in direct C–H bond functionalization.^{9a,b} To the best of our knowledge, direct arylation of indazole is largely depend on metal catalyst as well as stoichiometric base in the presence of halobenzene as an arylating source. These reactions suffer from very expensive additives as well as transition metal catalysts, harsh reaction

temperature, and stability of the palladium or iridium catalyst.^{10a–d,g,11} Two alternative methodologies^{10e,f} have been recently reported for the arylation of indazole using phenyldiazonium salt through a photochemical reaction path.

The main drawback associated with phenyldiazonium salt is the potential instability of the salt whatsoever the choice of counter ion.¹² The synthetic community has tended to focus on aniline and its derivatives instead of phenyldiazonium salt to

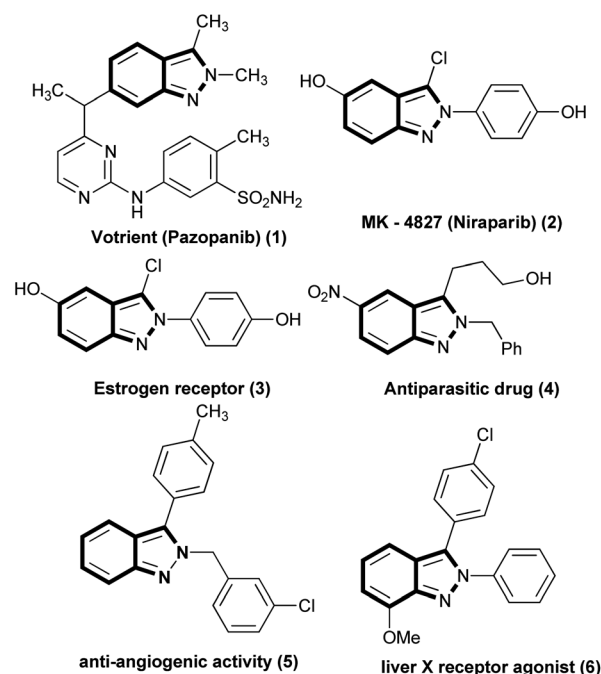


Fig. 1 Representative example for 2*H*-indazole based drug and pharmaceutically active molecules.

Department of Chemistry, School of Chemical and Biotechnology, SASTRA Deemed University, Thanjavur 613401, Tamil Nadu, India. E-mail: rameshsbdu@gmail.com

† Electronic supplementary information (ESI) available. See DOI: 10.1039/d1ra02372a



overcome the safety issues associated with the salt. Many synthetic attempts have been proposed with the aim of generating the phenyldiazonium salts *in situ* and for subsequent arylation reactions.¹² Despite these interest, to the best of our knowledge no arylation reaction on any type of indazole moiety using aniline as arylating precursor have been reported (Fig. 2).

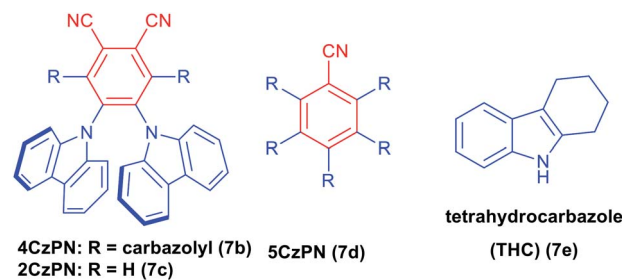
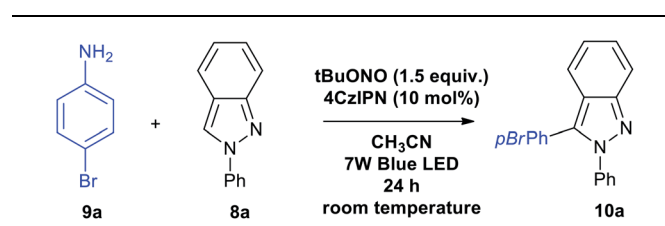
Our endeavour was consequently to find a metal free procedure and to use safer arylation precursor. In recent years, there has been flourishing interest in the visible light mediated photochemical organic transformation.¹³ In this process, the sunlight as an energy source replaces the conventional thermal energy for an organic reaction. Although this sustainable process is interesting, the transition metal based redox catalyst for the photochemical reactions suffer from high cost and possible trace impurities in the final product. However, organocatalytic photochemistry is superior in these aspects, particularly the straightforward work up procedure and less toxicity of organic photocatalyst.¹⁴ In this context, donor-acceptor fluorophore has been emerging as potent organo-photocatalyst. Based upon the photophysical and the photochemical properties of organic dye molecules,¹⁴ we were interested on compound 1,2,3,5-tetrakis(carbazol-9-yl)-4,6-dicyanobenzene (4CzIPN).¹⁵ The organic dye compound with carbazole unit as donor and dicyanobenzene as acceptor displayed significant redox window, excellent chemical stability and wide range of application in various organic transformations. Extending our interest on demonstrating organocatalytic arylation reaction,¹⁶

herein, we describe a metal-free carbazole based organo-photocatalyzed arylation on indazole by coupling of anilines with 2*H*-indazole as a nucleophilic partner. This approach involves an *in situ* generation of phenyldiazonium salt and subsequent functionalization of 2*H*-indazole catalysed by 4CzIPN. Our method provides a sustainable, safe, toxic less and less economic synthetic strategy to the indazole derivatives with good to excellent yield.

Results and discussion

p-Bromoaniline (**9a**) and indazole (**8a**) were chosen for finding the suitable reaction conditions. As expected, the indazole derivative **10a** was obtained in 52% when 5 mol% of **7a** was used in 7 W blue LED light in the presence of *t*BuONO in acetonitrile

Table 1 Optimization of the organophotocatalyzed arylation on 2*H*-indazole^a



S. no.	Variation of standard conditions	Solvent	Yield ^b
1	5 mol% of 4CzIPN (7a)	CH ₃ CN	52
2	15 mol% of 4CzIPN	CH ₃ CN	83
3	10 mol% of 4CzIPN	CH ₃ CN	80
4	2 mol% of 4CzIPN	CH ₃ CN	36
5	10 mol% of 4CzPN (7b)	CH ₃ CN	54
6	10 mol% of 2CzPN (7c)	CH ₃ CN	49
7	10 mol% of 5CzPN (7d)	CH ₃ CN	64
8	10 mol% of THC (7e)	CH ₃ CN	14
9	10 mol% of carbazole (7f)	CH ₃ CN	31
10	10 mol% of 4CzIPN, 12 h	CH ₃ CN	55
11	10 mol% of 4CzIPN	DMSO	76
12	10 mol% of 4CzIPN	DMF	62
13	10 mol% of 4CzIPN	THF	47
14	10 mol% of 4CzIPN	Water	52
15	1 equivalent of 8a	CH ₃ CN	71
16	6 W green LED instead of 7 W blue LED	CH ₃ CN	73
17	24 W blue LED instead of 7 W blue LED	CH ₃ CN	54
18	3 W blue LED instead of 7 W blue LED	CH ₃ CN	51

^a Unless otherwise noted: ^aReaction conditions: 1 equiv. of **9a** (0.6 mmol), 2 equiv. of **8a** (1.2 mmol), 1.5 equiv. of *t*BuONO (0.9), 10 mol% of catalyst, room temperature, 24 h. ^bIsolated yield.

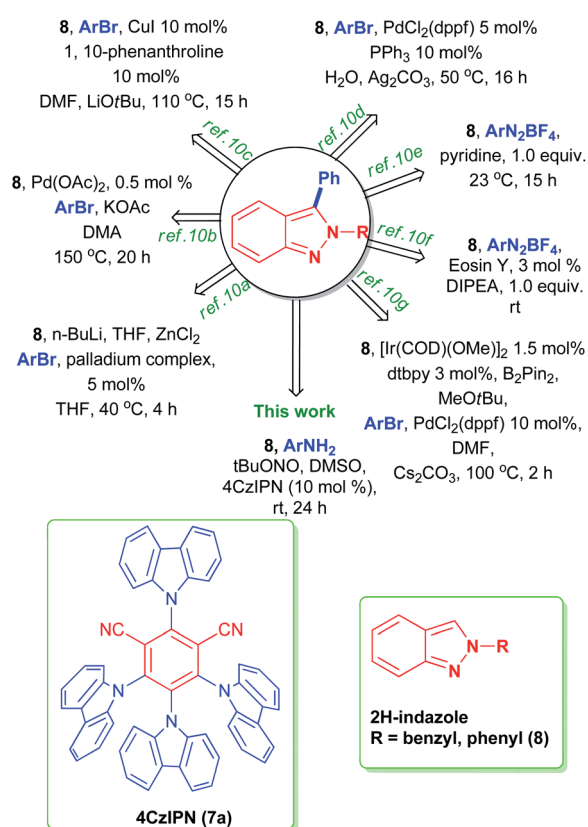


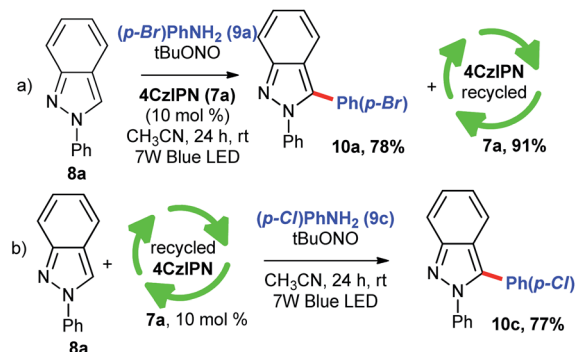
Fig. 2 Various synthetic strategies for arylation on 2*H*-indazole.

solvent (entry 1, Table 1). Surprisingly, 15 mol% of 4CzIPN under the same condition provided 83% of the product **10a** (entry 2, Table 1). We could able to reduce the catalytic loading up to 10 mol% without affecting the reaction conversion (entry 3, Table 1). However, the reaction with 2 mol% of 4CzIPN showed no catalytic role as the yield of this reaction (entry 4, Table 1) is as same as yield of reaction without any catalyst (Scheme 3, eqn (a)). To prove the efficiency of the 4CzIPN, we compared with other carbazole based organic-photocatalyst. All these catalysts were prepared using the literature reports.¹⁷ The



S. no.	R ¹	R ²	R ³	R ⁴	R ⁵	Product (10)	Yield (%)
1	H	H	Br	Ph	H	10a	80
2	H	H	F	Ph	H	10b	78
3	H	H	Cl	Ph	H	10c	79
4	H	H	CF ₃	Ph	H	10d	78
5	H	H	CN	Ph	H	10e	75
6	H	H	NO ₂	Ph	H	10f	77
7	H	H	OMe	Ph	H	10g	69
8	H	H	Me	Ph	H	10h	60
9	H	Cl	H	Ph	H	10i	66
10	Cl	H	H	Ph	H	10j	61
11	Br	H	H	Ph	H	10k	61
12	CN	H	H	Ph	H	10l	66
13	H	H	H	(<i>p</i> Br)Ph	H	10m	42
14	H	H	H	(<i>p</i> F)Ph	H	10n	57
15	H	H	OMe	(<i>p</i> F)Ph	H	10o	43
16	H	H	H	(<i>p</i> Me)Ph	H	10p	78
17	H	H	H	(<i>p</i> OMe)Ph	H	10q	76
18	H	H	H	H	H	10r	68
19	H	H	Cl	PhCH ₂	H	10s	30
20	H	H	Me	PhCH ₂	H	10t	27
21	H	H	H	Pyridyl	H	10u	0
22	H	H	OMe	(<i>p</i> Me)Ph	H	10v	63
23	H	H	CO ₂ Me	Ph	H	10w	73
24	H	H	OMe	Ph	OMe	10x	51
25	H	H	Cl	(<i>o</i> Me)Ph	H	10y	Trace
26	Isopropyl amine			H	H	10z	0
27	4-Aminopyridine			H	H	10aa	0

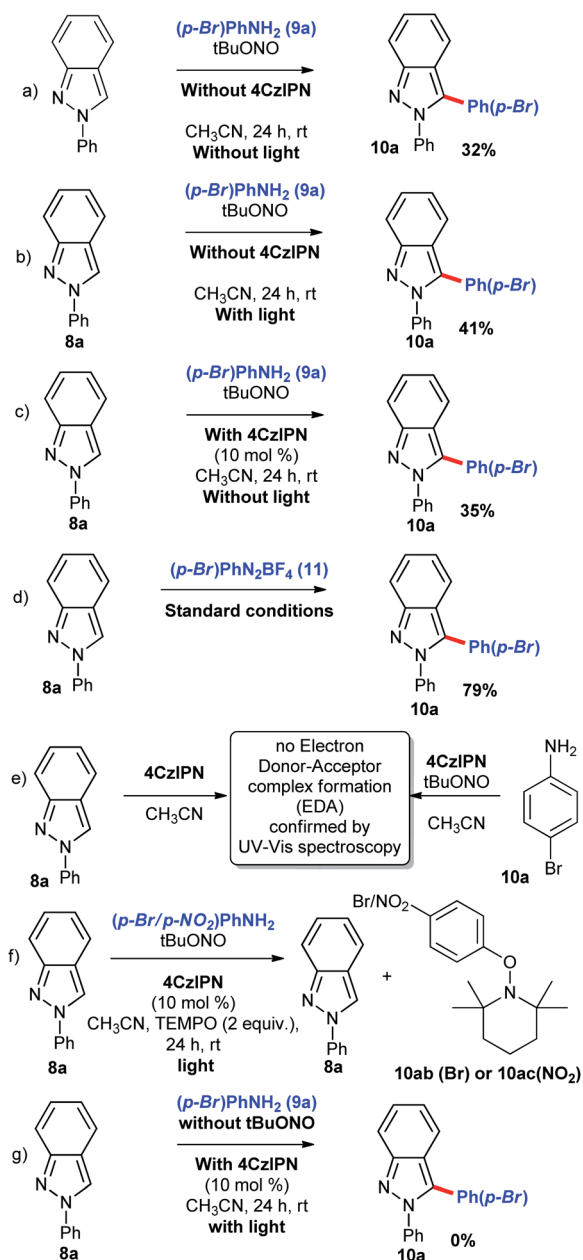
Scheme 1 Scope of the organophotocatalyzed arylation on 2*H*-indazole derivatives. Reaction conditions: 1 equiv. of **9a** (0.6 mmol), 2 equiv. of **8a** (1.2 mmol), 1.5 equiv. of *t*BuONO (0.9), 10 mol% of catalyst, room temperature, 24 h. ^bIsolated yield.



Scheme 2 Recycling the catalyst.

catalyst 4CzPN (**7b**), 2CzPN (**7c**) and 5CzPN (**7d**) under the same conditions (entry 2, Table 1) afforded the **10a** in 54%, 49% and 64% yields respectively (entries 5–7, Table 1). On the other hand, THC (**7e**) and carbazole (**7f**) provided the indazole **10a** in lower yields of 14% and 31% respectively (entries 8 & 9, Table 1). Lowering the reaction time from 24 h to 12 h influenced the reaction (entry 10, Table 1), Hence, reaction time of 24 h was considered as ideal for this transformation. Upon a brief solvent screening (entries 11–14, Table 1), it was identified that acetonitrile was suitable for synthesis of compound **10a** with highest yield of 80% (entry 3, Table 1). In acetonitrile and DMSO solvents, the product was obtained in good yield. This is probably due to the efficiency of these solvents for the conversion of aniline to diazonium salt with the help of *t*BuONO. In addition, these polar solvents could stabilize the ionic intermediates by solvating them (Scheme 4). Reducing the equivalent of indazole **8a** decreased the yield of the arylated product **10a** to 71% (entry 15, Table 1). A comparison of various light source (entries 16–18, Table 1) for this arylation reaction showed that 7 W blue LED is superior than other lights. The absorption and intensity of the lights were recorded and provided in the ESI.†

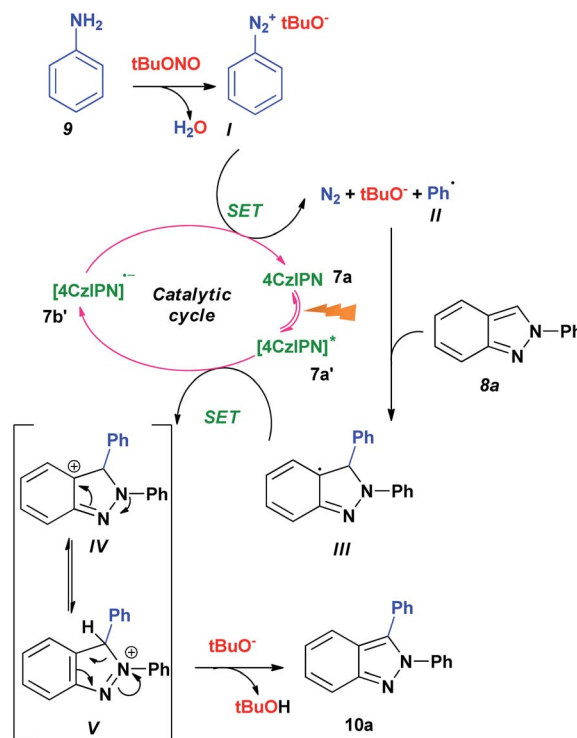
Having optimized ideal reaction parameters in hand, we next demonstrated the scope of the reaction by varying aromatic amine derivatives (**9**). The aromatic aniline bearing electron withdrawing groups such as –CF₃, –CN and –CO₂Me tolerated the photochemical reaction and provided the arylated indazole products **10d**, **10e** and **10w** respectively, in good yields. The carbon–halogen (C–X) bond was intact in the photochemical reaction and corresponding products were obtained in good yields. These halogen containing substrates (**10a–c**) are very useful for further synthetic elaborations with the help of cross coupling reactions. The aniline substrates with electron donating groups such as –Me and –OMe provided lower yield than that of electron withdrawing as well as halogen groups. This is probably due to the stabilization of aryl radical formed from *in situ* generated phenyldiazonium salt. The electron donating groups on aniline lowers the reactivity by stabilizing the electron deficiency on aryl radical. Next, steric factor on substrate was tested and *ortho* substituted compounds lowered the yield (**10j–l**) than *para* substituted aniline precursor (**10c**, **10a** & **10e**). Aliphatic amine and heterocyclic amine like



Scheme 3 Control experiments.

isopropyl amine and 4-amino pyridine respectively did not participate in the reaction (entry 21, 26, 27, Scheme 1).

The scope of the reaction was then performed by varying different 2*N* substitution on indazole. The halogen groups at *para* position on this 2*N* phenyl ring lower the yield of the product (**10m** & **10n**) compared to electron donating groups such as -Me and -OMe (**10p** & **10q**). Methoxy substituted indazole (**8i**) also participated in the ideal condition and provided the corresponding product (**10x**). Ortho methyl substitution provided the product **10y** in trace quantity. This is because of the steric hindrance that destabilize the cationic intermediate **V** in Scheme 4. Similarly, benzylated compounds (entries 19 and 20, Scheme 1) gave very poor yields of arylated indazoles **10s** (30%) and **10t** (27%) respectively. On the other



Scheme 4 Possible reaction mechanism.

hand, pyridyl substitution on 2*N* position, aliphatic amine and heterocyclic amine did not show any product formation (**10u**, **10z**, **10aa**).

In order to check out the robustness of the photochemical reaction, we performed a reaction with 1.0 g scale of indazole **8a** under the optimized reaction condition and the product **10a** was obtained in 78%. During this reaction, the catalyst was recovered with help of silica gel column chromatography. The recovered catalyst **7a** was used for arylation of indazole **8a** in the presence of *p*-chloroaniline (**9c**) and the corresponding functionalized product **10c** was obtained in excellent yield (Scheme 2, eqn (b)). Next, we focussed on control experiments to find out the reaction path. As the entry shows in Scheme 3, aniline (**9a**) and indazole (**8a**) were reacted in the presence of diazotizing agent *t*BuONO and in acetonitrile solvent without light and without any catalyst at room temperature (Scheme 3, eqn (a)). The expected arylated product **10a** was obtained, however with low yield of 32% which is indicating the need of a catalyst. It has been clear from eqn (b) and (c) in Scheme 3 that photoactivation of the catalyst 4CzIPN (**7a**) is necessary for this transformation. To understand the reactivity of the counter ion of phenyldiazonium salt, we performed a reaction with *p*-bromophenyldiazonium salt **11** (Scheme 3, eqn (d)) in the standard reaction conditions. We confirmed that anions -BF₄⁻ and -*t*BuO⁻ have not shown any difference in the reaction conversion. To confirm the formation of Electron Donor-Acceptor (EDA) complex between catalyst and reactant if any, a UV-Vis spectroscopy study was performed. As expected, no shift in UV-Vis absorbance of the mixtures (Scheme 3, eqn (e)). When we perform a reaction using TEMPO under the standard conditions, we found the formation of TEMPO trapped radical

species **10ab/10ac** (Scheme 3, eqn (f)). The aryl radical is formed only from diazo compound which is confirmed by a control experiment performed in the absence of *t*BuONO (Scheme 3, eqn (g)). No product formation was formed in the absence of *t*BuONO.

Based on the control experiments and the scope of the reactions, we propose a possible reaction mechanism for the formation of indazole **10a** (Scheme 4). Aniline (**9**) reacts with *tert*-butyl nitrite and converts into diazonium salt **I**. Upon oxidation of the reduced carbazole catalyst **7b'**, diazonium salt **I** undergoes Single Electron Transfer (SET) process to produce aryl radical **II**, nitrogen, *t*BuO⁻ and 4CzIPN (**7a**). The phenyl radical reacts with indazole **8a** in a homolytic aromatic substitution (HAS) reaction to generate intermediate **III**. On the other hand, the catalyst 4CzIPN (**7a**) is activated by the 7 W blue LED light and then oxidizes the intermediate **III** through SET. While completing the catalytic cycle, the reaction generates carbocation species **IV**. Based on the yield we obtained for 2*N* substituted indazole, we propose the resonance stabilization involved in the carbocation intermediate **IV** and **V** as shown in Scheme 4. Finally, the deprotonation of **V** with the help of *t*BuO⁻ produces the indazole **10a**.

Experimental

General procedure for the synthesis of 3-(4-bromophenyl)-2-phenyl-2*H*-indazole **10a**

Into a mixture of 0.6 mmol of **9a** and 1.2 mmol of **8a** in 1 ml of acetonitrile was added 10 mol% of catalyst **7a** and 1.2 equivalent of *t*BuONO at room temperature. The reaction mixture was then stirred at room temperature for 24 h. Then the reaction mixture was then quenched with dichloromethane and water. Organic layer was separated and dried using sodium sulphate and concentrated under reduced pressure. The residue was purified by column chromatography using hexane to afford the indazole compound **10a**.

Conclusions

In conclusion, 4CzIPN (**7a**) catalyst has been successfully involved in the metal-free photoarylation of 2*H* indazole derivatives with anilines. The reaction involves simple and mild operation conditions. The strategy employs anilines as arylating reagent which is safe and easy to handle than the diazonium salt which is involved in the reported procedure as source of arylation. The more sustainable energy of visible light mediated photoarylation using 4CzIPN produces the indazole derivatives in good to excellent yields.

Conflicts of interest

There are no conflicts to declare.

Acknowledgements

S. R. sincerely thanks DST-SERB, Government of India, New Delhi for financial support under DST INSPIRE Faculty Program

(Grant No. DST/INSPIRE/04-I/2017/000002). R. S. thanks SAS-TRA Deemed University, Thanjavur, India for the research fellowship.

Notes and references

- (a) S. G. Zhang, C. G. Liang and W. H. Zhang, *Molecules*, 2018, **23**, 2783; (b) I. Denya, S. F. Malan and J. Joubert, *Expert Opin. Ther. Pat.*, 2018, **28**, 441; (c) A. S. A. K. Chakraborty, N. Upmanyu and A. Singh, *Austin J. Anal. Pharm. Chem.*, 2016, **3**, 1076; (d) D. D. Gaikwad, A. D. Chapolikar, C. G. Devkate, K. D. Warad, A. P. Tayade, R. P. Pawar and A. J. Domb, *Eur. J. Med. Chem.*, 2015, **90**, 707; (e) Y. Jia, J. Zhang, J. Feng, F. Xu, H. Pan and W. Xu, *Chem. Biol. Drug Des.*, 2014, **83**, 306; (f) A. Schmidt, A. Beutler and B. Snovydyovych, *Eur. J. Org. Chem.*, 2008, **2008**, 4073; (g) A. Jennings and M. Tennant, *J. Chem. Inf. Model.*, 2007, **47**, 1829; (h) H. Cerecetto, A. Gerpe, M. Gonzalez, V. J. Aran and C. O. de Ocariz, *Mini-Rev. Med. Chem.*, 2005, **5**, 869.
- W. Han, J. C. Pelletier and C. N. Hodge, *Bioorg. Med. Chem. Lett.*, 1998, **8**, 3615.
- G. Picciola, F. Ravenna, G. Carenini, P. Gentili and M. Riva, *Farmaco, Ed. Sci.*, 1981, **36**, 1037.
- X. Li, S. Chu, V. A. Feher, M. Khalili, Z. Nie, S. Margosiak, V. Nikulin, J. Levin, K. G. Sprankle, M. E. Tedder, R. Almassy, K. Appelt and K. M. Yager, *J. Med. Chem.*, 2003, **46**, 5663.
- (a) P. G. Baraldi, G. Balboni, M. G. Pavani, G. Spalluto, M. A. Tabrizi, E. D. Clercq, J. Balzarini, T. Bando, H. Sugiyama and R. Romagnoli, *J. Med. Chem.*, 2001, **44**, 2536; (b) S. Qian, J. Cao, Y. Yan, M. Sun, H. Zhu, Y. Hu, Q. He and B. Yang, *Mol. Cell. Biochem.*, 2010, **345**, 13.
- C. K. Chung, P. G. Bulger, B. Kosjek, K. M. Belyk, N. Rivera, M. E. Scott, G. R. Humphrey, J. Limanto, D. C. Bachert and K. M. Emerson, *Org. Process Res. Dev.*, 2014, **18**, 215.
- (a) Y. Cheng, G. Li, Y. Liu, Y. Shi, G. Gao, D. Wu, J. Lan and J. You, *J. Am. Chem. Soc.*, 2016, **138**, 4730; (b) Y. Lian, R. G. Bergman, L. D. Lavis and J. A. Ellman, *J. Am. Chem. Soc.*, 2013, **135**, 7122; (c) M. De Angelis, F. Stossi, K. A. Carlson, B. S. Katzenellenbogen and J. A. Katzenellenbogen, *J. Med. Chem.*, 2005, **48**, 1132; (d) L. J. Huang, M. L. Shih, H. S. Chen, S. L. Pan, C. M. Teng, F. Y. Lee and S. C. Kuo, *Bioorg. Med. Chem.*, 2006, **14**, 528.
- W. Frank and S. Chutian, *PCT Int. Appl.*, WO 2014040373 A1 20140320, 2014.
- (a) F.-X. Felpin and S. Sengupta, *Chem. Soc. Rev.*, 2019, **48**, 1150; (b) A. Shamsabadi and V. Chudasama, *Org. Biomol. Chem.*, 2019, **17**, 2865.
- (a) S. A. Sadler, A. C. Hones, B. Roberts, D. Blakemore, T. B. Marder and P. G. Steel, *J. Org. Chem.*, 2015, **80**, 5308–5314; (b) F. Belkessam, M. Aidene, J. F. Soule and H. Doucet, *ChemCatChem*, 2017, **9**, 2239; (c) K. Hattori, K. Yamaguchi, J. Yamaguchi and K. Itami, *Tetrahedron*, 2012, **68**, 7605; (d) S. A. Ohnmacht, A. J. Culshaw and M. F. Greaney, *Org. Lett.*, 2010, **12**, 224; (e) K. C. C. Aganda, J. Kim and A. Lee, *Org. Biomol. Chem.*, 2019, **17**, 9698; (f)

- S. Vidyacharan, B. T. Ramanjaneyulu, S. Jang and D.-P. Kim, *ChemSusChem*, 2019, **12**, 2581; (g) K. Basu, M. Poirier and R. T. Ruck, *Org. Lett.*, 2016, **18**, 3218.
- 11 S. Ghosh, S. Mondal and A. Hajra, *Adv. Synth. Catal.*, 2020, **362**, 3768.
- 12 A. Dahiya, A. K. Sahoo, T. Alam and B. K. Patel, *Chem.–Asian J.*, 2019, **14**, 4454.
- 13 (a) M. K. Bogdos, E. Pinard and J. A. Murphy, *Beilstein J. Org. Chem.*, 2018, **14**, 2035; (b) S. G. E. Amos, M. Garreau, L. Buzzetti and J. Waser, *Beilstein J. Org. Chem.*, 2020, **16**, 1163.
- 14 L. Marzo, S. K. Pagire, O. Reiser and B. König, *Angew. Chem., Int. Ed.*, 2018, **57**, 10034.
- 15 T. Y. Shang, L. H. Lu, Z. Cao, Y. Liu, W. M. He and B. Yu, *Chem. Commun.*, 2019, **55**, 5408.
- 16 R. Saritha, S. B. Annes, S. Saravanan and S. Ramesh, *Org. Biomol. Chem.*, 2020, **18**, 2510.
- 17 (a) J. Luo and J. Zhang, *ACS Catal.*, 2016, **6**, 873–877; (b) K. Donabauer, M. Maity, A. L. Berger, G. S. Huff, S. Crespi and B. König, *Chem. Sci.*, 2019, **10**, 5162.