



CrossMark
click for updates

Cite this: *Chem. Sci.*, 2016, 7, 3914

Received 27th January 2016

Accepted 3rd March 2016

DOI: 10.1039/c6sc00419a

www.rsc.org/chemicalscience

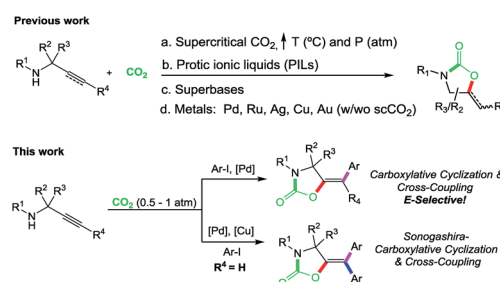
Palladium-catalyzed incorporation of atmospheric CO₂: efficient synthesis of functionalized oxazolidinones†

Patricia García-Domínguez, Lorenz Fehr, Giulia Rusconi and Cristina Nevado*

Methods to incorporate atmospheric CO₂ into organic molecules are on demand. Here we present two Pd-catalyzed multicomponent reactions that provide functionalized oxazolidinones from propargylamines, aryl halides and CO₂ as starting materials. These transformations, devoid of high CO₂ pressures, represent a streamlined stereocontrolled synthesis of previously inaccessible versions of these useful heterocycles in an atom-economic manner, as up to four new single bonds are formed in a single synthetic operation.

The large emissions of CO₂ to the atmosphere represent an ever-growing problem¹ that continues fostering the development of processes for capture and utilization (CCU)² of this inexpensive and non-toxic C1 source towards valuable compounds within the chemical community.³ Multi-component reactions have emerged in recent years as powerful synthetic tools to assemble molecular complexity from either commercial or easily accessible starting materials.⁴ Among the value-added compounds that can be produced from CO₂ activation and conversion, oxazolidinones are particularly appealing due to their broad application as chiral auxiliaries,⁵ intermediates in organic synthesis,⁶ as well as agrochemicals and antibacterial drugs.⁷ Strategies towards this attractive chemical blueprint employing simple starting materials combined with environmentally friendly CO₂ as a C1 source are thus highly desirable. Several reports dealing with CO₂ fixation by propargylamines or aminoalcohols to access these useful heterocycles have appeared during the last decade.⁸ Nevertheless, most of these methodologies involve harsh conditions including the use of supercritical CO₂ (scCO₂)⁹ or strong organic bases (super bases) at high temperatures and pressures of the gas.¹⁰ Very recently, milder protocols with protic ionic liquids and low CO₂ pressures have been reported.¹¹ π -Acid catalysts have also been employed for this purpose,^{12,13} with prevalence of coinage metals, as demonstrated by the seminal reports of Yamada and coworkers using silver¹⁴ and Ikariya's work employing gold(I) complexes.¹⁵ However, several limitations still hamper the broad synthetic applicability of these methods. The fact that

C–C bond formation reactions have been scarcely coupled to the carboxylation of propargylamines prevented the formation of tetrasubstituted olefins,¹⁶ whereas commonly obtained trisubstituted alkenes could only be accessed in *Z*-selective fashion. Furthermore, due to CO₂'s high thermodynamic and kinetic stability, substantial activation (temperature, pressure, strong agents) is still needed in most cases (Scheme 1, top). Inspired by the recognized flexibility of palladium catalysts, we have designed a one pot, 3-component carboxylation–cyclization–cross-coupling reaction to produce functionalized oxazolidinones out of simple building blocks (CO₂, propargylamines and aryl halides) under mild reaction conditions. Up to four new bonds can be formed in a single operation during the reaction of terminal propargylamines through an additional Sonogashira cross-coupling reaction in the presence of copper salts. Our protocol, utilizing CO₂ at atmospheric pressure furnishes, for the first time, tetrasubstituted 5-methylene-1,3-oxazolidin-2-ones in a stereocontrolled fashion. Moreover, the methodology described herein also allows the *E*-selective preparation of trisubstituted derivatives as well as modifications at the allylic position or at the N atom, thus encompassing different substitution patterns commonly found in oxazolidinone products (Scheme 1, bottom).



Scheme 1 Synthesis of oxazolidinones from propargylamines.

Department of Chemistry, University of Zürich, Winterthurerstrasse 180, CH-8057, Switzerland. E-mail: cristina.nevado@chem.uzh.ch

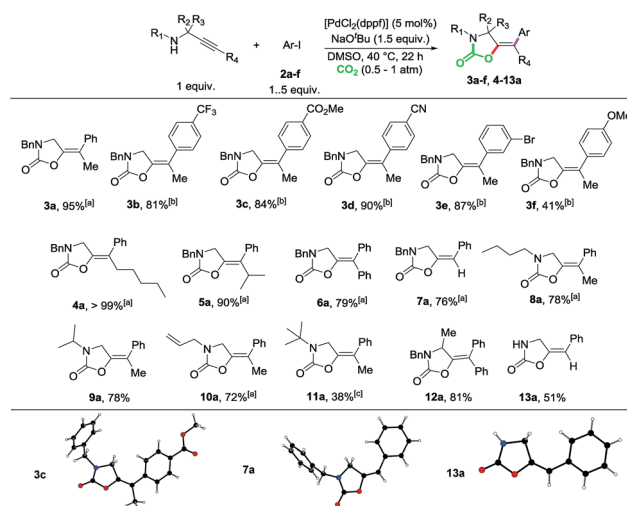
† Electronic supplementary information (ESI) available: Experimental procedures, characterization of new products and control experiments. CCDC 1439789, 1439720 and 1439788. For ESI and crystallographic data in CIF or other electronic format see DOI: 10.1039/c6sc00419a



Propargylamine **1** and iodobenzene (**2a**) were chosen as starting materials for the optimization of the reaction conditions. After a short preliminary screening,¹⁷ [PdCl₂(dppf)] and NaOtBu were identified as suitable catalyst and base respectively for the fine tuning of the reaction conditions. With a sustained atmospheric pressure of CO₂ at 40 °C, different solvents were tested. The reaction with THF produced the desired product **3a** in 34% yield after 22 hours (Table 1, entry 1). A longer reaction time resulted in a limited increase of product yield (Table 1, entry 2). Different solvents were also screened (Table 1, entries 3–4) out of which DMSO was selected for the subsequent optimization as it delivered **3a** in 89% yield (Table 1, entry 5). Decreasing the amount of base turned out to be beneficial (Table 1, entries 6–7). In contrast, a decrease in the reaction time or temperature resulted in lower yields (Table 1, entries 8–9). A compromise could be found when 1.5 equiv. of base were used, resulting in a 95% yield of **3a** after 22 hours (Table 1, entry 10). Remarkably, no trace of 6-*endo*-dig cyclization products could be detected in these transformations.

With the optimized reaction conditions in hand, we set out to explore the scope of this transformation (Scheme 2). The nature of the aryl iodide was explored first. Propargylamine **1**, reacted with aryl iodides bearing electron-withdrawing groups to give the corresponding oxazolidinones **3b–e** in excellent yields. Additional electron density in the aromatic ring appeared to be counterproductive given the reduced efficiency of the reaction to produce **3f**. Single crystals of compound **3c** allowed the unambiguous confirmation of the product structure and confirmed the *E* geometry of the exocyclic double bond.¹⁸

The reaction scope on the propargylamine substrates was explored next. Both alkyl (pentyl- and isopropyl-) as well as aryl-substituted alkynes were tolerated, delivering the corresponding



Scheme 2 Scope for the carboxylative cyclization and cross-coupling reaction of propargylamines and aryl iodides. Yields of isolated products after column chromatography on silica gel are given. ^aThe reaction was performed with 1.1 equiv. of base. ^bYields obtained using [Pd] 2.5 mol%. ^cThe reaction was run for 3 days.

cross coupling products **4–6a** in excellent yields. Terminal alkynes were also accommodated as demonstrated by the reaction to produce **7a** which could be isolated in 76% yield as a single isomer, as determined by X-ray diffraction analysis.¹⁸ Different substituents on the N-atom were also explored. While *N*-butyl, *N*-isopropyl and *N*-allyl propargylamines produced the corresponding oxazolidinones **8–10a** in good yields, the more sterically demanding *N*-*tert*-butyl substrate required longer reaction times for a productive outcome (**11a**). Substituents at the propargylic position were also well tolerated as demonstrated by the reaction to produce **12a**. Even commercially available propargylamine could be transformed into **13a** in 51% yield. The exquisite reaction stereocontrol could also be confirmed by X-ray diffraction analysis of this compound.¹⁸

Given the broad functional group tolerance observed in this carboxylative cyclization/cross-coupling reaction, we questioned whether an additional Csp–Csp² cross coupling reaction could be incorporated in these multicomponent transformations to introduce, *in situ*, a substituent on the terminal position of the propargylamine substrates. To this end, we set out to explore the reaction between *N*-benzyl propargylamine **14** and three equivalents of iodobenzene (**2a**) in the presence of an additional Cu-cocatalyst. The reaction required a re-optimization of the reaction conditions as summarized in Table 2.¹⁷ To our delight, the reaction in the presence of 10 mol% of CuI at 60 °C delivered the desired product **6a** in 37% yield, although substantial amounts of the direct carboxylative cyclization and cross-coupling reaction (**7a**) could also be observed in this transformation (Table 2, entry 1).

Different bases were explored (Table 2, entries 2–5) of which DABCO turned out to be the most suitable and cost-effective one providing **6a** in a remarkable 64% isolated yield (Table 2, entry 5). A comparable efficiency was displayed when the Cu catalyst load was reduced to 5 mol% and the amount of base was

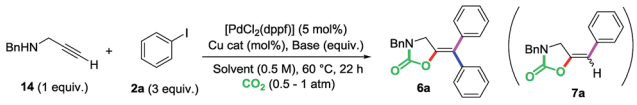
Table 1 Optimization of the reaction conditions for carboxylative cyclization and cross-coupling reaction of propargylamine **1** and iodobenzene **2a**^a

Entry	Solvent	NaOtBu (equiv.)	T [°C]	t [h]	Yield ^b [%]
1	THF	3	40	22	34
2	THF	3	40	44	47
3	DMF	3	40	44	57
4	DCE	3	40	44	Traces ^c
5	DMSO	3	40	44	89
6	DMSO	1.5	40	44	94
7	DMSO	1.1	40	44	97
8	DMSO	1.1	40	22	87
9	DMSO	1.1	r.t.	22	72
10	DMSO	1.5	40	22	95

^a The reactions were performed in a Schlenk tube directly connected to a bottle of CO₂. The pressure was fixed with a manometer. ^b Yields of isolated products after column chromatography on silica gel. ^c The same result was obtained when MeCN or MeNO₂ were used as solvents. [PdCl₂(dppf)] = dichloro[1,1'-bis-(diphenylphosphino)-ferrocene]palladium(II).



Table 2 Optimization of the reaction conditions for the Sonogashira-carboxylative cyclization and cross-coupling reaction of propargylamine **14** and iodobenzene **2a**^a



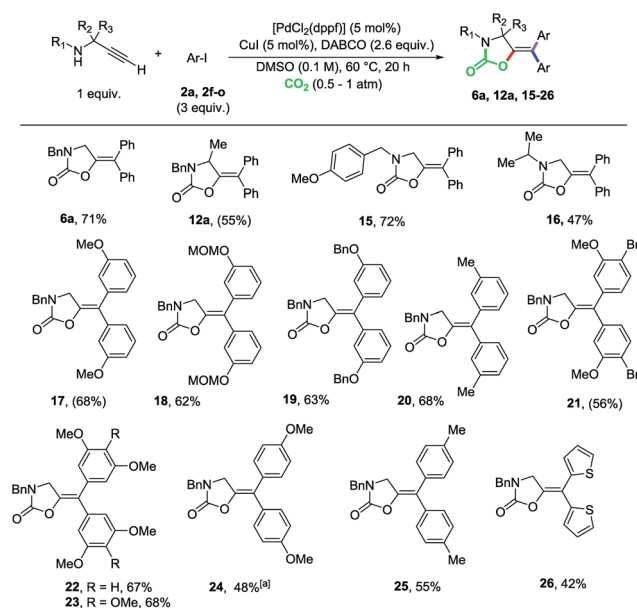
Entry	Solvent	Cu cat. (mol%)	Base (equiv.)	6a, yield ^b [%]
1	DMSO	CuI (10)	NaOtBu (3)	37 ^c
2	DMSO	CuI (10)	DBU (3)	—
3	DMSO	CuI (10)	Quinuclid. (3)	63
4	DMSO	CuI (10)	BEMP (3)	70 (65)
5	DMSO	CuI (10)	DABCO (3)	70 (64)
6	DMSO	CuI (5)	DABCO (2.6)	67 (65)
7	DMSO	CuTC (5)	DABCO (2.6)	68
8	DMSO	CuOAc (5)	DABCO (2.6)	70
9	DMSO	Cu-3-Me-salicyl (5)	DABCO (2.6)	72
10	DMSO	CuI (5)	DABCO (2.6)	73 (71) ^d

^a The reactions were performed in a Schlenk tube directly connected to a bottle of CO₂. The pressure was fixed with a manometer. ^b Yield determined by ¹H-NMR spectroscopy using 1,2-dibromoethane as the internal standard. In brackets, isolated yields after column chromatography on silica gel. ^c The by-product **7a** could be isolated in a significant amount. ^d Concentration = 0.1 M. DABCO = 1,4-diazabicyclo[2.2.2]octane. DBU = 1,8-diazabicyclo[5.4.0]undec-7-ene. BEMP = 2-*tert*-butylimino-2-diethylamino-1,3-dimethylperhydro-1,3,2-diazaphosphorine.

adjusted to 2.6 equivalents (Table 2, entry 6). Copper salts such as CuTC, CuOAc and Cu-3-methylsalicylate offered comparable performances (Table 2, entries 7–9). Final adjustment of concentration and reaction time afforded compound **6a** in 71% isolated yield providing the optimal reaction conditions for this transformation (Table 2, entry 10).

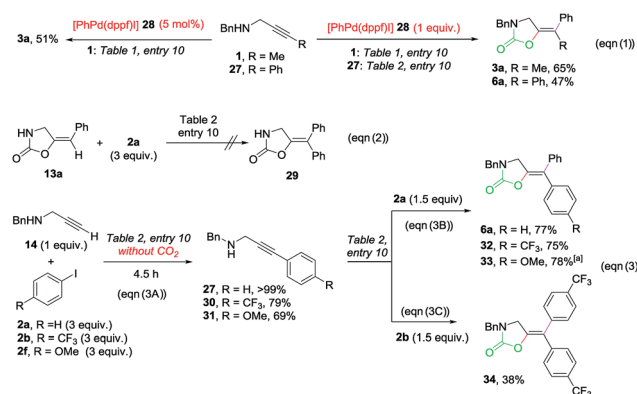
Next, we set out to explore the scope of this multicomponent reaction (Scheme 3). Propargylamine substrates modified at both the C-backbone and the N-protecting group were well tolerated as shown by the reactions to produce compounds **6a**, **12a**, **15** and **16**. Taking **14** as a benchmark propargyl amine, different aryl iodides were explored. *meta*-Substituted-OMe, -OMOM, -OBn and -Me substrates could be efficiently coupled as shown by compounds **17–20**. The reaction is highly chemoselective, as demonstrated by the reaction to produce **21**, in which the Csp²-Br bond did not participate in the cross-coupling process. Di- and trimethoxy as well as 4-OMe and 4-methyl substituted 1-iodobenzenes could also be efficiently incorporated as demonstrated by the competent reactions to produce oxazolidinones **22–25**. Heteroaromatic rings could also be incorporated, as shown by the reaction to obtain bis-thiophene derivative **26**.

Several control experiments were designed in order to interrogate the reaction mechanism (Scheme 4).¹⁷ The reaction of propargylamines **1** and **27** with one equivalent of [PhPd(dppf) I]¹⁹ (**28**) under the standard conditions produced the corresponding oxazolidinones **3a** and **6a** in good yields respectively



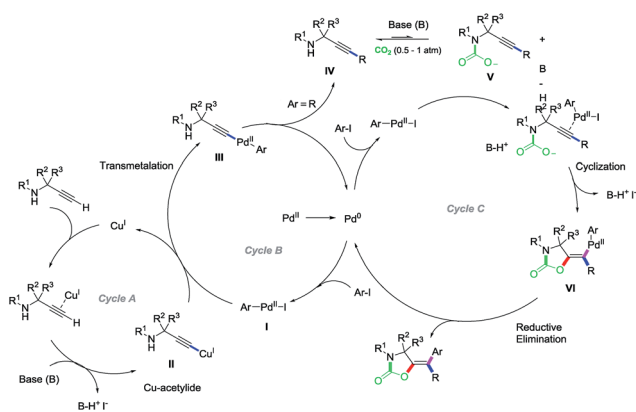
Scheme 3 Scope for the Sonogashira-carboxylative cyclization and cross-coupling reaction of propargylamines and aryl iodides. Isolated yields after column chromatography are given. In brackets, yields determined by ¹H-NMR spectroscopy using 1,2-dibromoethane as the internal standard. ^aThe reaction was performed with a 0.5 M concentration.

(eqn (1), right). When **1** reacted in the presence of a catalytic amount of **28**, a successful transformation into **3a** was also observed (eqn (1), left). As shown in eqn (2), disubstituted oxazolidinones such as **29** are not produced *via* Heck-reaction of monosubstituted ones. The reactions of *N*-benzyl propargylamine **14** with **2a**, 4-CF₃- (**2b**) and 4-OMe-1-iodobenzene (**2f**) under the standard conditions from Table 2, entry 10 in the absence of CO₂ delivered the corresponding substituted alkynes **27**, **30** and **31** in a >99%, 79% and 69% yield, respectively, which confirms the feasibility of a Sonogashira cross-coupling under the reaction conditions (eqn (3A)). The reactions of **27**, **30** and **31** with iodobenzene **2a** under the same conditions in the presence of CO₂ delivered the corresponding oxazolidinones **6a**,



Scheme 4 Control experiments. Isolated yields after column chromatography are given. ^aYield determined by ¹H-NMR spectroscopy using 1,2-dibromoethane as the internal standard.





Scheme 5 Mechanistic proposal.

32 and **33** in high yields (eqn (3B)). When **30** reacted with 4-CF₃-1-iodobenzene **2b**, symmetrically substituted oxazolidinone **34** could be isolated in 38% yield (eqn (3C)). With these experiments in hand, the following mechanistic proposal can be envisioned (Scheme 5).

In situ generated Pd(0)²⁰ undergoes oxidative addition with aryl iodide present in the reaction media to give [ArPd(dppf)I] (I) (Cycle B). In the case of terminal alkynes, and in the presence of a catalytic amount of copper, transmetalation of I with copper acetylide II (Cycle A) delivers Pd-alkynyl intermediate III, which upon reductive elimination produces substituted propargylamine IV, as experimentally confirmed by the results reported in eqn (3A). Amine IV reacts with the base and CO₂ to produce V^{2,10c,21} which reacts with additional I present in the reaction media to give, upon π -activation of the triple bond, vinyl palladium complex VI. Reductive elimination in VI delivers the observed oxazolidinone products (Cycle C). For starting materials with internal alkynes (Scheme 2), only *E* isomers were obtained as confirmed by the X-ray diffraction analysis of **3c**, **7a** and **13a**. Formation of I and its ability to catalyse the subsequent reaction steps is supported by experiments shown in eqn (1). The results collected in our control experiments provide evidence of the existence of a Csp–Csp² coupling prior to the carboxylative-cyclization and Csp²–Csp² cross-coupling, which indeed seems to be favourable with all kind of aryl iodides (neutral, electron-rich and electron-poor, eqn (3A)). In contrast, the cyclization process is sensitive to the electronic density on the active catalyst ([ArPd(dppf)I]), but not on the alkyne (carboxylative-cyclization & cross-coupling, eqn 3(B) and (C)). Together these results suggest that the cyclization process might be the responsible for the final outcome (yield) of this multicomponent reaction.

Conclusions

In summary, two Pd-catalyzed multicomponent reactions producing highly functionalized 5-methylene-1,3-oxazolidin-2-ones from propargylamines and aryl iodides under mild conditions have been developed. These transformations employ CO₂ at atmospheric pressure and provide a streamlined access

to previously inaccessible versions of these useful heterocycles in a stereoselective and atom-economic manner. Further applications of these methodologies are currently being explored and will be reported in due course.

Acknowledgements

The European Research Council (ERC Starting grant agreement no. 307948) and the Xunta de Galicia are acknowledged for financial support. We thank Dr Anthony Linden for the X-ray crystal structure determination of **3c**, **7a** and **13a**.

Notes and references

- 1 A. A. Lacis, G. A. Schmidt, D. Rind and R. A. Ruedy, *Science*, 2010, **330**, 356–359.
- 2 Z.-Z. Yang, L.-N. He, J. Gao, A.-H. Liu and B. Yu, *Energy Environ. Sci.*, 2012, **5**, 6602–6639.
- 3 (a) M. Aresta and A. Dibenedetto, *Dalton Trans.*, 2007, 2975–2992; (b) T. Sakakura, J.-C. Choi and H. Yasuda, *Chem. Rev.*, 2007, **107**, 2365–2387; (c) M. Aresta, A. Dibenedetto and A. Angelini, *Chem. Rev.*, 2014, **114**, 1709–1742; (d) C. S. Yeung and V.-M. Dong, *Top. Catal.*, 2014, **57**, 1342–1350.
- 4 (a) B. H. Rotstein, S. Zaretsky, V. Rai and A. K. Yudin, *Chem. Rev.*, 2014, **114**, 8323–8359; (b) A. Dömling, W. Wang and K. Wang, *Chem. Rev.*, 2012, **112**, 3083–3135.
- 5 (a) D. A. Evans, J. Bartroli and T. L. Shih, *J. Am. Chem. Soc.*, 1981, **103**, 2127–2129; (b) M. M. Heravi and V. Zadsirjan, *Tetrahedron: Asymmetry*, 2013, **24**, 1149–1188.
- 6 L. Aurelio, R. T. C. Brownlee and A. B. Hughes, *Chem. Rev.*, 2004, **104**, 5823–5846.
- 7 (a) T. A. Mukhtar and G. D. Wright, *Chem. Rev.*, 2005, **105**, 529–542; (b) T. Andreou, A. M. Costa, L. Esteban, L. González, G. Mas and J. Vilarrasa, *Org. Lett.*, 2005, **7**, 4083–4086; (c) M. R. Barbachyn and C. W. Ford, *Angew. Chem., Int. Ed.*, 2003, **42**, 2010–2023.
- 8 (a) Y. Takada, S. W. Foo, Y. Yamazaki and S. Saito, *RSC Adv.*, 2014, **4**, 50851–50857; (b) S. Fujita, H. Kanamaru, H. Senboku and M. Arai, *Int. J. Mol. Sci.*, 2006, **7**, 438–450; (c) Y. P. Patil, P. J. Tambade, S. R. Jagtap and B. M. Bhanage, *J. Mol. Catal. A: Chem.*, 2008, **289**, 14–21.
- 9 (a) Y. Kayaki, M. Yamamoto, T. Suzuki and T. Ikariya, *Green Chem.*, 2006, **8**, 1019–1021; (b) R. Maggi, C. Bertolotti, E. Orlandini, C. Oro, G. Sartori and M. Selva, *Tetrahedron Lett.*, 2007, **48**, 2131–2134.
- 10 (a) M. Costa, G. P. Chiusoli and M. Rizzardi, *Chem. Commun.*, 1996, 1699–1700; (b) M. Costa, G. Paolo Chiusoli, D. Taffurelli and G. Dalmonego, *J. Chem. Soc., Perkin Trans. 1*, 1998, 1541–1546; (c) R. Nicholls, S. Kauffhold and B. N. Nguyen, *Catal. Sci. Technol.*, 2014, **4**, 3458–3462; (d) M. Yoshida, T. Mizuguchi and K. Shishido, *Chem.–Eur. J.*, 2012, **18**, 15578–15581.
- 11 (a) J. Hu, J. Ma, Q. Zhu, Z. Zhang, C. Wu and B. Han, *Angew. Chem., Int. Ed.*, 2015, **54**, 5399–5403; (b) M.-Y. Wang, Q.-W. Song, R. Ma, J.-N. Xie and L.-N. He, *Green Chem.*, 2016, **18**, 282–287.



- 12 T.-A. Mitsudo, Y. Hori, Y. Yamakawa and Y. Watanabe, *Tetrahedron Lett.*, 1987, **28**, 4417–4418.
- 13 (a) A. Bacchi, A. P. Chiusoli, M. Costa, B. Gabriele, C. Righi and G. Salerno, *Chem. Commun.*, 1997, 1209–1210; (b) L. B. Wolf, K. C. M. F. Tjen, H. T. ten Brink, R. H. Blaauw, H. Hiemstra, H. E. Schoemaker and F. P. J. T. Rutjes, *Adv. Synth. Catal.*, 2002, **344**, 70–83.
- 14 (a) S. Kikuchi, S. Yoshida, Y. Sugawara, W. Yamada, H.-M. Cheng, K. Fukui, K. Sekine, I. Iwakura, T. Ikeno and T. Yamada, *Bull. Chem. Soc. Jpn.*, 2011, **84**, 698–717; (b) T. Ishida, S. Kikuchi, T. Tsubo and T. Yamada, *Org. Lett.*, 2013, **15**, 848–851.
- 15 S. Hase, Y. Kayaki and T. Ikariya, *Organometallics*, 2013, **32**, 5285–5288.
- 16 A tandem reaction to afford cyclic carbonates using allyl chlorides has been developed: (a) K. Iritani, N. Yanagihara and K. Utimoto, *J. Org. Chem.*, 1986, **51**, 5499–5501; (b) Y. Inoue, K. Ohuchi, I. F. Yen and S. Imaizumi, *Bull. Chem. Soc. Jpn.*, 1989, **62**, 3518–3522; also with aryl iodides: (c) Y. Inoue, Y. Itoh, I.-F. Yen and S. Imaizumi, *J. Mol. Catal.*, 1990, **60**, L1–L3, although the severe reaction conditions and low yields for a reduced substrate scope precluded the further impact and application of this method.
- 17 For experimental procedures, characterization of new products and additional control experiments, please, see ESI.†
- 18 Crystallographic data for **3c** (CCDC 1439789†), **7a** (CCDC 1439720†) and **13a** (CCDC 1439788†).
- 19 T. L. Andersen, S. D. Friis, H. Audrain, P. Nordeman, G. Antoni and T. Skrydstrup, *J. Am. Chem. Soc.*, 2015, **137**, 1548–1555.
- 20 B. Das, P. Kundu and C. Chowdhury, *Org. Biomol. Chem.*, 2014, **12**, 741–748 and ref. 13a.
- 21 D. B. Dell'Amico, F. Calderazzo, L. Labella, F. Marchetti and G. Pampaloni, *Chem. Rev.*, 2003, **103**, 3857–3898.

