

RESEARCH ARTICLE

Open Access



Diagnostic and treatment barriers to persistent somatic symptoms in primary care – representative survey with physicians

Marco Lehmann^{1*}, Nadine Janis Pohontsch², Thomas Zimmermann², Martin Scherer² and Bernd Löwe¹

Abstract

Background: Many patients consult their primary care physician with persistent somatic symptoms such as pain or sickness. Quite often these consultations and further diagnostic measures yield no medical explanation for the symptoms – patients and physicians are left in uncertainty. In fact, diagnostic and treatment barriers in primary care hinder timely health-care provision for patients suffering from persistent somatic symptoms (PSS). The significance of individual barriers is still unknown. We compare and quantify these barriers from the perspective of primary care physicians and identify subpopulations of primary care physicians who experience particular barriers as most severe.

Methods: We mailed a questionnaire to primary care physicians (PCP) in Germany and asked them which barriers they consider most important. We invited a random sample of 12,004 primary care physicians in eight federal states in Germany. Physicians provided anonymous mailed or online responses. We also mailed a postcard to announce the survey and a mail reminder. Main measures were Likert rating scales of items relating to barriers in the diagnosis and treatment of PSS in primary care. Information on demography and medical practice were also collected.

Results: We analyzed 1719 data sets from 1829 respondents. PCPs showed strongest agreement with statements regarding (1.) their lack of knowledge about treatment guidelines, (2.) their perceptions that patients with PSS would expect symptom relief, (3.) their concern to overlook physical disease in these patients, and (4.) their usage of psychotropic drugs with these patients. More experienced PCPs were better able to cope with the possibility of overlooking physical disease than those less experienced.

Conclusions: The PCPs in our survey answered that the obligation to rule out severe physical disease and the demand to relieve patients from symptoms belong to the most severe barriers for adequate treatment and diagnosis. Moreover, many physicians admitted to not knowing the appropriate treatment guidelines for these patients. Based on our results, raising awareness of guidelines and improving knowledge about the management of persistent somatic symptoms appear to be promising approaches for overcoming the barriers to diagnosis and treatment of persistent somatic symptoms in primary care.

Trial registration: German Clinical Trials Register (Deutschen Register Klinischer Studien, DRKS)

https://www.drks.de/drks_web/setLocale_EN.do

The date the study was registered: October 2nd 2017

*Correspondence: ma.lehmann@uke.de

¹Clinic and Outpatients Clinic for Psychosomatic Medicine and Psychotherapy, University Medical Center Hamburg-Eppendorf, Martinistr. 52, 20246 Hamburg, Germany

Full list of author information is available at the end of the article



© The Author(s) 2021. **Open Access** This article is licensed under a Creative Commons Attribution 4.0 International License, which permits use, sharing, adaptation, distribution and reproduction in any medium or format, as long as you give appropriate credit to the original author(s) and the source, provide a link to the Creative Commons licence, and indicate if changes were made. The images or other third party material in this article are included in the article's Creative Commons licence, unless indicated otherwise in a credit line to the material. If material is not included in the article's Creative Commons licence and your intended use is not permitted by statutory regulation or exceeds the permitted use, you will need to obtain permission directly from the copyright holder. To view a copy of this licence, visit <http://creativecommons.org/licenses/by/4.0/>. The Creative Commons Public Domain Dedication waiver (<http://creativecommons.org/publicdomain/zero/1.0/>) applies to the data made available in this article, unless otherwise stated in a credit line to the data.

The date the first participant was enrolled: February 9th 2018

DRKS-ID: DRKS00012942

Keywords: Persistent somatic symptoms, Medically unexplained symptoms, Consultation, Doctor-patient relationship, Primary care, Survey

Key messages

- PCPs face patient expectations for relief from persistent somatic symptoms
- PCPs admit lack of guideline knowledge of somatoform and functional disorders
- PCPs worry about overlooking physical disease in somatoform patients

Background

Despite the high prevalence of persistent somatic symptoms (PSS) in the general population and primary care [1, 2], the health-care system offers inadequate help for afflicted patients [3]. Symptoms causing severe impairment have a point prevalence of 22.1% in the general population [1]; in primary care, more than 60% of patients show at least one medically unexplained symptom [2]. *Persistent somatic symptoms* is used today as an umbrella term to describe subjectively distressing somatic complaints irrespective of their etiology, and therefore includes symptoms caused by clear medical pathophysiology, medically unexplained symptoms (MUS), and functional symptoms. Patients with MUS show high symptom burden and costly health-care utilization [4, 5]. Employees with high somatic symptom severity have comparably longer durations of sick leave [6]. Available evidence suggests that primary care physicians (PCPs) sometimes perceive patients with PSS or MUS as a burden [7]. In a Danish study, PCPs reported experiencing almost one third of consultations with patients showing multiple somatic symptoms as burdensome [7].

Reviewing the clinical picture as it presents in primary care consultations, the high strain on patients and PCPs becomes clear. About 40% of patients with medically unexplained symptoms show signs of anxiety, depression, or abridged somatization disorder [8]. Further, Barsky and Borus [9] describe that patients with functional symptoms believe to be seriously ill and present their situation as catastrophic. To this end, patients with somatization disorder are often inclined to undergo physical examination or even surgery despite the medical inexplicability of their symptoms [10]. Furthermore, afflicted patients request explanations for their symptoms from their PCPs. Although there is a multitude of

bio-psycho-social explanatory models available for primary care consultation [11], some patients persistently assume a missed severe physical disease could explain their symptoms [12]. The reassuring effect of negative diagnostic results is usually only short-term [13], therefore patients demand frequent and expensive diagnostic procedures [14]. Despite this, symptoms can switch back and forth between medical explicability and inexplicability [15]. In this configuration it is not surprising that Herzog and colleagues found a substantial duration of untreated illness (mean 25.2 years) in 139 patients fulfilling life-time diagnosis of a somatoform disorder, 68% per cent of them reporting persistent pain disorder [3].

Results of a systematic review recently conducted by our team indicate that several barriers impede successful diagnosis, treatment, and management of functional or somatoform disorders in primary care [16]. The barriers emanate from the patient, the PCP, and their interaction, the health-care system, and the concept of somatoform disorder. PCP related barriers further subdivide into communication and consultation behavior, predominance of a biomedical disease model, attitudes towards patients, perception of patient wishes and expectations, knowledge about somatoform and related disorders, and lack of confidence [16]. However, it is unknown which barriers hinder adequate diagnosis and treatment most. We do not know their impact in primary care practice. Knowledge about the strongest barriers could allow for improvements to the health-care system and presumably enable earlier treatment for patients.

Methods

We investigated a representative sample of PCPs to obtain their views regarding the clinically most important barriers. Our research questions were: (1.) What are the most severe barriers for PCPs in the diagnosis and treatment of patients with PSS? (2.) Which characteristics of the PCP or of primary care practice are associated with these barriers?

A cross-sectional representative anonymous survey was administered with PCPs in eight federal states of Germany from February 9th to May 15th, 2018. The survey was registered October 2nd, 2017 at the German Clinical Trials Register (DRKS00012942), a primary World Health Organization (WHO) register meeting the requirements of the International Committee of Medical Journal

Editors (ICMJE). We obtained ethical approval from the Ethics Committee of the Hamburg Medical Association, Germany, on April 7th, 2015 (approval number PV4763). The survey description complies with the Strengthening the Reporting of Observational Studies in Epidemiology (STROBE) checklist for cross-sectional studies (Version 4, 2007).

Participants

PCPs were randomly sampled ($n = 12,004$). The sampling frame consisted of $N = 15,389$ PCPs, which is the total number of working PCPs from the German federal states of Schleswig–Holstein, Hamburg, North Rhine, Saarland, Brandenburg, Saxony, Mecklenburg-Vorpommern, and Thuringia. The sampling frame and contact information of the PCPs was publicly accessible through registries of associations of statutory health insurance physicians. We sampled proportionally to the total number of primary care physicians working in the respective federal states. The time coverage of the sampling frame was April 2016 to January 2017. PCPs were eligible to participate if they worked as a physician in primary care. We invited both employed and self-employed PCPs. Participation was completely voluntary and anonymous. To comply with common research practice in Germany, we offered no incentive.

Survey

The survey comprised questions about how strongly the six PCP-related barriers [16] apply in primary care: (1.) attitudes and knowledge of somatoform type problems, (2.) attitude towards patients, (3.) predominance of a biomedical disease model, (4.) perceptions of patient beliefs, wishes and expectations, (5.) communication and consultation behavior, and (6.) lack of confidence. To each of these barrier categories, we allocated three or four items, respectively ([supplementary material](#)), totaling at 21 items. These barrier-related items originated from our focus group study [17] and interviews with PCPs and patients with PSS regarding barriers to their diagnosis [18]. Furthermore, three items covering symptom-focused management, the ability to avoid stigmatizing comments, and bio-psycho-social diagnostics were geared to the guideline for functional bodily complaints by the Association of the Scientific Medical Societies in Germany [19]. This guideline comprises practical advice for the diagnosis and therapy of functional bodily symptoms (including persistent somatic symptoms). It originates from the cooperation of more than thirty professional societies and a systematic literature review of more than 3500 articles. Finally, we adapted one item from an earlier survey [20] about whether PCPs would enjoy working with patients with medically unexplained

symptoms. All items were discussed and their wording was tightened by the study team. They were then passed on to six researchers with degrees in psychology involved in empirical psychosomatic research and psychometrics to review their wording and ensure their suitability for a scientific survey. The items were further passed on to five PCPs to check their comprehensibility for PCPs and relevance for clinical practice. In the survey, the items were presented as Likert rating scales with six response options ranging from 1: does not apply to 6: applies completely. We included another 21 items regarding personal characteristics of the PCP and their practice. Personal characteristics were gender, age, medical specialty, additional qualification, and years of clinical practice. Practice characteristics distinguished between own practice and practice collaboration, practice location in an urban or a more rural region, and the average number of patients treated in three months.

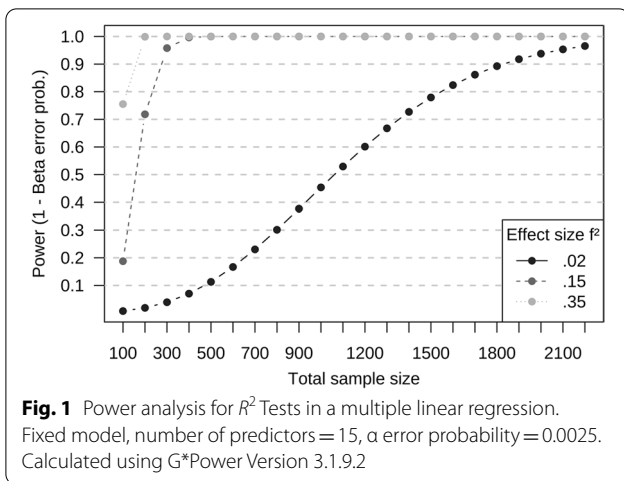
Data acquisition

PCPs were invited by mail to participate. They received a post card announcement and two consecutive mailings of the survey package. Data acquisition commenced February 9th, 2018 with the announcement one week prior the first mailing of the survey, with the second mailing following two weeks later. Data collection was closed on May 15th, 2018. There was also an option for online participation. The invitation to participate consisted of a data safety statement, assurance of anonymous data analysis, and statement that participation was completely voluntary. Informed consent was presumed with the return of completed response forms.

Statistical analysis

Non-responders and responders were compared regarding gender and medical specialty in the analysis of demographics. Furthermore, the distribution of responders regarding gender, medical specialty, and practice characteristics was compared with official statistics of the population of primary care physicians [21–23]. Next, the mean values of all 21 barrier items were calculated with 95% confidence intervals. Items which show high agreement on average were analyzed further in multiple linear regressions. These regressions tested R^2 as the strength of association between single barrier items (i. e., items with the highest means) and characteristics of the person and the practice as predictors. Qualitative predictors were dummy coded using one reference category, respectively. Multicollinearity between predictors was checked using variance inflation factor.

Sample size was planned for linear regression for 20 F-tests of the R-squared coefficient (Bonferroni adjusted $\alpha = 0.05 / 20 = 0.0025$, 15 predictors). We



used effect size specifications f^2 corresponding with Cohen [24]: “small” 0.02, “medium” 0.15, and “large” 0.35. Figure 1 displays the achieved power given a wide range of possible sample sizes and given the different effect sizes. For medium and large effect sizes, power reaches levels beyond 0.90 with less than 300 participants. For small effect sizes, power reaches 0.80 with slightly less than 1600.

Results

From our sample of 12,004 PCPs, we obtained responses from a total of 1829 PCPs (15.2%) (Fig. 2). Among the reasons given for non-participation were retirement, death of the PCP, comments that the survey method was inappropriate, and non-specified reasons. Non-participation was not related to the topic of persistent somatic symptoms. Of the 1829 responses, 110 were incomplete or portended double participation. These were omitted from the analysis; as a result, 1719 cases were included.

The distributions of gender and medical specialty of the responders differed from the respective distributions in the sample and the official statistics (Table 1). That is, more women than expected participated. The distribution of medical specialty of the responders only followed the same rank order as found in the sample and in the official statistics. The distribution of practice setting closely followed the distribution in the official statistics. For the number of patients treated per quarter, again, the rank order of the responder distribution followed the order found in the official statistics.

Figure 3 shows unconditional means and 95% confidence intervals for the 21 items we subsumed under the six PCP related barriers. For a consistent display, we reversed six items as indicated so that for all items, higher rating reflects a stronger barrier. Most of the

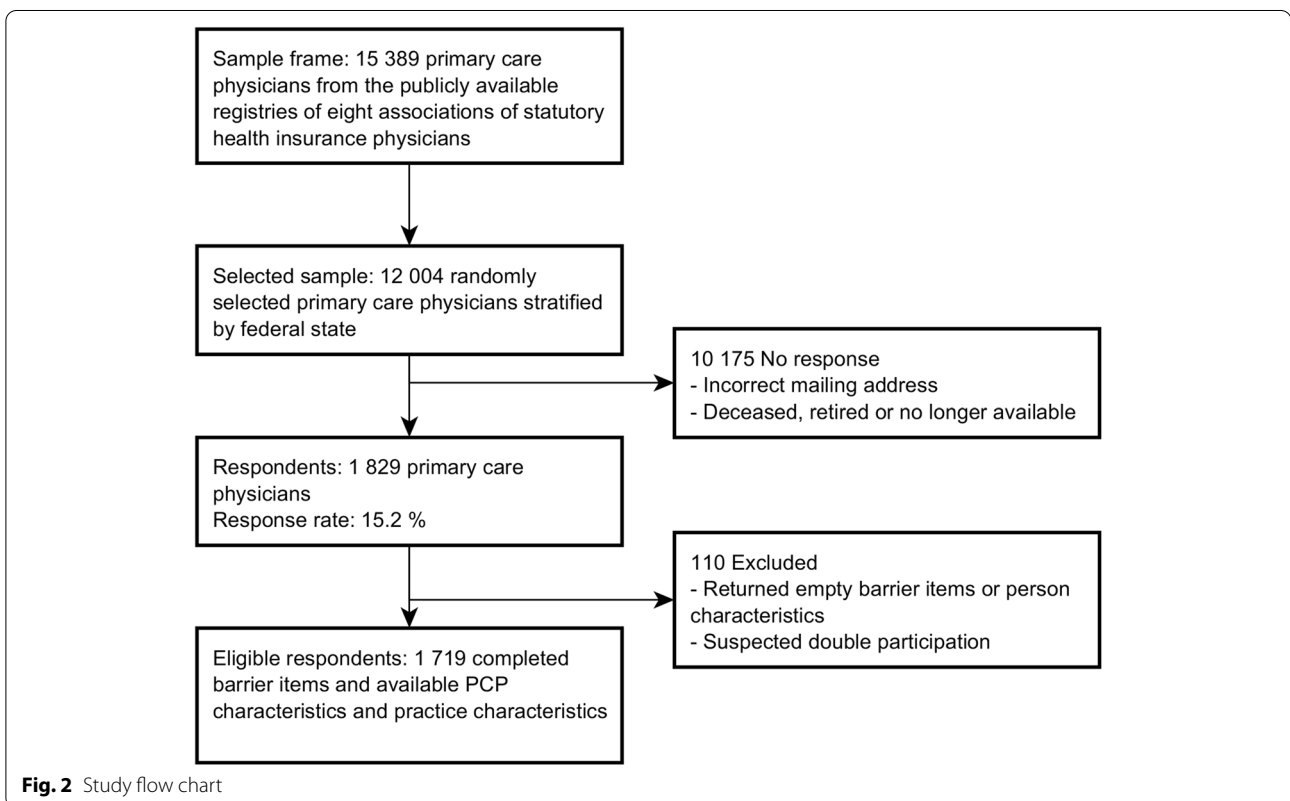


Table 1 Personal and practice characteristics of the participating German primary care physicians, $n = 1719$

	Level	Responder	Sample	Official statistics
n		1 719	12 004	54 741 ^a
Gender (%)	male	755 (44.6)	6 063 (50.5)	30 201 (55.2) ^a
	female	936 (55.4)	5 940 (49.5)	24 540 (44.8) ^a
Medical specialty (%) ^d	General medicine	1 134 (67.4)	6 960 (58.0)	34 751 (62.0) ^a
	Internal medicine	429 (25.5)	3 543 (29.5)	15 417 (27.5) ^a
	Other or none	77 (4.6)	1 501 (12.5)	4 852 (8.7) ^a
	General and internal medicine	42 (2.5)	-	1 047 (1.9) ^b
Years of experience as PCP (%)	0–10 years	454 (27.4)	-	
	11–20 years	540 (32.5)	-	
	21–30 years	454 (27.4)	-	
	> 30 years	211 (12.7)	-	
Practice setting (%)	Own practice	836 (50.1)	-	26 823 (49.0) ^c
	Collaborative practice	834 (49.9)	-	27 918 (51.0) ^c
Number of patients (%)	less than 500	53 (3.2)	-	1 642 (3.0) ^c
	500–1000	654 (39.7)	-	11 879 (21.7) ^c
	more than 1000	942 (57.2)	-	37 224 (68.0) ^c
Practice region (%)	Rural (max. 4 999 Inh.)	321 (19.6)	-	
	Small town (5 000 to 19 999 Inh.)	369 (22.5)	-	
	Medium town (20 000 to 99 999 Inh.)	351 (21.4)	-	
	Large town (above 100 000 Inh.)	599 (36.5)	-	
Additional qualification (%)	Psychotherapy	98 (5.7)	-	
	Basic psychosomatic care	1 163 (67.7)	-	
	other or none	458 (26.6)	-	
Weekly proportion of patients with somatoform disorders (%)	0–10%	711 (51.4)	-	
	11–20%	342 (24.7)	-	
	21–30%	208 (15.0)	-	
	> 30%	123 (8.9)	-	

^aNational Association of Statutory Health Insurance Physicians [21]

^bGerman Medical Association [22],

^cINFAS & National Association of Statutory Health Insurance Physicians [23]

^dThe sum of figures in medical specialty of official statistics (56 067) is slightly higher than the count for all PCPs (54 741), because the source gave counts for physicians according to their title “general medicine” and “others or none”. However, some of those are not working as PCPs, but as specialists

employed items score in the left part of the scale indicating disagreement and, due to the large sample size, show narrow confidence limits. However, the bars of four items indicated in a different color cross the middle line of the scale, indicating agreement. The PCPs most strongly agreed with how they perceive the patients, in that patients with persistent somatic symptoms expect PCPs to relieve their symptoms. In the item showing the next highest agreement, PCPs admitted a lack of knowledge relating to somatoform type complaints due to unawareness of the pertinent guidelines for the management of non-specific, functional and somatoform disorders. Rank three and four of the items with highest agreement pertain to the barrier of a predominantly biomedical disease model. That is, the PCPs reported to be apprehensive

of overlooking physical disease and expressed the belief that treatment with psychotropic drugs would be useful in patients with PSS. In contrast to the items with high agreement, there were also items which were not evaluated as problematic by the PCPs. To this end, PCPs indicated their ability to avoid stigmatizing comments with patients, that they would not use placebo treatment with patients, that they are aware psychotherapy is useful for patients with PSS, and that they are confident in treating these patients.

The multiple regression analysis aimed to use the characteristics of the PCP and her or his practice to explain the variance of the barrier items with the highest agreement. The items were the use of psychotropic drugs, the concern to overlook physical disease, the perception that

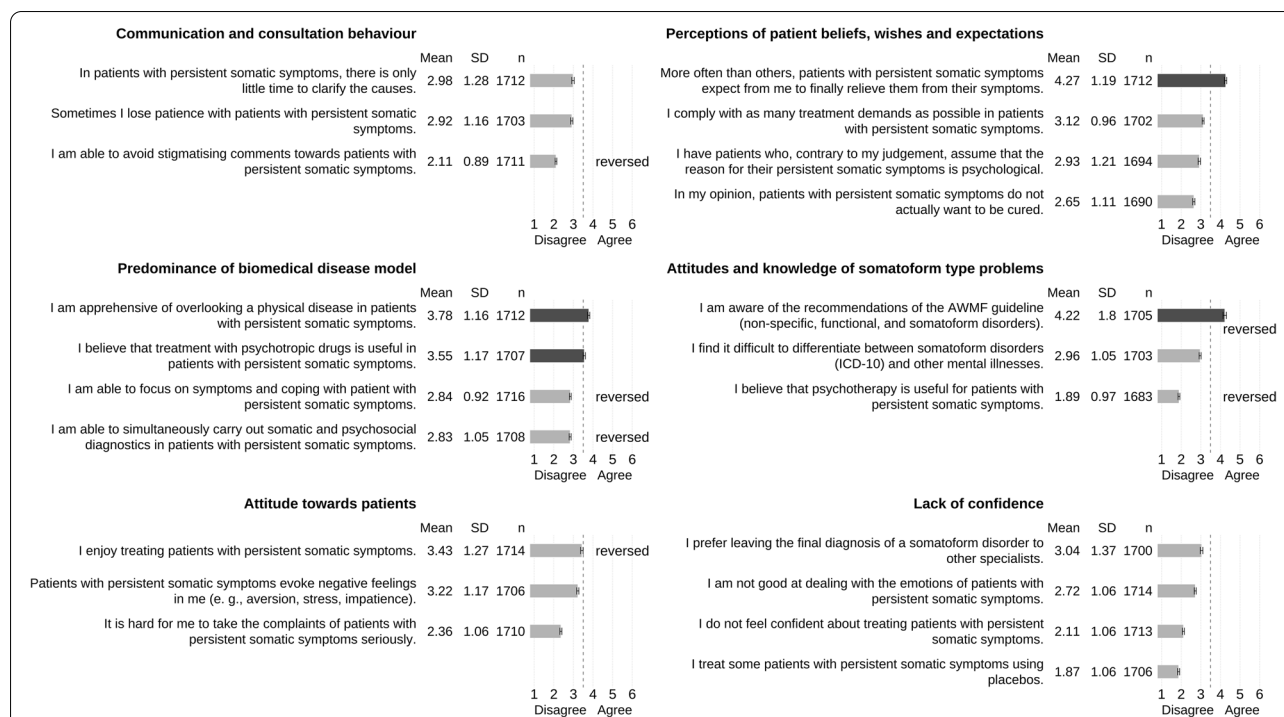


Fig. 3 Barriers for Primary Care Physicians in diagnostic and treatment of persistent somatic symptoms, $n = 1719$. Items are grouped by categories according to Murray and colleagues [16]. For six items, the agree-disagree dimension is reversed as indicated

patients expect symptom relief, and the lack of guideline knowledge. These items were used as regression criteria (Table 2). Predictors were characteristics of the person (i.e., years of experience as PCP and gender) and characteristics of the practice (i.e., practice setting, number of patients, and practice region). The generalized variance inflation factor for all predictors was at maximum $VIF = 1.09$. We assessed that multicollinearity was not an issue in this data set.

Regarding the multiple regression coefficient R-squared, only the concern to overlook physical disease was significant at the adjusted alpha level of $\alpha = 0.0025$ and with an explained variance of 2%. Inspection of the comprised coefficients for single predictors showed that PCPs with more years of experience were less concerned to overlook physical disease, as compared to PCPs with 0–10 years of experience. The lack of guideline knowledge only reached significance if alpha adjustment was not considered. The strongest single predictor for this criterion was gender: being female was associated with better guideline knowledge. Apart from the regression, the bivariate association between guideline knowledge and gender yielded the same result that females had better knowledge of guidelines than males ($M_{\text{female}} = 4.08$, $M_{\text{male}} = 4.39$, $t = 3.6$, $df = 1618$, $p < 0.0004$). Replication of the regression calculations with imputed predictor

variables yielded the same pattern of R-squared and regression coefficients.

Conclusions

Our results identified the most relevant barriers for the diagnosis and treatment of patients with PSS in primary care. The survey items showing the highest agreement exemplify these barriers: (1.) The PCPs perceived patients’ expectations that they would remedy the PSS. (2.) They also recognized a lack of knowledge about the pertinent diagnostic and treatment guideline about somatoform and functional disorders. (3.) They were worried of overlooking physical disease and (4.) they appraised psychotropic drugs as useful for PSS treatment. The PCPs agreed least with (1.) the disregard of psychotherapy as helpful, (2.) the use of stigmatizing comments in consultation, (3.) the use of placebo treatment with patients, and (4.) the lack of confidence for the treatment of patients with PSS. The four items with the highest agreement were associated with only few characteristics of the PCP or his or her practice, as our regression analysis showed. Evidently, PCPs with less than 10 years of experience in general practice were more concerned about overlooking physical disease than more experienced PCPs. Lack of guideline knowledge was associated with male gender. Interestingly, notwithstanding our

Table 2 Multiple linear regression of diagnostic and treatment outcomes on PCP and practice characteristics

	Outcome			
	Use of psychotropic drugs	Concern to overlook physical disease	Relief from symptom burden	Lack of guideline knowledge
	B (CI 95%)	B (CI 95%)	B (CI 95%)	B (CI 95%)
Years of experience as PCP				
11–20	0.06 (-0.09, 0.22)	-0.27*** (-0.42, -0.12)	0.03 (-0.13, 0.19)	0.13 (-0.10, 0.37)
21–30	-0.02 (-0.18, 0.14)	-0.25** (-0.41, -0.09)	-0.06 (-0.23, 0.10)	0.21 (-0.04, 0.46)
> 30	0.08 (-0.12, 0.28)	-0.44*** (-0.64, -0.24)	-0.05 (-0.25, 0.16)	0.001 (-0.31, 0.32)
Gender female	0.05 (-0.07, 0.17)	0.04 (-0.08, 0.16)	-0.04 (-0.16, 0.09)	-0.30*** (-0.49, -0.12)
Collaborative practice	0.06 (-0.07, 0.18)	-0.01 (-0.13, 0.11)	0.07 (-0.06, 0.19)	0.06 (-0.13, 0.25)
Practice region				
Small town (5 000–19 999 Inh.)	-0.12 (-0.30, 0.06)	-0.13 (-0.31, 0.05)	0.02 (-0.17, 0.21)	-0.11 (-0.39, 0.17)
Medium town (20 000–99 999 Inh.)	0.02 (-0.16, 0.20)	-0.09 (-0.27, 0.09)	0.06 (-0.12, 0.25)	0.08 (-0.21, 0.37)
Large town (> 100 000 Inh.)	0.02 (-0.15, 0.19)	-0.19* (-0.36, -0.03)	-0.04 (-0.21, 0.13)	-0.09 (-0.35, 0.17)
Number of patients				
500–1000	-0.02 (-0.38, 0.34)	-0.24 (-0.60, 0.11)	0.07 (-0.30, 0.44)	0.26 (-0.30, 0.82)
1001–1500	0.14 (-0.22, 0.50)	-0.15 (-0.51, 0.21)	0.15 (-0.22, 0.52)	0.31 (-0.25, 0.87)
> 1500	0.29 (-0.09, 0.66)	-0.32 (-0.69, 0.05)	0.07 (-0.32, 0.45)	0.02 (-0.57, 0.60)
Constant	3.38*** (2.99, 3.78)	4.29*** (3.90, 4.69)	4.18*** (3.77, 4.59)	4.08*** (3.47, 4.70)
Observations	1,492	1,494	1,497	1,489
R ²	0.01	0.02	0.004	0.01
Adjusted R ²	0.01	0.02	-0.003	0.01
Residual Std. Error	1.15 (df = 1480)	1.14 (df = 1482)	1.19 (df = 1485)	1.80 (df = 1477)
F Statistic	1.73 (df = 11; 1480)	3.42*** (df = 11; 1482)	0.58 (df = 11; 1485)	1.99* (df = 11; 1477)

Note: * $p < 0.05$; ** $p < 0.005$; *** $p < 0.0025$ (Bonferroni adjusted alpha level for 20 statistical tests)

large sample size, no other regression coefficients showed statistical significance.

This pattern of results, that is, the four items with the highest agreement and their lack of associations with personal or practice characteristics, may suggest that diagnostic and treatment barriers for patients with PSS apply irrespective thereof. According to our data, the concern to overlook physical disease [25] and the patient expectation of symptom relief are the two demands that PCPs face. Furthermore, many patients with PSS request explanations for symptoms which have no satisfactory bio-medical explanation [26]. Trying medication may seem reasonable and PCPs often prescribe medicine in response to the patients' symptom elaboration [27]. However, there is scarce evidence that pharmacological intervention improves medically unexplained symptoms [28], which are characteristic of many patients with PSS. Furthermore, our focus groups with PCPs suggest that the obligation to rule out physical disease is so strong that it cannot be bypassed with short-term reassurance or medication [29]. Simultaneously, patients with PSS often express hints of psychosocial symptom burden

[30]. This burden is often not acknowledged by PCPs [31], although it may also figure in a tenable explanation of the symptoms. Nevertheless, whether or not psychosocial burden is present, overlooking physical disease in a patient with PSS is still possible, explaining the PCPs' ambivalence regarding a possible medical diagnosis [32]. Moreover, the decision whether medically explicable or not is never conclusive and can be swayed in both directions with further diagnostics [15]. The situation with patients with PSS in primary care described above lets us understand the negative emotions that many PCPs bring to the management of these patients [33] and, possibly, why PCPs prescribe psychotropic drugs to them [27].

One of the essentials of guideline oriented management of functional disorders is to take the patients' hints of psycho-social burden in the consultation more seriously [34], perhaps even if they are unwilling to openly reveal them [35]. For example, the BATHE procedure provides specific guidance for PCPs to consider stress and affect in their consultations [36] and the 4DSQ can be particularly useful to identify somatization associated with PSS [37]. Furthermore, in comparison with the former somatoform

disorder, the diagnostic innovations of somatic symptom disorder (Diagnostic and Statistical Manual of Mental Disorders 5, DSM-5) and bodily distress disorder (International Statistical Classification of Diseases and Related Health Problems 11, ICD-11) may promote stronger consideration of psycho-social burden in primary care. For example, the B-criteria of somatic symptom disorder ask for excessive symptom-related concern, anxiety, and behavior. So, in order to assign the diagnosis, the clinician must assess these psychological symptoms, irrespective of whether the physical symptoms are medically explained or not, or use a screening instrument like the SSD-12 to do so [38–40]. In fact, medically explained and unexplained symptoms both entail subjective impairment and change in lifestyle [15]. PCPs might be quite open-minded to these diagnostic innovations, as our focus group study suggests [29], therefore primary care consultation could address these issues with the help of appropriate management and psychological treatment strategies. Admission of a lack of guideline knowledge, as evident in our data, and the willingness to learn about how to identify medically unexplained symptoms [41] are steps in the right direction. To embrace the bio-psycho-social model suggested by George L. Engel [42] would further benefit patients with PSS, as Rasmussen and colleagues have previously expressed for patients with medically unexplained symptoms in particular [32].

A strength of our survey is the inclusion of a large representative sample. We therefore consider our results to be unbiased regarding the population of PCPs in Germany. The design was sensitive for small to medium effect sizes as an a priori power analysis revealed. The anonymous survey allowed PCPs to be as open as possible. However, there is the possibility of social desirability bias with certain items, for example, whether PCPs can avoid stigmatizing comments in clinical consultation. Items were selected with regard to their content and fit to the barriers identified in our previous systematic review, earlier research findings, psychological expert judgment, and the expert judgment by PCPs. Thereby, we ensured maximum content validity of each item. However, to further enhance the understanding of the items, a case vignette at the outset could have helped the PCPs to consider more of their personal experiences in their responses. A limitation is the response rate of about 15%. Although this rate can be considered comparably low, we do not suspect loss of generalizability due to the random sampling procedure. Moreover, in the German health-care system, rather low response rates are common [43, 44] and even a considerable incentive might not have raised the rate satisfactorily [45]. It could have been advantageous if the invitation to participate had been promoted by a

national PCP body; however, this could have interfered with our declaration that there is no particular interest in the results and, therefore, could have introduced bias.

Patients with persistent somatic symptoms will continue to demand symptom relief from their PCPs and the exclusion of physical illnesses will continue to be a central concern for PCPs, too. How to prioritize efforts to amend barriers may be obvious from our data – work against the four strongest barriers – but it may be difficult to implement: Support PCPs to manage the demand for symptom relief and give clear advice and legal protection in the exclusion of a physical illness in patients with persistent somatic symptoms. Furthermore, disseminate guideline knowledge even more and knowledge about the role of medication in patient management and therapy. Taking up the interest of PCPs to enhance management of patients with PSS, more research could tackle the long standing issue of how to better disseminate guideline knowledge [46] and the diagnostic innovations of somatic symptom disorder (DSM-5) and bodily distress disorder (ICD-11).

Abbreviations

DRKS: German Clinical Trial Register; DSM-5: Diagnostic and Statistical Manual of Mental Disorders; ICD-11: International Statistical Classification of Diseases and Related Health Problems; ICMJE: International Committee of Medical Journal Editors; MUS: Medically unexplained symptoms; PCP: Primary Care Physician; PSS: Persistent somatic symptoms; STROBE: Strengthening the Reporting of Observational Studies in Epidemiology; VIF: Variance Inflation Factor; WHO: World Health Organization.

Supplementary Information

The online version contains supplementary material available at <https://doi.org/10.1186/s12875-021-01397-w>.

Additional file 1

Acknowledgements

We thank the anonymous primary care physicians who volunteered to take part in this study. We thank Astrid Althaus for her contribution to the conception, the acquisition of funding, and the recruitment of participants for this study. We thank Lisa Rustige, Katinka Kurz, and Christina Jonas for their contributions in study setup, data acquisition and data analysis for this project. We thank Sarah Wennefehr, Selda Munar, Nikolas Oubaid, Danil Gordok, and Maximilian Hess for data entry and data validation. We thank Meike Mund for technical assistance with manuscript preparation and data validation. We thank Twyla Michnevich for language revision of this manuscript.

Presentations

Barriers for the diagnosis and management of persistent and medically unexplained symptoms in primary care – representative survey with general practitioners. Conference of the European Association of Psychosomatic Medicine (EAPM), 2019, Rotterdam (The Netherlands).

Barrieren der Diagnose somatoformer Störungen in der Hausarztpraxis—Ergebnisse eines deutschlandweiten repräsentativen Surveys. Conference of the German College of Psychosomatic Medicine (DKPM), 2018, Berlin (Germany).

Responsibility for the integrity of the data

ML, NP, and TZ had full access to the data and the study and take responsibility for the integrity of the data. ML takes responsibility for the accuracy of the analysis.

Authors' contributions

BL and MS conceived and designed the study. ML and NP were responsible for acquisition of data. ML, NP and MS analyzed and interpreted the data. ML drafted the manuscript. BL, NP, TZ and MS revised the manuscript and contributed important intellectual content. BL and MS obtained funding and supervised the study. All authors read and approved the final manuscript.

Funding

Open Access funding enabled and organized by Projekt DEAL. Deutsche Forschungsgemeinschaft (DFG), Germany (<http://gepris.dfg.de/gepris/projekt/276028312>; Applicants: Martin Scherer, Astrid Althaus, Bernd Löwe). The sponsor of the study had no role in study design, data collection, data analysis, data interpretation, decision to publish, or writing of the report.

Availability of data and materials

The datasets used and/or analyzed during the current study are available from the corresponding author on reasonable request.

Declarations

Ethics approval and consent to participate

We obtained ethical approval from the Ethics Committee of the Hamburg Medical Association, Germany, on April 7th, 2015 (approval number PV4763). All methods were carried out and are described in accordance with the *Strengthening the Reporting of Observational Studies in Epidemiology* (STROBE) checklist for cross-sectional studies (Version 4, 2007). All methods were carried out according to the *Declaration of Helsinki—Ethical Principles for Medical Research Involving Human Subjects* (WMA, 2013). Informed consent was obtained from all the participants involved in the study. Participation was completely voluntary and anonymous. Participants were notified before participation that their informed consent would be assumed if they voluntarily returned a completed response form.

Consent for publication

Not applicable.

Competing interests

The authors declare that they have no competing interests.

Author details

¹Clinic and Outpatients Clinic for Psychosomatic Medicine and Psychotherapy, University Medical Center Hamburg-Eppendorf, Martinistr. 52, 20246 Hamburg, Germany. ²Department of General Practice and Primary Care, University Medical Center Hamburg-Eppendorf, Hamburg, Germany.

Received: 11 November 2020 Accepted: 11 February 2021

Published online: 01 April 2021

References

- Hiller W, Rief W, Brähler E. Somatization in the population: from mild bodily misperceptions to disabling symptoms. *Soc Psychiatry Psychiatr Epidemiol.* 2006;41(9):704–12.
- Steinbrecher N, Koerber S, Frieser D, Hiller W. The prevalence of medically unexplained symptoms in primary care. *Psychosomatics.* 2011;52(3):263–71.
- Herzog A, Shedden-Mora MC, Jordan P, Löwe B. Duration of untreated illness in patients with somatoform disorders. *J Psychosom Res.* 2018;107:1–6.
- Konnopka A, Kaufmann C, König H-H, Heider D, Wild B, Szecsenyi J, et al. Association of costs with somatic symptom severity in patients with medically unexplained symptoms. *J Psychosom Res.* 2013;75(4):370–5.
- Barsky AJ, Orav EJ, Bates DW. Somatization increases medical utilization and costs independent of psychiatric and medical comorbidity. *Arch Gen Psychiatry.* 2005;62(8):903–10.
- Hoedeman R, Blankenstein AH, Krol B, Koopmans PC, Groothoff JW. The contribution of high levels of somatic symptom severity to sickness absence duration, disability and discharge. *J Occup Rehabil.* 2010;20(2):264–73.
- Rask MT, Carlsen AH, Budtz-Lilly A, Rosendal M. Multiple somatic symptoms in primary care patients: a cross-sectional study of consultation content, clinical management strategy and burden of encounter. *BMC FamPract.* 2016;17:100.
- Smith RC, Gardiner JC, Lyles JS, Sirbu C, Dwamena FC, Hodges A, et al. Exploration of DSM-IV criteria in primary care patients with medically unexplained symptoms. *Psychosom Med.* 2005;67(1):123–9.
- Barsky AJ, Borus JF. Functional somatic syndromes. *Ann Intern Med.* 1999;130(11):910–21.
- Smith GR, Monson RA, Ray DC. Patients with multiple unexplained symptoms. Their characteristics, functional health, and health care utilization. *Arch Internal Med.* 1986;146:69–72.
- van Ravenzwaaij J, Olde Hartman T, van Ravesteijn H, Eveleigh R, van Rijswijk E, Lucassen P. Explanatory models of medically unexplained symptoms: a qualitative analysis of the literature. *Mental health in family medicine.* 2010;7(4):223–31.
- Nimnuan C, Hotopf M, Wessely S. Medically unexplained symptoms: an epidemiological study in seven specialities. *J Psychosom Res.* 2001;51(1):361–7.
- Dowrick CF, Ring A, Humphris GM, Salmon P. Normalisation of unexplained symptoms by general practitioners: a functional typology. *Br J Gen Pract.* 2004;54(500):165–70.
- Smith GR, Miller LM, Monson RA. Consultation-liaison intervention in somatization disorder. *Hosp Community Psychiatry.* 1986;37(12):1207–10.
- Klaus K, Rief W, Brähler E, Martin A, Glaesmer H, Mewes R. The distinction between “medically unexplained” and “medically explained” in the context of somatoform disorders. *Int J Behav Med.* 2013;20:161–71.
- Murray AM, Toussaint A, Althaus A, Löwe B. The challenge of diagnosing non-specific, functional, and somatoform disorders: A systematic review of barriers to diagnosis in primary care. *J Psychosom Res.* 2016;80:1–10.
- Pohontsch NJ, Zimmermann T, Jonas C, Lehmann M, Löwe B, Scherer M. Coding of medically unexplained symptoms and somatoform disorders by general practitioners - an exploratory focus group study. *BMC Fam-Pract.* 2018;19(1):129.
- Heinbokel C, Lehmann M, Pohontsch NJ, Zimmermann T, Althaus A, Scherer M, et al. Diagnostic barriers for somatic symptom disorders in primary care: study protocol for a mixed methods study in Germany. *BMJ Open.* 2017;7(8):e014157-e.
- Roenneberg C, Sattel H, Schaefer R, Henningsen P, Hausteiner-Wiehle C. Functional Somatic Symptoms. *DtschArzteblInt.* 2019;116(33–34):553–60.
- Howman M, Walters K, Rosenthal J, Ajjawi R, Buszewicz M. “You kind of want to fix it don't you?” Exploring general practice trainees' experiences of managing patients with medically unexplained symptoms. *BMC Med Educ.* 2016;16:27.
- Kassenärztliche Bundesvereinigung. Statistische Informationen aus dem Bundesarztregister. 2017.
- Ärztstatistik zum 31. Dezember 2017. In: Bundesärztekammer, editor. 2018.
- INFAS Tabellenband Ärztemonitor 2018 Ergebnisse für Haus- und Fachärzte. In: Kassenärztliche Bundesvereinigung der niedergelassenen Ärzte Deutschlands e. V., editor. 2018.
- Cohen J. *Statistical power analysis for the behavioral sciences.* 2nd ed: Hillsdale, NJ: Erlbaum; 1988.
- Sirri L, Grandi S, Tossani E. Medically unexplained symptoms and general practitioners: a comprehensive survey about their attitudes, experiences and management strategies. *FamPract.* 2017;34(2):201–5.
- Olde Hartman TC, Hassink-Franke LJ, Lucassen PL, van Spaendonck KP, van Weel C. Explanation and relations. How do general practitioners deal with patients with persistent medically unexplained symptoms: a focus group study. *BMC FamPract.* 2009;10:68.
- Salmon P, Humphris GM, Ring A, Davies JC, Dowrick CF. Why do primary care physicians propose medical care to patients with medically unexplained symptoms? A new method of sequence analysis to test theories of patient pressure. *Psychosom Med.* 2006;68:570–7.

28. Kleinstäuber M, Witthöft M, Steffanowski A, van Marwijk H, Hiller W, Lambert MJ. Pharmacological interventions for somatoform disorders in adults. The Cochrane database of systematic reviews. 2014:CD010628-CD.
29. Lehmann M, Jonas C, Pohontsch NJ, Zimmermann T, Scherer M, Löwe B. General practitioners' views on the diagnostic innovations in DSM-5 somatic symptom disorder - A focus group study. *J Psychosom Res*. 2019;123:109734.
30. Ring A, Dowrick CF, Humphris GM, Davies J, Salmon P. Thesomatising effect of clinical consultation: what patients and doctors say and do not say when patients present medically unexplained physical symptoms. *SocSci Med*. 2005;61(7):1505–15.
31. Salmon P, Dowrick CF, Ring A, Humphris GM. Voiced but unheard agendas: qualitative analysis of the psychosocial cues that patients with unexplained symptoms present to general practitioners. *Br J Gen Pract*. 2004;54:171–6.
32. Rasmussen EB, Rø KI. How general practitioners understand and handle medically unexplained symptoms: a focus group study. *BMC FamPract*. 2018;19(1):50.
33. Olde Hartman TC, Woutersen-Koch H, Van der Horst HE. Medically unexplained symptoms: evidence, guidelines, and beyond. *Br J Gen Pract*. 2013;63(617):625–6.
34. Houwen J, Lucassen PL, Stappers HW, Assendelft WJ, van Dulmen S, Olde Hartman TC. Improving GP communication in consultations on medically unexplained symptoms: a qualitative interview study with patients in primary care. *Br J Gen Pract*. 2017;67(663):e716–23.
35. Bushnell J, McLeod D, Dowell A, Salmond C, Ramage S, Collings S, et al. Do patients want to disclose psychological problems to GPs? *FamPract*. 2005;22(6):631–7.
36. Lieberman JA 3rd, Stuart MR. The BATHE Method: Incorporating Counseling and Psychotherapy Into the Everyday Management of Patients. *Prim Care Companion J Clin Psychiatry*. 1999;1(2):35–8.
37. Terluin B, van Marwijk HW, Ader HJ, de Vet HC, Penninx BW, Hermens ML, et al. The Four-Dimensional Symptom Questionnaire (4DSQ): a validation study of a multidimensional self-report questionnaire to assess distress, depression, anxiety and somatization. *BMC Psychiatry*. 2006;6:34.
38. Hüsing P, Bassler M, Löwe B, Koch S, Toussaint A. Validity and sensitivity to change of the Somatic Symptom Disorder-B Criteria Scale (SSD-12) in a clinical population. *Gen Hosp Psychiatry*. 2018;55:20–6.
39. Toussaint A, Riedl B, Kehrer S, Schneider A, Löwe B, Linde K. Validity of the Somatic Symptom Disorder-B Criteria Scale (SSD-12) in primary care. *FamPract*. 2018;35:342–7.
40. Toussaint A, Murray AM, Voigt K, Herzog A, Gierk B, Kroenke K, et al. Development and Validation of the Somatic Symptom Disorder-B Criteria Scale (SSD-12). *Psychosom Med*. 2016;78(1):5–12.
41. Olde Hartman T, Hassink-Franke L, Dowrick C, Fortes S, Lam C, van der Horst H, et al. Medically unexplained symptoms in family medicine: defining a research agenda. Proceedings from WONCA 2007. *FamPract*. 2008;25(4):266–71.
42. Engel GL. The need for a new medical model: a challenge for biomedicine. *Science*. 1977;196(4286):129–36.
43. Kowall B, Breckenkamp J, Berg-Beckhoff G. General practitioners using complementary and alternative medicine differ from general practitioners using conventional medicine in their view of the risks of electromagnetic fields: a postal survey from Germany. *J Prim Care Community Health*. 2015;6:21–8.
44. Schnakenberg R, Goeldlin A, Boehm-Stiel C, Bleckwenn M, Weckbecker K, Radbruch L. Written survey on recently deceased patients in germany and switzerland: how do general practitioners see their role? *BMC Health Serv Res*. 2016;16:22.
45. Schneider S, Diehl K, Bock C, Herr RM, Mayer M, Gorig T. Modifying health behavior to prevent cardiovascular diseases: a nationwide survey among German primary care physicians. *Int J Environ Res Public Health*. 2014;11(4):4218–32.
46. Cabana MD, Rand CS, Powe NR, Wu AW, Wilson MH, Abboud PA, et al. Why don't physicians follow clinical practice guidelines? A framework for improvement. *JAMA*. 1999;282(15):1458–65.

Publisher's Note

Springer Nature remains neutral with regard to jurisdictional claims in published maps and institutional affiliations.

Ready to submit your research? Choose BMC and benefit from:

- fast, convenient online submission
- thorough peer review by experienced researchers in your field
- rapid publication on acceptance
- support for research data, including large and complex data types
- gold Open Access which fosters wider collaboration and increased citations
- maximum visibility for your research: over 100M website views per year

At BMC, research is always in progress.

Learn more biomedcentral.com/submissions

