

# Validation and cross-cultural adaptation of the depression Patient's Health Questionnaire – 9 in the Romanian population of patients with Type 2 Diabetes Mellitus

This article was published in the following Dove Press journal:  
*Diabetes, Metabolic Syndrome and Obesity: Targets and Therapy*

Nicoleta Lupascu<sup>1</sup>  
Bogdan Timar<sup>2,3</sup>  
Alin Albai<sup>1,3</sup>  
Deiana Roman<sup>1</sup>  
Ovidiu Potre<sup>4,5</sup>  
Romulus Timar<sup>1,3</sup>

<sup>1</sup>Second Department of Internal Medicine, "Victor Babes" University of Medicine and Pharmacy, Timisoara, Romania; <sup>2</sup>Department of Functional Sciences, "Victor Babes" University of Medicine and Pharmacy, Timisoara, Romania; <sup>3</sup>Department of Diabetes and Metabolic Diseases, "Pius Brinzeu" Emergency Hospital, Timisoara, Romania; <sup>4</sup>First Department of Internal Medicine, "Victor Babes" University of Medicine and Pharmacy, Timisoara, Romania; <sup>5</sup>Department of Hematology, Municipal Emergency Hospital, Timisoara, Romania

**Purpose:** To validate and to evaluate the performance in depression screening of the Patient's Health Questionnaire – 9 (PHQ-9) for Romanian patients with Type 2 Diabetes Mellitus (T2DM).

**Patients and methods:** In a consecutive-case, population-based, non-interventional study design 107 hospitalized patients with T2DM were enrolled. The PHQ-9 was evaluated in regard to its acceptability, ceiling and floor effect, reproducibility, and test–retest performance. Its validity was tested by comparing it to the Beck depression scale, which is a validated tool for this patient population.

**Results:** The PHQ-9 questionnaire had an excellent acceptability, having no non-responders for any of its questions and a median completion time of 3 mins and 12 s, a good reliability with a Cronbach's  $\alpha=0.897$  [0.865–0.924] 95%CI, a good test–retest performance (Spearman's  $\rho=0.972$ ;  $p<0.001$  between two administrations of the test) without any ceiling or floor effect observed for the total score. At the same time, the score demonstrated a good validity when compared to a more complex and previously validated instrument like the Beck depression scale (Spearman's  $\rho=0.777$ ;  $p<0.001$ ). The limits of agreement (Bland-Altman analysis) between the two measurements are 2.6 to –2.5 points.

**Conclusion:** The PHQ-9 is a valid, useful instrument for depression screening in Romanian patients with T2DM.

**Keywords:** questionnaire validation, depression screening, chronic diseases, screening instrument, depression in diabetes

## Introduction

Diabetes Mellitus is one of the major public health issues we are confronted with on a global scale. The disease's burden is mediated through its chronic and acute complications. Those, in turn, may lead, both in a direct and indirect manner, to impaired quality of life or disability.<sup>1</sup> Among the indirect pathways in which diabetes has an impact on the patient's health and quality of life and respectively on public health, an important role is attributed to the incidence of depression. Depression is cited to occur more frequently, being also more severe in patients with chronic diseases, including diabetes.<sup>2</sup> Since effective interventions are available for treating depression, it becomes clear that depression screening is the first step of paramount importance for an adequate intervention.<sup>3</sup> For depression screening several tools are available – however, it is

Correspondence: Bogdan Timar  
2, Eftimie Murgu, 300041 Timisoara,  
Romania  
Tel +4 074 152 8093  
Fax +4 025 646 2856  
Email timar.bogdan@umft.ro

known that different populations have significantly similar behaviors, raising the need to validate the assessment tools used. In the Romanian population of patients with Type 2 Diabetes Mellitus (T2DM), the Beck depression scale is a validated and widely used tool for depression's screening and severity assessment.<sup>4</sup> Patients with T2DM, similar to patients with other chronic, lifelong diseases, have a series of particularities regarding their mental and psychic dimensions. Among those particularities, depression or anxiety prevalence and severity, coping mechanisms and self-esteem differ in diabetic patients when compared to the general population.<sup>5,6</sup> Taking these facts into account, the need for adaptation and validation of the instruments used for assessing these particular patients from a psychological point of view occurs.

The Beck depression scale is a useful instrument used for the assessment of depression, having good sensitivity and specificity. At the same time, the Beck scale is a validated tool for use in Romanian patients with T2DM.<sup>4</sup> However, despite its good performance, the Beck scale has a relatively long completion time, and it has been reported that some questions may be difficult to comprehend by the patients, making the scale an appropriate instrument for use in hospitalized patients, in patients at high-risk or those with established depression, but difficult to use as a screening tool.<sup>7</sup> On the other hand, the Patient's Health Questionnaire – 9 (PHQ-9) is a much simpler, quicker, and easier to use depression screening instrument, developed and designed to be used as a screening method which brings the perspective of an improved, cost-efficient screening.<sup>8</sup> The main barrier in the use of the PHQ-9 instrument in this subpopulation is caused by the fact that until now there is no validation for the translated and culturally adapted version of the instrument on the Romanian population of patients with T2DM. The importance of validating an effective screening instrument for depression which allows cost-efficient diagnosis, with minimal requirements are emphasized by the major impact depression has on the patient's quality of life. This initiative is further supported by the existence of effective intervention methods with good outcomes if readily implemented, the increased prevalence of both T2DM in the general population and the surging incidence of depression in patients with T2DM.

The aim of this study was to validate and to evaluate the performance of the translated and culturally adapted version of the PHQ-9 scale on the diagnosis of depression in the Romanian population of patients with T2DM.

## Material and methods

### Study design and patients

A total of 107 patients with T2DM were enrolled in a consecutive-case, population-based, cross-sectional study design. All patients were hospitalized in the Diabetes Clinic of the “Pius Brinzeu” University Emergency Hospital, Timisoara, Romania. The study design, protocol, and informed consent form were reviewed and approved the Ethics Committee of the Emergency Hospital Timisoara; all patients involved in the study provided written informed consent prior to any study-related procedure or activity.

The enrolled patients had a median age of 63 years, a median duration of diabetes of 8 years, 48.6% of them (n=52) being males. The patient's characteristics at enrollment are very similar to the characteristics of the general Romanian patients with diabetes making thus the studied sample highly representative for the Romanian population of patients with T2DM.<sup>9</sup>

The detailed characteristics of the studied sample are presented in [Table 1](#).

### Depression assessments

#### PHQ-9

The PHQ-9 is a shortened version of the Patient Health Questionnaire, containing only 9 items, one for each DSM-IV criteria which are encompassing in fact the criteria for diagnosing depression. With 9 items, the PHQ-9 instrument is approximately half as lengthy as the majority available instruments, providing good sensitivity, being easily completed, over a short timespan.<sup>10</sup> The PHQ-9 is derived from the main Patient Health Questionnaire, which can be entirely self-administered by the patient and which assesses eight diagnosis corresponding to specific DSM-IV classes: major depressive disorder, panic disorder, anxiety disorder, bulimia nervosa, other depressive disorder, probable alcohol dependence, somatoform, and binge eating disorder. The PHQ-9 questionnaire, derived from the main PHQ contains only items for depressive disorder, aiming to provide a shorter and easier method for depression screening.<sup>8</sup>

The use of PHQ-9 instrument allows quantification of depression severity. Each of the 9 items is scored by the patient on a scale from 0 (not at all) to 3 (nearly every day) summing a possible total score from 0 to 27 points. An increased PHQ-9 score is associated with a more severe degree of depression.

**Table 1** Patient's general characteristics at enrollment

Parameter	Value
Age (years) <sup>a</sup>	63 [56–69]
Male gender <sup>b</sup>	52 (48.6%)
Diabetes duration (years) <sup>a</sup>	8 [4–13]
HbA1c (%) <sup>c</sup>	9.0±1.8
BMI (kg/m <sup>2</sup> ) <sup>c</sup>	32.6±6.2
Diabetic neuropathy (%) <sup>b</sup>	72 (67.3%)
Diabetic retinopathy (%) <sup>b</sup>	32 (29.9%)
Hypertension (%) <sup>b</sup>	93 (86.9%)
History of stroke (%) <sup>b</sup>	9 (8.4%)
Peripheral artery disease (%) <sup>b</sup>	9 (8.4%)
Peripheral venous insufficiency (%) <sup>b</sup>	25 (23.4%)
Non-alcoholic steatohepatitis (%) <sup>b</sup>	61 (57.0%)
Total cholesterol (mg/dL) <sup>c</sup>	202±90
LDLc (mg/dL) <sup>c</sup>	116±50
HDLc (mg/dL) <sup>c</sup>	42±14
Triglycerides (mg/dL) <sup>a</sup>	158 [108–269]
Uric acid (mg/dL) <sup>c</sup>	5.5±1.9
Urinary albumin/creatinine ratio (mg/g) <sup>a</sup>	29.0 [15.1–110.5]
<b>Usage of anti-diabetic treatment classes in the study group – patients using the mentioned class of drugs</b>	
Metformin <sup>b</sup>	72 (67.3%)
Sulphonylureas <sup>b</sup>	36 (33.6%)
Basal insulin <sup>b</sup>	33 (30.8%)
Bolus insulin <sup>b</sup>	28 (26.2%)
Dipeptidyl peptidase – 4 inhibitors <sup>b</sup>	22 (20.6%)
Glucagon-like peptide 1 receptor agonists <sup>b</sup>	13 (12.1%)
Sodium-glucose co-transporter 2 inhibitors <sup>b</sup>	18 (16.8%)

**Note:** <sup>a</sup>Presented as median [interquartile range]. <sup>b</sup>Presented as number (%). <sup>c</sup>Presented as mean ± standard deviation.

The following stages of depression may be diagnosed based on the PHQ-9 score:

- 0–4: absent or minimal
- 5–9: mild depression
- 10–14: moderate depression
- 15–19: moderately severe depression
- 20–27: severe depression

### Beck depression scale

Beck depression inventory is a tool developed to diagnose depression in both clinical settings and on healthy individuals. The scale contains 21 items, aiming to evaluate both the positive diagnosis and severity of the depression-related symptomatology. The positive criteria for depression are in accordance with the Diagnostic and Statistical Manual of Mental Disorders, the fourth edition. Each item contained is a list of four statements, arranged in

increasing order in respect to the severity of an individual symptom of depression. The Beck depression scale is validated both for healthy subjects and specific sub-populations, including patients with T2DM and may be used extending downward to 13 years of age.<sup>7</sup>

According to the Beck scale grading system, a higher score is associated with a more severe depression-related symptomatology.

### PHQ-9 validation process

#### Translation

The original version of the PHQ-9 was developed by Robert L. Spitzer et al, during a scientific grant funded by Pfizer Inc, and there is no need for permission to use, reproduce, translate, or distribute the instrument. The Romanian version of the instrument was translated by the developers of the instrument and was downloaded from: <https://www.phqscreeners.com> (accessed at 25th of January 2019).<sup>8</sup> This version is considered to be the official translated version of the instrument; however, it is not validated for the Romanian population of patients with T2DM.

#### Construct validity

For the assessment of the construct and convergent validity, the Romanian version of the PHQ-9 was handed out to all patients in parallel with the Romanian version of the Beck depression screening instrument, which is a validated questionnaire for the Romanian population of patients with T2DM. Approval to use the Beck instrument was obtained by the developers of the instrument. As per licensing instructions, there is no need to ask for permission to use the PHQ-9 questionnaire.

The convergent validity of the PHQ-9 questionnaire was evaluated using correlation and regression analysis – a higher correlation coefficient being associated with an increased agreement between the analyzed scales.

#### Reliability and internal consistency

The internal consistency of the screening instrument was assessed using the Cronbach's alpha method, a measure which analyses the cross-related associations between the component items of the questionnaire. In other words, the Cronbach's alpha method provides the tools to evaluate at which extent different items of the questionnaire are pointing to a similar outcome measured. In practice, the Cronbach's alpha method brings information related to the probability that all items are measuring a similar construct.

## Reproducibility

The reproductibility of the instrument was evaluated using a test–retest assessment, having the retest performed after 3 days following the initial administration. The rationale for this short period was that after the interventions during the hospitalization or even after discharge, patient’s perception regarding depression might be influenced. Thus, we considered that the optimal test–retest session should have the presented timeframe. To be sure that no other confounders might influence the outcome, as an exclusion criterion, patients which underwent significant intervention in this timeframe were removed from the study. The test–retest assessment was performed using two methods: the correlation and regression analysis between the two instances of questionnaire administration respectively Bland–Altman analysis, considering the average results from the two measurements as reference for comparison. During this analysis, an increased correlation coefficient between the two time-moment was considered to be associated with an increased reproducibility of the measure.

## Statistical analysis

Data were collected and analyzed using SPSS v.17 statistical software package (SPSS Inc, Chicago, IL, USA) and are presented as mean  $\pm$  standard deviation for numerical variables with Gaussian distribution, median, and [interquartile range] for numerical variables with non-parametric distribution respectively number of individuals and (percentage from the total) in case of categorical

variables. The distribution of the variables was evaluated using the Shapiro–Wilk test (the variables being considered part of a Gaussian distribution if a  $p$ -value from the Shapiro–Wilk test was higher or equal to 0.05).

To evaluate the strength of the association between numerical variables, correlation and regression analysis was performed. For variables with Gaussian distribution, the Pearson’s correlation coefficient was used, respectively Spearman’s one correlation coefficient for variables with non-parametric distribution. The statistical significance of the correlation between variables was assessed using the  $t$ -score distribution test.

The test–retest differences were analyzed using the Bland–Altman plot method.

In this study, the threshold for statistical significance was considered a  $p$ -value lower than 0.05.

## Results

### PHQ-9 score distribution

In both initial and follow-up administrations of the PHQ-9 scale, 107 responses were recorded. The median scores were 5 points for both instances. The distribution of the scores was unimodal, non-Gaussian, Kolmogorov–Smirnov’s (Lillefors corrected) =0.186;  $p<0.001$ . The deviances from the Gaussian distribution are presented in Figure 1.

According to our results, the occurrence of depression symptomatology, as evaluated by the PHQ-9 instrument, was

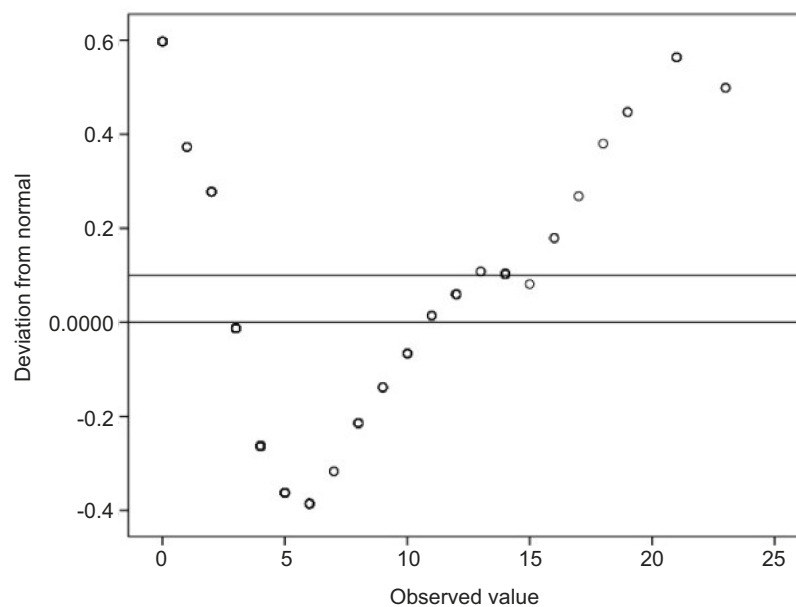
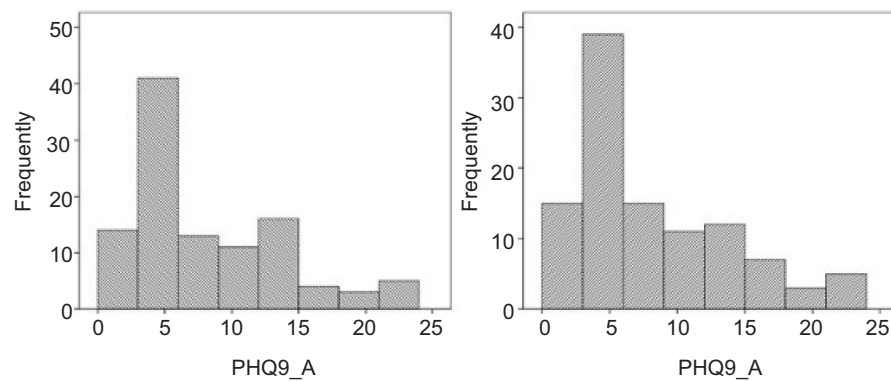


Figure 1 Detrended normal Q–Q plot of PHQ-9 scores.



**Figure 2** PHQ-9 distribution score at the initial and follow-up evaluation.

the following: 55 (51.4%) no signs of depression, 21 (19.6%) mild, 19 (17.8%) moderate, 7 (6.5%) moderate-severe, respectively, 5 (4.7%) severe depression. The distribution of the scores from the initial and follow-up is presented in [Figure 2](#).

### Acceptability, ceiling, and floor effect

At both initial and follow-up evaluation all the patients included in the study ( $n=107$ ) responded to all of the questionnaire's items. The median time needed for completion was 3 mins and 12 s (minimum 1:54 mins; maximum 5:12 mins). There was no question for which more than 21.5% of the responses concentrated at the top end of the scale, while the question with the most of the responses at the lowest point of the scale concentrated 52.3% of those minimum responses. For the total score, there was no aggregation at the top of the scale, no participant recording a maximum score. The minimum possible score was also in the desired range, only 4.7% of the participants having a total score of zero points on the PHQ-9 scale. Thus, we can accept that the floor and ceiling effect was ruled out.

### Reliability

The internal consistency of the PHQ-9 questionnaire for the Romanian population of patients with T2DM was evaluated using the Cronbach's alpha method. The PHQ-9 proved to have a good internal consistency as revealed by the Cronbach's  $\alpha=0.897$  [0.865–0.924] 95%CI at the first administration respectively  $\alpha=0.714$  [0.624–0.789] 95% CI at the repeated measurement. In the same time, for both instances, the nine components inside the questionnaire had a high inter-item correlation with a decreased inter-item covariation ([Table 2](#))

The inter-item correlations for each possible pair of questions from both first and follow-up administration of the PHQ-

**Table 2** Inter-item correlations and covariations

	First administration ( $n=107$ )	Follow-up ( $n=107$ )
Inter-item covariances	0.366	0.376
Inter-item correlations	0.499	0.441

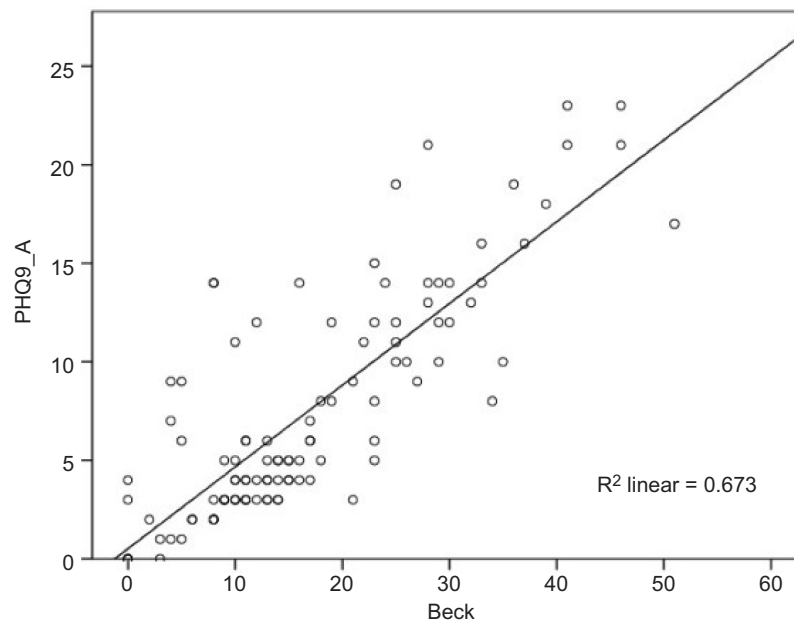
9 ranged from 0.390 up to 0.730 which denotes also a good internal consistency of the questions in the questionnaire.

### Validity

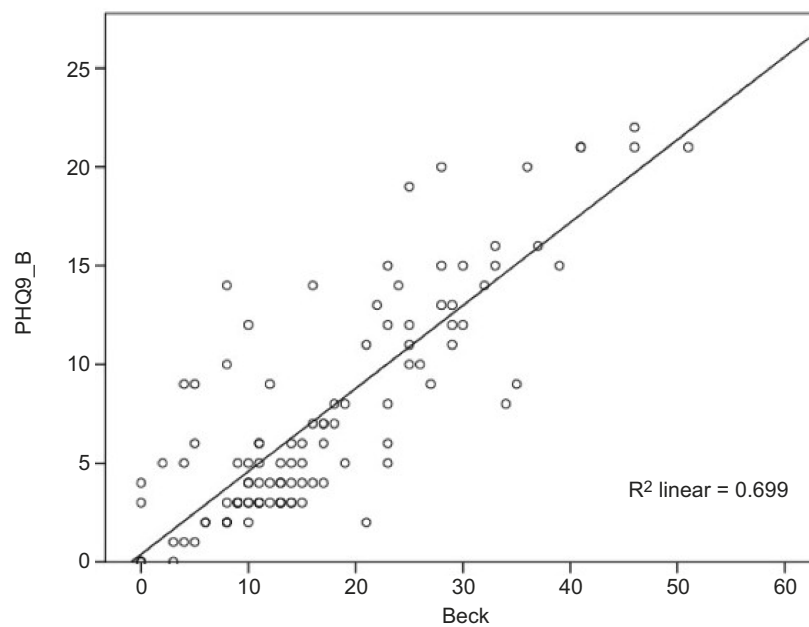
The PHQ-9 scores demonstrated a strong positive and statistically significant correlation with the previously validated Beck scale, in both first (Spearman's  $\rho=0.777$ ;  $p<0.001$ ; [Figure 3](#)) and second administration (Spearman's  $\rho=0.775$ ,  $p<0.001$ ; [Figure 4](#)), indicating thus a good convergent validity.

### Test–retest

A good test–retest performance was observed, as described by the strong, positive, and statistically significant correlation between the scores obtained at the first and second administration of the questionnaire (Spearman's  $\rho=0.972$ ;  $p<0.001$ ; [Figure 5](#)). The differences between the two administrations of the PHQ-9 scale were not statistically significant (the median scores being 5 at both administrations,  $p=0.982$ ; Mann–Whitney  $U$  test). The mean difference between the two instances was  $0.61\pm 1.147$  (minimum difference =0; maximum difference =7) points, the differences being statistically non-significant ( $p=0.76$ ; unpaired  $t$ -student test). No heteroscedasticity was observed between the two administrations (Levene's  $p=0.82$ )



**Figure 3** Correlation between Beck and PHQ-9 scales (first administration).



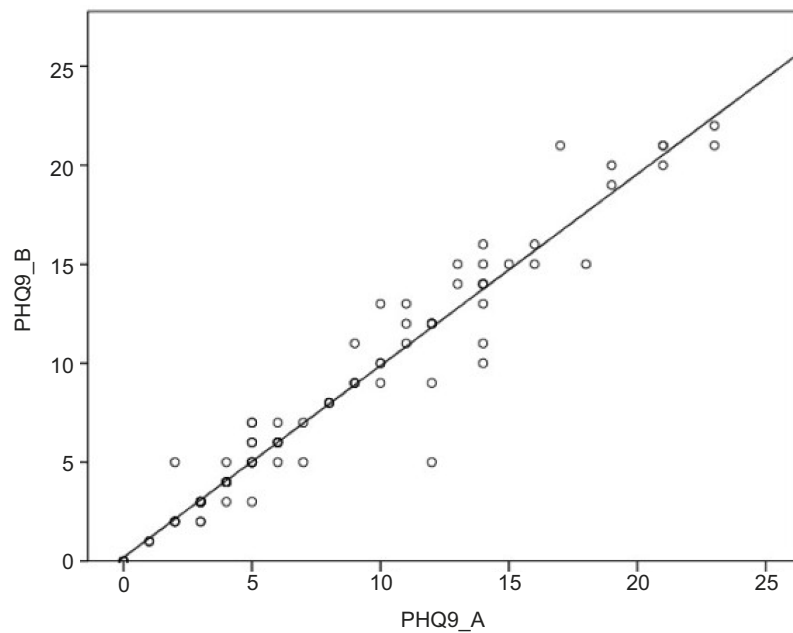
**Figure 4** Correlation between Beck and PHQ-9 scales (second administration).

The Bland-Altman plot (Figure 6) showed no systematic bias between the two measurements (initial and follow-up administration of the PHQ-9 questionnaire), the limits of agreement (as described by the 1.96 standard deviation interval) ranging from 2.6 to  $-2.5$  point on the PHQ-9 scale, describing thus a good reproductivity for the measurement instrument.

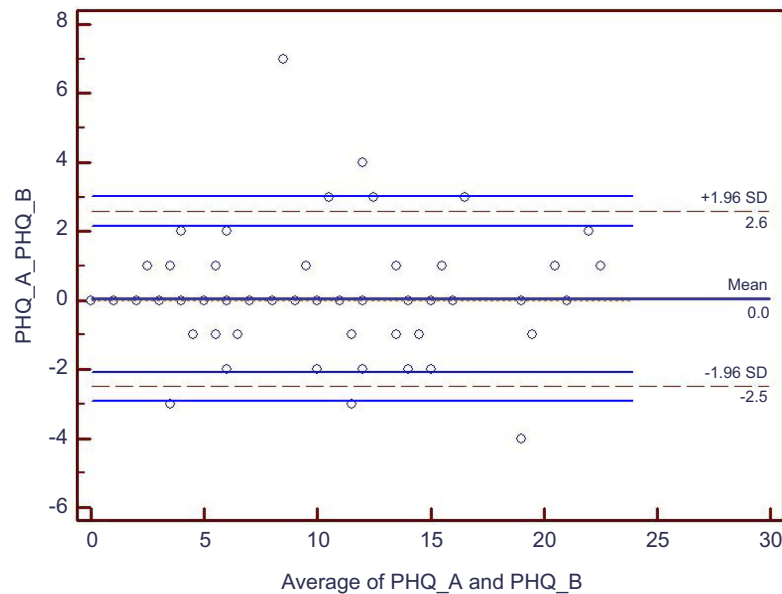
## Discussion

Alongside other more well-known complications or comorbidities<sup>11</sup> which are present in patients with T2DM, such as obesity, heart disease, sleep apnea or non-alcoholic fatty liver disease, depression is a frequent condition occurring in patients with T2DM.<sup>12,13</sup> The presence of depression decreases both the overall prognosis of T2DM (mediated





**Figure 5** Correlation between the two administrations of the PHQ-9 questionnaires.



**Figure 6** Bland-Altman plot for the two instances of PHQ-9 administration.

mainly through impaired adherence to diabetes-related self-management methods) and the patient's quality of life, quality of life which is cited in many other chronic as well as acute diseases as revealed by several scoring instruments.<sup>14</sup> Currently, there are many effective interventions available that are aiming to treat depression, with spectacular results challenged by neglectable side-effects.<sup>15</sup> These interventions are having an increased impact when initiated in the early

stages of depression,<sup>16</sup> generating the premises of bringing improvements to the patient's quality of life, thus inadvertently improving the prognosis of T2DM.<sup>17</sup>

Having a well-documented increase in prevalence among patients with T2DM<sup>18</sup> and knowing that T2DM has a high prevalence and incidence worldwide, it becomes clear that the depression associated with T2DM is a veritable public health issue.<sup>19</sup> These facts emphasize the need for a proactive

screening of depression in all patients with T2DM. Given the large number of patients at risk as well as the complex interventions which are frequently required to manage the main disease, it is evident that the rate of adoption success for such a tool is influenced, aside from its performance, by its ease of use and time needed for completion.<sup>20</sup> Consecrated tools, despite their good diagnosis performances are quite difficult to self-administer by the patient, frequently need substantial intervention from the health care professional and are time-consuming.<sup>21</sup> All these disadvantages are nullified when using a simple tool such as the PHQ-9.

Our study results reveal that PHQ-9 may become a useful tool in the diagnosis of depression in the Romanian population of patients with T2DM, demonstrating good internal consistency, good reliability and validity (when compared to a consecrated tool) as well as a good test–retest performance, all of this in the absence of a ceiling or floor effect. The fact that there were no questions which the patients found it impossible to respond to and the fact that the median time of completion was approximately 3 mins, generate the premises that PHQ-9 is a valuable screening tool in this particular population, feasible to be used on a large scale and which should be performed on all patients on a regular basis corresponding to their clinical status and previous results.

The good validation results obtained in this study are sustained by other validations of the same PHQ-9 score, validations which shown promising results in other sub-populations, on different cultures and on patients with different conditions as well as healthy individuals.<sup>22–25</sup>

## Particularities of this study. Strengths and weaknesses

This study is the first one which aimed to validate the translated and culturally adapted version of the PHQ-9 depression screening instrument for the Romanian population of patients with T2DM. The good performance observed for all the analyzed components, alongside the adequate sample size of the studied sample allows us to conclude that the PHQ-9 may be considered a validated tool for depression screening in these patients. The studied sample had very similar baseline characteristics to the ones found in the general population of patients with T2DM from Romania (ie, age, diabetes duration, prevalence of complications, co-morbidities, or similar profile of risk biomarkers like lipid profile, body mass index, or uric acid) which allows us to conclude that the sample in this study is a representative one for the population of Romanian patients with T2DM. The high prevalence of diabetes complications as

well as the relatively poor glycemic control observed in our study cohort is explained by the fact that the studied patients were hospitalized due to metabolic imbalances which were not possible to be treated just in outpatient scenario. In these patients, we may expect higher rates of complications. The high rate of depression may also be linked to the presence of metabolic imbalances which required hospitalization and also to the high rate of chronic complications. A relative weakness of the study was that it evaluated only patients in an inpatient setting, all the enrolled participants were hospitalized for metabolic-related imbalance. These enrollment criteria led to a higher value of the HbA1c (9.0% ±1.8) compared to the average value we should expect when screening the general population of patients with T2DM (both in outpatient and inpatient setting). However, there are no sustainable reasons to think that this might decrease the value of the validation process – a validated tool in any of those scenarios should work in the other one without any kind of differences. In the same time, another relative weakness of the study is that depression diagnosis was performed using two questionnaires and not by a DSM-based interview.

## Conclusion

The PHQ-9 self-administered questionnaire is a valid tool for depression screening in patients with T2DM. The PHQ-9 screening instrument has an excellent acceptability, a good reliability, and test–retest performance in parallel with a good agreement when compared to other more complex, previously validated instruments. PHQ-9 scale proved to be a valuable, useful, and reliable instrument for depression screening in this sub-population.

## Disclosure

The authors report no conflicts of interest in this work.

## References

1. International Diabetes Federation. *IDF Diabetes Atlas*. 8th ed. Brussels: International Diabetes Federation; 2017.
2. Holt RIG, De Groot M, Golden SH. Diabetes and depression. *Curr Diab Rep*. 2014;14. doi:10.1007/s11892-014-0491-3.
3. Kato E, Beswick-Escanlar V. Screening for depression in adults. *Am Fam Physician*. 2016. doi:10.1097/01.ogx.0000482188.34232.33
4. Chereches RM, Litan CM, Zlati AM, Bloom JR. Does co-morbid depression impact diabetes related costs? Evidence from a cross-sectional survey in a low-income country. *J Ment Health Policy Econ*. 2012;15(3):127–138.
5. Albai A, Sima A, Papava I, Roman D, Andor B, Gafencu M. Association between coping mechanisms and adherence to diabetes-related self-care activities: a cross-sectional study. *Patient Prefer Adherence*. 2017;11:1001–1007. doi:10.2147/PPA.S140146



6. Rivera-Hernandez M. Depression, self-esteem, diabetes care and self-care behaviors among middle-aged and older Mexicans. *Diabetes Res Clin Pract.* 2014;105:70–78. doi:10.1016/j.diabres.2014.04.017
7. Beck AT, Steer RA, Brown GK. *Manual for the Beck Depression Inventory-II.* San Antonio: TX Psychol Corp; 1996. doi:10.1002/(SICI)1097-0142(19991215)86:123.3.CO;2-I
8. Kroenke K, Spitzer RL, Williams JBW. The PHQ-9: validity of a brief depression severity measure. *J Gen Intern Med.* 2001;16:606–613. doi:10.1046/j.1525-1497.2001.016009606.x
9. Mota M, Popa SG, Mota E, et al. Prevalence of diabetes mellitus and prediabetes in the adult Romanian population: PREDATORR study. *J Diabetes.* 2016;8(3):336–344. doi:10.1111/1753-0407.12297
10. Reddy P, Philpot B, Ford D, Dunbar JA. Identification of depression in diabetes: the efficacy of PHQ-9 and HADS-D. *Br J Gen Pract.* 2010;60(575):e239–e245. doi:10.3399/bjgp10X502128
11. Roșu -M-M, Moța M. The prevalence of arterial hypertension in Romanian adult population: results from the PREDATORR Study. *Rom J Diabetes Nutr Metab Dis.* 2018;25(3):303–312. doi:10.2478/rjdnmd-2018-0036
12. Serafinceanu C, Elian V, Catrinou D, et al. Clinical and therapeutic characteristics of patients with Type 2 Diabetes Mellitus in Romania – MENTOR Study. *Rom J Diabetes Nutr Metab Dis.* 2018;25(4):409–418. doi:10.2478/rjdnmd-2018-0049
13. Sima A, Timar R, Vlad A, et al. Nonalcoholic fatty liver disease: a frequent condition in type 2 diabetic patients. *Wien Klin Wochenschr.* 2014;126:11–12. doi:10.1007/s00508-014-0530-8
14. Andor B, Patrascu JM, Florescu S, et al. Comparison of different knee implants used on patients with osteoarthritis control study. *Mater Plast.* 2016;53(1):119–125.
15. Sartorius N. Depression and diabetes. *Dialogues Clin Neurosci.* 2018. doi:10.1016/j.mppsy.2009.03.009
16. Briones-Aranda A. Why early psychological attention for type 2 diabetics could contribute to metabolic control. *Rom J Diabetes Nutr Metab Dis.* 2018;25(3):329–334. doi:10.2478/rjdnmd-2018-0039
17. Mezuk B, Eaton WW, Albrecht S, Golden SH. Depression and type 2 diabetes over the lifespan: a meta-analysis. *Diabetes Care.* 2008;31:2383–2390. doi:10.2337/dc08-0985
18. Bădescu SV, Tătaru C, Kobylinska L, et al. The association between diabetes mellitus and depression. *J Med Life.* 2016;9(2):120–125.
19. Anderson RJ, Freedland KE, Clouse RE, Lustman PJ. The prevalence of comorbid depression in adults with diabetes: a meta-analysis. *Diabetes Care.* 2001;24:1069–1078. doi:10.2337/diacare.24.6.1069
20. Katon WJ, Lin EHB, Von Korff M, et al. Collaborative care for patients with depression and chronic illnesses. *N Engl J Med.* 2010. doi:10.1056/NEJMoa1003955
21. Berg A, Lönnqvist J, Palomäki H, Kaste M. Assessment of depression after stroke a comparison of different screening instruments. *Stroke.* 2009;40:523–529. doi:10.1161/STROKEAHA.108.527705
22. Monahan PO, Shacham E, Reece M, et al. Validity/reliability of PHQ-9 and PHQ-2 depression scales among adults living with HIV/AIDS in Western Kenya. *J Gen Intern Med.* 2009. doi:10.1007/s11606-008-0846-z
23. Seo JG, Park SP. Validation of the Patient Health Questionnaire-9 (PHQ-9) and PHQ-2 in patients with migraine. *J Headache Pain.* 2015;16. doi:10.1186/s10194-015-0552-2.
24. Beard C, Hsu KJ, Rifkin LS, Busch AB, Björgvinsson T. Validation of the PHQ-9 in a psychiatric sample. *J Affect Disord.* 2016;193:267–273. doi:10.1016/j.jad.2015.12.075
25. Van Steenberg-Weijnenburg KM, De Vroege L, Ploeger RR, et al. Validation of the PHQ-9 as a screening instrument for depression in diabetes patients in specialized outpatient clinics. *BMC Health Serv Res.* 2010;10. doi:10.1186/1472-6963-10-235

## Diabetes, Metabolic Syndrome and Obesity: Targets and Therapy

Dovepress

### Publish your work in this journal

Diabetes, Metabolic Syndrome and Obesity: Targets and Therapy is an international, peer-reviewed open-access journal committed to the rapid publication of the latest laboratory and clinical findings in the fields of diabetes, metabolic syndrome and obesity research. Original research, review, case reports, hypothesis formation, expert opinion

and commentaries are all considered for publication. The manuscript management system is completely online and includes a very quick and fair peer-review system, which is all easy to use. Visit <http://www.dovepress.com/testimonials.php> to read real quotes from published authors.

Submit your manuscript here: <https://www.dovepress.com/diabetes-metabolic-syndrome-and-obesity-targets-and-therapy-journal>