

Review Article

¹⁸F-Labelled Intermediates for Radiosynthesis by Modular Build-Up Reactions: Newer Developments

Johannes Ermert

Institut für Neurowissenschaften und Medizin, INM-5: Nuklearchemie, Forschungszentrum Jülich, 52425 Jülich, Germany

Correspondence should be addressed to Johannes Ermert; j.ermert@fz-juelich.de

Received 27 March 2014; Accepted 12 May 2014; Published 23 June 2014

Academic Editor: Patrick Riss

Copyright © 2014 Johannes Ermert. This is an open access article distributed under the Creative Commons Attribution License, which permits unrestricted use, distribution, and reproduction in any medium, provided the original work is properly cited.

This brief review gives an overview of newer developments in ¹⁸F-chemistry with the focus on small ¹⁸F-labelled molecules as intermediates for modular build-up syntheses. The short half-life (<2 h) of the radionuclide requires efficient syntheses of these intermediates considering that multistep syntheses are often time consuming and characterized by a loss of yield in each reaction step. Recent examples of improved synthesis of ¹⁸F-labelled intermediates show new possibilities for no-carrier-added ring-fluorinated arenes, novel intermediates for tri[¹⁸F]fluoromethylation reactions, and ¹⁸F-fluorovinylation methods.

1. Introduction

The positron emitter fluorine-18 is a commonly used radionuclide in molecular imaging with positron emission tomography (PET) due to its advantageous nuclear properties. Thus, it finds wide application as noninvasive, quantitative, and versatile modality in medical diagnosis, research, and drug development [1]. Fluorine-18 has a short half-life of 109.7 min which only allows time-limited syntheses and study protocols. The methods for introducing this short-lived radionuclide into organic molecules thus require fast chemistry, and it is desirable to introduce the ¹⁸F-label during the last possible synthetic step.

A further aspect is the stoichiometry of ¹⁸F-chemistry that differs from “cold” fluorinations. The radionuclide is produced in low (nano- to picomolar) amounts and its concentration in reaction mixtures is several orders of magnitude lower than the precursor concentration. Furthermore, the syntheses of the radiotracers have to be performed in closed, lead-shielded hot cells, which necessitates an easily applicable and remote-controlled process. Thus, besides the development of more efficient and flexible ¹⁸F-labelling methods new technological approaches have been examined, especially in the field of microfluidic chemistry [2–10]. The development of a reliable ¹⁸F-labelling technique together with an automatic synthesis module is a major prerequisite of

routine production of ¹⁸F-labelled PET radiopharmaceuticals [11–13].

Methods for the introduction of [¹⁸F]fluorine into organic molecules can be divided into two groups, namely, direct and indirect. The direct method entails introduction of [¹⁸F]fluorine without changing the carbon skeleton structure of the molecule. However, in many cases this necessitates the protection of functional groups or requires other transformations like reduction or oxidation of functional groups after introduction of radiofluorine [14].

The indirect method involves build-up syntheses, that is, changing the carbon skeleton structure and starting from small molecules which themselves can be easily ¹⁸F-fluorinated by nucleophilic substitution. Such small ¹⁸F-labelled alkyl [15] or aryl [16] groups bear typically reactive functional groups for further transformation reactions. Those intermediates are used to synthesize more complex biological molecules which cannot be labelled with fluorine-18 due to mechanistic reasons or are not stable enough to tolerate direct ¹⁸F-fluorination conditions.

In the case of ¹⁸F-labelling of macromolecules like peptides, proteins, and antibodies, these small ¹⁸F-labelled intermediates are commonly called “prosthetic groups.” In the last decade progress has been made regarding the ¹⁸F-labelling of macromolecules [17, 18]. Besides the use of prosthetic groups

several alternative methods have also been introduced, capable of using even mild and aqueous conditions, for example, chelated aluminum [19–21], boron- [22], and/or silicon-based [^{18}F]fluoride acceptor groups [23–26]. The latter methods were also used for the synthesis of small molecules [27].

This review focuses on new developments regarding the use of small ^{18}F -labelled intermediates for build-up syntheses of biologically active compounds. The ^{18}F -labelling of macromolecules and the click chemistry approach are not considered. Those special topics of ^{18}F -labelling can be found in other contributions to this issue [28–30].

2. ^{18}F -Fluorinating Agents

As starting material for all chemical syntheses either aqueous [^{18}F]fluoride or gaseous [^{18}F]F₂ is used, both of which are generally produced at a cyclotron via the $^{18}\text{O}(\text{p,n})^{18}\text{F}$ nuclear reaction [31]. The nucleophilic [^{18}F]fluoride ion is available in no-carrier-added (n.c.a.) form which allows the synthesis of radiotracers with high specific activity. In contrast, in-target produced [^{18}F]F₂ is available only in carrier-added (c.a.) form which leads to radiotracers with low specific activity.

Historically, for important radiopharmaceuticals like 2-[^{18}F]fluoro-2-deoxy-D-glucose ([^{18}F]FDG) and 6-[^{18}F]fluoro-L-dopa only electrophilic ^{18}F -fluorination was available. Today this method is rarely used because of the need of carrier for [^{18}F]F₂ production. Thus, the use of electrophilic ^{18}F -fluorination is limited to nontoxic compounds as well as to those that can be applied with a low specific activity. Also, since [^{18}F]F₂ is very reactive and ^{18}F -labelled side products are formed, less reactive electrophilic ^{18}F -agents were developed [32]. More recently, the synthesis of N-[^{18}F]fluorobenzenesulfonimide (NFSI) was described, which is a highly stable, reactive and selective electrophilic ^{18}F -labelling agent and allows the synthesis of ^{18}F -labelled allylic fluorides and α -fluorinated ketones from allylsilanes and silyl enol ethers, respectively [33].

An alternative method using a “posttarget” synthesis of [^{18}F]F₂ leads to moderate specific activity of up to 24.7 GBq/ μmol , starting from n.c.a. [^{18}F]fluoride [34]. It was recently revisited for the radiosynthesis of [^{18}F]selectfluor bis(triflate), the ^{18}F -labelled form of (1-chloromethyl-4-fluorodiazonia-bicyclo[2.2.2]-octane bis-(tetra-fluoroborate)), an easy to handle and stable electrophilic fluorinating reagent (cf. Figure 1) [35]. This reagent could successfully be used for the silver(I)-mediated ^{18}F -fluorination of electron-rich arylstannane models and intermediates, as well as for the preparation of 6-[^{18}F]fluoro-L-DOPA [36], albeit all with limited specific activity of 3.7 ± 0.9 GBq/ μmol .

3. Aliphatic Intermediates

Aliphatic ^{18}F -fluorination is certainly the most prominent method for ^{18}F -labelling [32], and important PET-radiotracers for clinical use are aliphatically ^{18}F -labelled compounds which fulfill these requirements, for example,

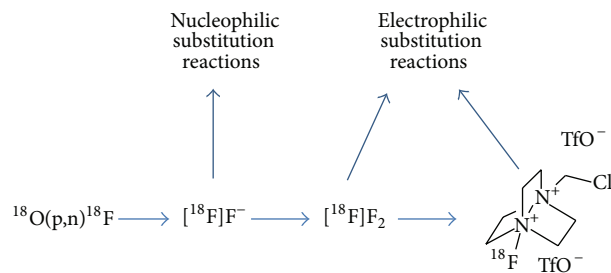
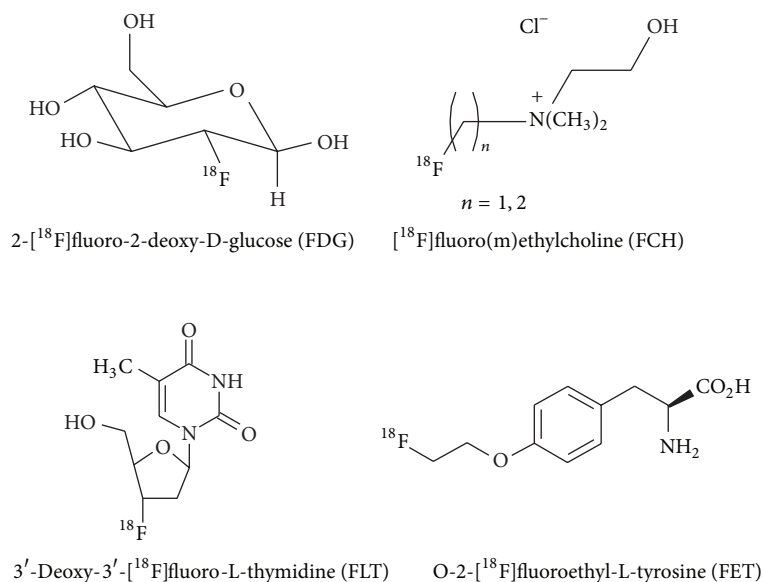
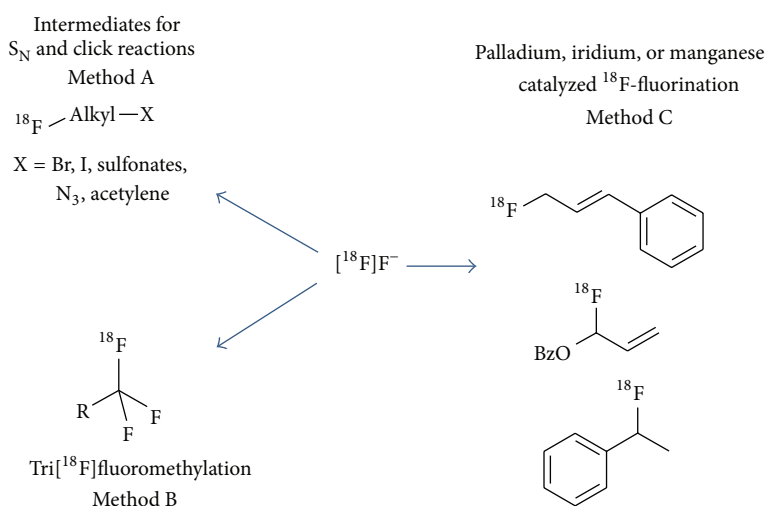


FIGURE 1: Nuclear reactions to produce fluorine-18 and the ^{18}F -fluorinating agents [^{18}F]fluoride, [^{18}F]fluorine gas, and [^{18}F]selectfluor bis(triflate).

[^{18}F]FDG, 3'-deoxy-3'-[^{18}F]fluorothymidine ([^{18}F]FLT), [^{18}F]fluoro(m)ethylcholine, and O-2-[^{18}F]fluoroethyl-L-tyrosine ([^{18}F]FET) (cf. Figure 2) [15, 37, 38]. [^{18}F]Fluoro(m)-ethylcholine is an example for ^{18}F -labelled endogenous compounds, whereas [^{18}F]FDG and [^{18}F]FLT are ^{18}F -labelled deoxy derivatives of the corresponding endogenous substances. In all cases a proton is replaced by a fluorine atom without changing the carbon skeleton of the original compound. In contrast, [^{18}F]FET is an example of an endogenous ^{18}F -labelled compound where the introduction of the radionuclide is performed by an ^{18}F -fluoroalkylation reaction. Here, the ^{18}F -label is introduced into the molecule by addition of further C-atoms which means that the skeleton of the molecule is significantly changed. Other examples of this kind of reaction are the ^{18}F -fluoroacylation and ^{18}F -fluoroamidation reactions which are widely used for labelling of macromolecules [39], most often in aqueous solution.

3.1. Intermediates for Nucleophilic Substitution and Other Coupling Reactions. The synthesis of intermediates for ^{18}F -fluoroalkylation is characterized by a two- or three-step procedure (cf. Figure 3) [40]. First, [^{18}F]fluoride is introduced into a molecule using precursors containing a good leaving group. The ^{18}F -labelled precursor is then isolated and purified before coupling with a further molecule.

In the first step the [^{18}F]fluoride has to be separated from the target water and activated for a nucleophilic substitution reaction. The standard conditions of these basic methods are described in several reviews [11, 32, 41]. A simplification of this approach was achieved by water removal on a strong anion-exchange resin [42] or by use of strong organic bases as additives replacing the inorganic bases or salts classically used in the resin eluent [43–46]. Instead of trapping on anion-exchange resins n.c.a. [^{18}F]fluoride can also be separated by electrochemical methods which are useful to minimize the reaction volume especially for the use in microfluidic systems [47–51]. The use of mixtures of nonpolar tert-alcohols with acetonitrile as a reaction medium enhanced the reactivity of cesium[^{18}F]fluoride or tetrabutylammonium [^{18}F]fluoride and reduced the formation of typical by-products compared

FIGURE 2: Important ¹⁸F-labelled radiotracers in clinical use.FIGURE 3: Pathways for aliphatic ¹⁸F-labelling intermediates starting from n.c.a. [¹⁸F]fluoride.

to those conventionally obtained only with dipolar aprotic solvents [52, 53].

Bromine and iodine and several sulfonate derivatives serve generally as leaving groups for a nucleophilic aliphatic radiofluorination [15, 40, 54, 55]. Alternatively, in the case of preparation of O-[¹⁸F]fluoromethylated aliphatic and aromatic ethers, the 1,2,3-triazolium triflate group serves as a very good nucleofuge for displacement by the [¹⁸F]fluoride ion [56].

The purification of ¹⁸F-fluorinating agents is performed by HPLC, solid phase extraction (SPE), or distillation. The main challenge is the complete separation of the ¹⁸F-labelled intermediate from the precursor which also would act as reaction partner in the following coupling step. This leads to unwanted side reactions which could lower the radiochemical yield (RCY) or necessitate a higher concentration

of the precursor for the subsequent coupling reaction. A purification of the ¹⁸F-fluorinating agent via HPLC (or GC) is very effective and is often used [57–59], but it is more inconvenient for automatization [60, 61]. The use of SPE [62–64] or a distillation process for purification is principally easier to automate [40]. For instance, 1-bromo-3-(nitrobenzene-4-sulfonyloxy)-propane as starting precursor will be retained in the reaction vessel during the distillation process of 1-bromo-3-[¹⁸F]fluoropropane, due to its very high boiling point, thus eliminating the risk of formation of pseudocarrier [65]. In a few cases the direct coupling of the ¹⁸F-labelled intermediate was performed without former separation and purification [66].

Another possibility for simplified workup is the use of fluorous solid phase extraction (FSPE). A nucleophilic ¹⁸F-fluorination of fluorous-tagged precursors can easily be

purified by FSPE regardless of the affinity of the untagged substrate for the stationary phase. FSPE-purified labelled compounds can then be used in subsequent reactions or more easily purified by HPLC before administration [67, 68]. A similar approach was performed using molecular imprinted polymers [69].

Coupling reactions of the ^{18}F -fluorination agent with the desired target molecule are performed either by the use of a further leaving group, by the click chemistry approach [70], by Staudinger ligation [71–73], or by Pd(0) mediated reactions [74].

A series of arylsulfonates were prepared as nucleophile assisting leaving groups (NALG) in which the metal chelating unit is attached to the aryl ring by an ether linker. Under microwave irradiation and without the assistance of a cryptand, such as Kryptofix 2.2.2, primary substrates with selected NALGs led to a 2-3-fold improvement in radiofluorination yields over traditional leaving groups [75].

3.2. Tri ^{18}F fluoromethyl Group. The CF_3 group has an electronegativity similar to that of oxygen [76] and is characterized by a large hydrophobic parameter as measured by the relative partition coefficient [77]. The trifluoromethyl group is an important pharmacophore present in many biologically active pharmaceutical and agrochemical drugs. The increased lipophilicity and a superior metabolic stability compared to that of the trifluoromethyl analogues often account for an improved activity profile [78]. Thus, radiolabelled trifluoromethyl groups are of potential interest to facilitate drug discovery. Earlier attempts to synthesize an ^{18}F -labelled trifluoromethyl group were also characterized by low RCY and low specific activity due to decomposition of the target material [79–81].

The recently published developments can be divided in aliphatic and aromatic tri ^{18}F fluoromethylation reactions (cf. Figure 3, method B).

A novel, one-step method for nucleophilic radiosynthesis of aliphatic tri ^{18}F fluoromethyl groups using the n.c.a. ^{18}F fluoride ion under relatively mild conditions was developed by incorporation of the radiolabel by an equivalent nucleophilic addition of H^{18}F to the 1-tosyl-2,2-difluorovinyl group (cf. Figure 4). The tosylate function then serves as leaving group in a subsequent coupling step [82, 83]. The specific activity of the tri ^{18}F fluoromethylether was determined to be 86 MBq/nmol. The need of a double bond to achieve the addition of the ^{18}F fluoride limits this reaction to aliphatic tri ^{18}F fluoromethylations.

Aromatic tri ^{18}F fluoromethyl groups were formerly synthesized using hardly accessible aromatic- CF_2Br groups [84]. Two new approaches were published quite recently (cf. Figure 5). Both methods start with an aliphatic precursor which is first labelled with fluorine-18 and then coupled to the benzene ring. In a two-step procedure tri ^{18}F fluoromethane (^{18}F fluoroform) available from difluoroiodomethane and ^{18}F fluoride [85] is coupled in a copper(I) mediated reaction to aromatic halides using potassium tert-butoxide as base.

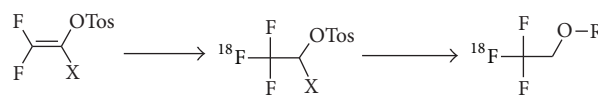


FIGURE 4: New aliphatic tri ^{18}F fluoromethylation.

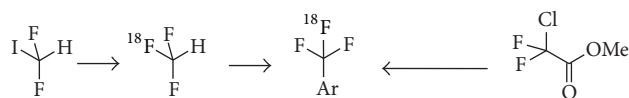


FIGURE 5: Aromatic tri ^{18}F fluoromethylation reactions.

The RCY was determined up to 65% with a specific activity of up to 50 GBq/ μmol [86]. This method has recently been improved performing a one-pot synthesis in the presence of copper(I)bromide, N,N-diisopropyl-N-ethylamine, and the corresponding iodoarene without separation of the ^{18}F fluoroform intermediate [87]. The RCYs of the desired tri ^{18}F fluoroarenes were determined with up to 90%, but no information on the specific activities was given.

An alternative method is used in a one-pot process. The trifluoromethylation agent ^{18}F CF_3Cu , generated *in situ* from methyl chlorodifluoroacetate, CuI, TMEDA, and ^{18}F fluoride, is coupled to (hetero)aryl iodides in RCYs ranging from 17 to 87% [88]. A drawback of this procedure is still the relative low specific activity of 0.1 GBq/ μmol exemplified so far only for 4-tri ^{18}F fluoromethyl nitrobenzene. However, the method enables an efficient tri- ^{18}F fluoromethylation of complex molecules like ^{18}F fluoxetine. N-Boc protected ^{18}F fluoxetine was readily prepared in 37% RCY. The subsequent N-Boc deprotection delivered ^{18}F fluoxetine with 95% yield. A more detailed review on the scope and limitations of the radiosynthesis of tri ^{18}F fluoromethyl groups is provided as part of this special issue [89].

3.3. Palladium, Manganese and Iridium Catalyzed ^{18}F -Fluorovinylation. Transition metal catalyzed allylic substitution is a powerful method for carbon–carbon and carbon–heteroatom bond formation (cf. Figure 3 above, method C). These reactions encompass a wide variety of heteroatoms (N, O, and S) as nucleophiles [90]. In the field of ^{18}F -chemistry a palladium catalyzed allylic fluorination reaction was developed and transferred to n.c.a. conditions yielding ^{18}F -labelled cinnamyl fluoride starting from ^{18}F TBAF, cinnamyl methyl carbonate, $[\text{Pd}(\text{dba})_2]$, and triphenylphosphine in anhydrous acetonitrile [91].

Further, a rapid allylic fluorination method utilizing trichloroacetimidates in conjunction with an iridium catalyst has been developed. The reaction is performed at room temperature without the need of inert gas atmosphere and relies on the $\text{Et}_3\text{N}\cdot 3\text{HF}$ reagent to provide branched allylic fluorides with complete regioselectivity. This high-yielding reaction can be carried out on a multigram scale and shows considerable functional group tolerance. The use of Kryptofix 2.2.2/ K_2CO_3 allowed an incorporation of fluorine-18 within 10 min [92]. The RCY of allylic ^{18}F fluoride was determined

to be 38%. A specific activity for the aforementioned reactions, however, was not reported.

A new method enables the facile n.c.a. ^{18}F -labelling of aliphatic C–H bonds in benzylic position using manganese salen catalysts with RCY ranging from 20% to 72% within 10 min without the need for preactivation of the labelling precursor [93].

4. Aromatic and Heteroaromatic Intermediates

4.1. ^{18}F -Labelled Aromatic and Heteroaromatic Intermediates by Classic Approaches. Historically, the use of the Balz-Schiemann or Wallach reaction was the first attempt to synthesize ^{18}F -labelled aromatic rings starting from ^{18}F fluoride (cf. Figure 6, method A) [94, 95]. However, the thermal decomposition of the corresponding aryl diazonium salts and of the aryl triazenes is characterized by low RCY, a low specific radioactivity, and extensive by-product formation [95]. The use of tetrachloroborate or 2,4,6-triisopropylbenzenesulfonate as counterions led to improvements of the Balz-Schiemann reaction which enables the synthesis of ^{18}F fluoroarenes in 39% RCY at the n.c.a. level, exemplified for 4- ^{18}F fluorotoluene [96]. In a recently published study these nucleophilic ^{18}F -labelling methods were reinvestigated using polymer bound aryl diazonium salts and aryl triazenes [97]. The solid phase supported de-diazofluorination using arenediazonium cations, ionically bound to a sulfonate functionalised ion exchange resin, was, however, not suitable for nucleophilic ^{18}F -labelling of aromatic compounds, whereas the solid supported triazene yielded the ^{18}F -labelled product in a reasonable RCY of 16%.

Most successful for the introduction of fluorine-18 into aromatic rings is the conventional aromatic nucleophilic substitution ($\text{S}_{\text{N}}\text{Ar}$) reaction using the ^{18}F fluoride anion to displace a suitable leaving group from an electron deficient benzene ring. As leaving groups serve halides, the nitro and the trimethylammonium function. The activation of the aromatic ring is usually achieved by suitable functional groups with a–M effect like the carbonyl, carboxyl, cyano, and nitro group [32]. These highly activating groups especially enable the efficient introduction of ^{18}F fluoride into aromatic rings to label small ^{18}F -intermediates for build-up syntheses. The activating functionality is then converted by reduction, oxidation, or hydrolysis to nucleophilic groups for subsequent coupling reactions. The n.c.a. intermediates 4- ^{18}F fluoroaniline, 4- ^{18}F fluorobenzylamine [98, 99], 4- ^{18}F fluorobenzoic acid, or 4- ^{18}F fluorophenol (see Section 3.3), which are not directly achievable by a ^{18}F -fluorination reaction, are obtained by these strategies (cf. Figure 7) [16, 100]. 4- ^{18}F Fluorobenzaldehyde is also used in multicomponent reactions to yield ^{18}F -radiotracers with the label positioned on an aryl moiety, not susceptible to direct nucleophilic fluorination [101].

The azocarbonyl unit is a new group for activation of the arene ring by an $\text{S}_{\text{N}}\text{Ar}$ mechanism. The aromatic core of phenylazocarboxylic esters is highly activated towards nucleophilic aromatic ^{18}F -substitution (cf. Figure 8) [102].

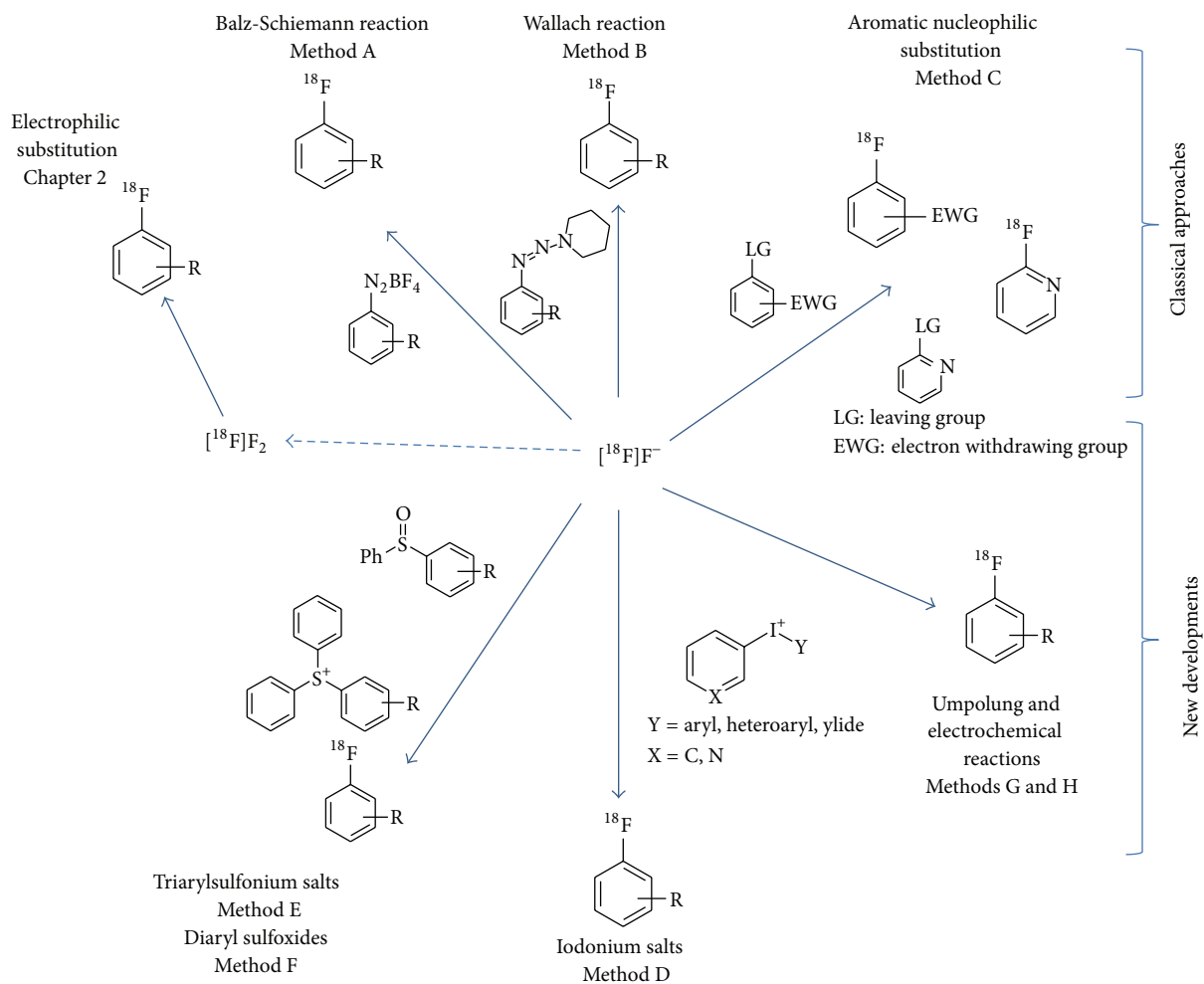
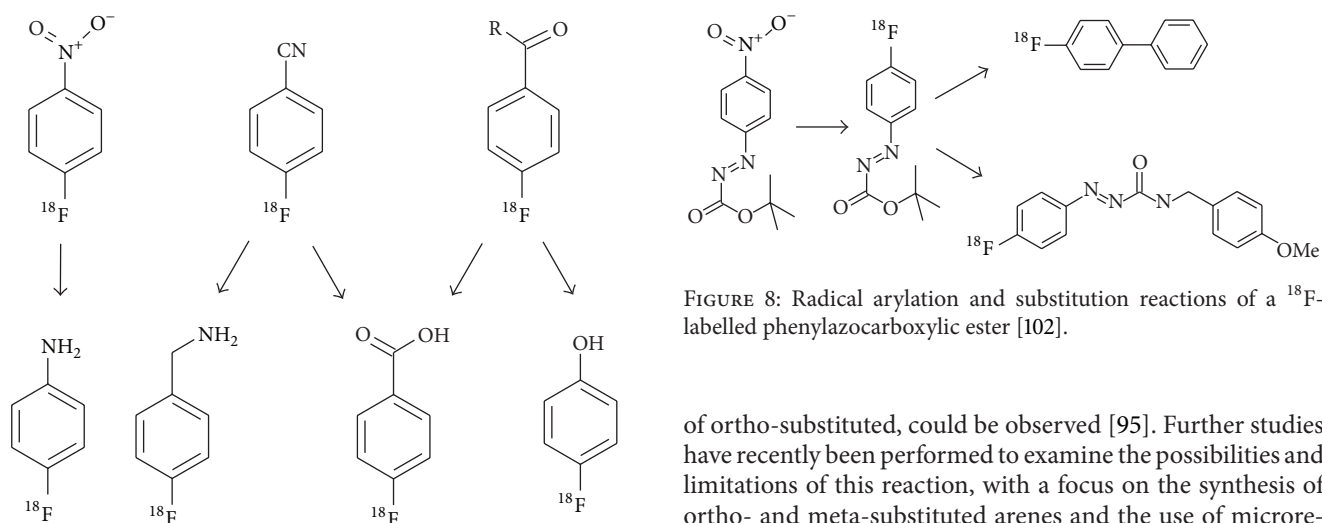
This kind of compounds was converted in a radical arylation reaction into biaryl compounds or in substitutions at its carbonyl unit to produce azocarboxamides. Because of the high reactivity of the aryl radical, side products like ^{18}F fluorobenzene and 4- ^{18}F fluorophenol were also formed.

The conventional nucleophilic aromatic substitution reaction can principally be used for the n.c.a. ^{18}F -labelling of aromatic rings in complex molecules [14]. However, the direct introduction of ^{18}F fluoride is often hampered by a lack of activation and further functional groups, especially those which have acidic protons. In the case of free amino, hydroxyl, or carboxylic acid functions the use of protecting groups is indispensable which have to be removed at the end of synthesis. Generally, the direct ^{18}F -labelling of complex molecules enables the establishment of one-pot syntheses which is advantageous of being better introduced in a remote controlled synthesizer. In a multistep synthesis the intermediates have often to be purified (e.g., [103]) which hampers the installation in a synthesis module. Thus, one-pot syntheses are normally preferable over the build-up synthesis using several reactor vessels. There are exceptions to this rule, for example, when the build-up synthesis gives substantially higher RCYs [104].

In contrast to benzene, some heteroarenes like pyridine efficiently support the $\text{S}_{\text{N}}\text{Ar}$ reaction and can directly be used to prepare ^{18}F -labelled heteroarenes in the 2- or 4-position [105–107]. Because of its straightforward feasibility, this method was even applied for radiofluorination of complex structures containing an azabenzoxazole [108], a 1,3-thiazole [109], a fluoropurine [110], a pyridine [111–118], a quinolinol [119], or a pyrimidine moiety [120].

4.2. New Developments on Radiofluorination of Arenes. In general, the examination of new methods for ^{18}F -labelling of arene rings focuses on the late stage introduction of ^{18}F fluorine into complex organic molecules without the need of any transformation reaction afterwards. This principally simplifies the establishment of ^{18}F -labelling methods in fully automated, remotely controlled synthesis units. However, these new methods are also useful for the synthesis of small intermediates for build-up synthesis. The novel methods of two prominent ones, ^{18}F fluorophenol and ^{18}F fluoro-halobenzene, are separately described (see Sections 4.3 and 4.4).

4.2.1. Iodonium Salts (See Figure 6, Method D, and Figure 9). The classical approach of n.c.a. nucleophilic aromatic ^{18}F -substitution reactions is limited to activated arene rings. The use of diaryliodonium salts enables the introduction of n.c.a. ^{18}F fluoride into aromatic rings without further activation of strong electron withdrawing groups, which was first demonstrated in 1995 [121]. The reaction via an $\text{S}_{\text{N}}\text{Ar}$ mechanism leads to n.c.a. ^{18}F fluoroarenes and the corresponding iodoarenes. The nucleophilic attack on the diaryliodonium salt occurs preferably at the more electron-deficient ring and a steric influence of substituents, especially

FIGURE 6: Pathways for aromatic ^{18}F -labelling.FIGURE 7: ^{18}F -labelled aromatic small molecules available by $\text{S}_{\text{N}}\text{Ar}$ reactions used as intermediates and further important ^{18}F -intermediates derived therefrom.FIGURE 8: Radical arylation and substitution reactions of a ^{18}F -labelled phenylazocarboxylic ester [102].

of ortho-substituted, could be observed [95]. Further studies have recently been performed to examine the possibilities and limitations of this reaction, with a focus on the synthesis of ortho- and meta-substituted arenes and the use of microreactors [122–124].

An interesting aspect here is that the reaction of diaryliodonium salts with ^{18}F fluoride is feasible in the presence of water, however, depending on the substituents present

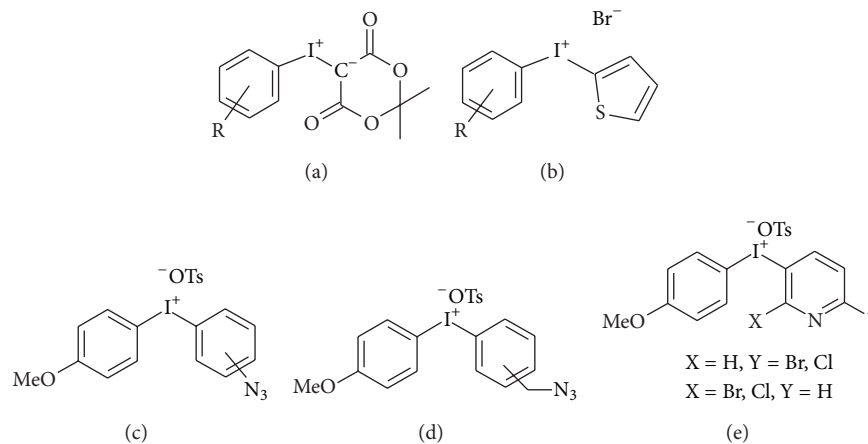


FIGURE 9: Structures of several iodonium salts for ^{18}F -labelling: (a) iodonium ylide, (b) aryl(thienyl)iodonium salt, (c) [(azidomethyl)phenyl] (4'-methoxyphenyl) iodonium tosylate, (d) [(azido)phenyl](4'-methoxyphenyl) iodonium tosylates, and (e) halopyridinyl-(4'-methoxyphenyl)iodonium tosylate.

on the arene ring. Iodonium salts bearing a para- or ortho-electron-withdrawing group (e.g., p-CN) reacted rapidly (~ 3 min) to give the expected major ^{18}F fluoroarene product in useful, albeit moderate radiochemical yields even when the solvent had a water content of up to 28%. Iodonium salts bearing electron-withdrawing groups in metaposition (e.g., m- NO_2) or an electron-donating substituent (p-OMe) gave low radiochemical yields under the same conditions. The finding that ^{18}F fluoroarenes, that having an ortho-alkyl substituent or an ortho- or a para-electron withdrawing group, can be synthesized without the need to remove irradiated water or to add a cryptand, could be attractive in some radiotracer production settings, particularly as this method saves time, avoids any need for automated drying of cyclotron-produced ^{18}F fluoride, and also avoids substantial loss of radioactivity through adsorption onto hardware surfaces [125].

In order to control the attack of the ^{18}F fluoride ion on the diaryliodonium salts it is important that one arene ring be more electron-rich than the ring to be labelled with fluorine-18. Here, the use of symmetrically substituted diaryliodonium salts [126] or the use of aryl(heteroaryl) iodonium salts [127] is an alternative to direct the ^{18}F -labelling to the desired ring. More recently, the use of aryliodonium ylides became of interest for this purpose. The electron-rich status of the ylides, made, for example, from dimedone (5,5-dimethylcyclohexane-1,3-dione), even enables the synthesis of electron-rich arenes in high RCY [128]. This type of precursor has recently been demonstrated to be even suitable for complex molecules [129].

Some special intermediates like azide-containing diaryliodonium salts bearing an azidomethyl group on one aryl ring and with a 4-methoxy group on the second one enable the synthesis of click-labelling synthons up to 50 % RCY, even in the presence of a high fraction of water in the reaction solvent [130].

Halopyridinyl-(4'-methoxyphenyl)iodonium tosylates were used to rapidly produce ^{18}F fluorohalopyridines and

in useful RCYs, including the otherwise difficult to access 3- ^{18}F fluorohaloisomers [131].

4.2.2. Sulfur Activated Systems (See Figure 6 and Methods E and F). Another newer method for the ^{18}F -labelling of non-activated aromatic compounds makes use of triarylsulfonium salts. The method is applicable to a wide range of substituted aryl systems including amides [132].

A new radiosynthetic method for producing n.c.a. ^{18}F fluoroarenes is based on the reactions of diaryl sulfonides bearing electron-withdrawing paragroups with the ^{18}F fluoride ion. These reactions are relatively mild, rapid, and efficient. However, this reaction is limited to aromatic rings bearing an electron withdrawing function like the nitro, cyano, or trifluoromethyl group [133].

4.2.3. Umpolung Reactions (See Figure 6 and Methods G and H). New concepts to synthesize ^{18}F -labelled aromatic rings try to achieve fluoride-derived electrophilic n.c.a. fluorination reagents by fluoride umpolung [134, 135]. A preliminary realization of this concept was achieved by using a n.c.a. ^{18}F fluoride capture by a Pd(IV) complex to form an electrophilic ^{18}F -fluorination reagent followed by a subsequent n.c.a. ^{18}F -fluorination of palladium aryl complexes [136, 137]. Another kind of palladium catalyzed fluoride activation enables the synthesis of ^{18}F -labelled 1- ^{18}F fluoronaphthalene in 33% RCY but only in the presence of fluoride carrier [138]. Another advanced method for a transition metal catalyzed late-stage radiofluorination relies on a one-step oxidative ^{18}F -fluorination using a nickel aryl complex and a strong oxidation agent [139].

^{18}F Fluoride can also be introduced into organic molecules by electrochemical oxidative fluorination via an aryl cation that undergoes rearomatization by loss of a proton. Oxidation of benzene in an electrolysis cell, using $\text{Et}_3\text{N}\cdot 3\text{HF}$ and $\text{Et}_3\text{N}\cdot \text{HCl}$ in acetonitrile as the electrolyte, gave c.a. ^{18}F fluorobenzene in 17% RCY [140] and

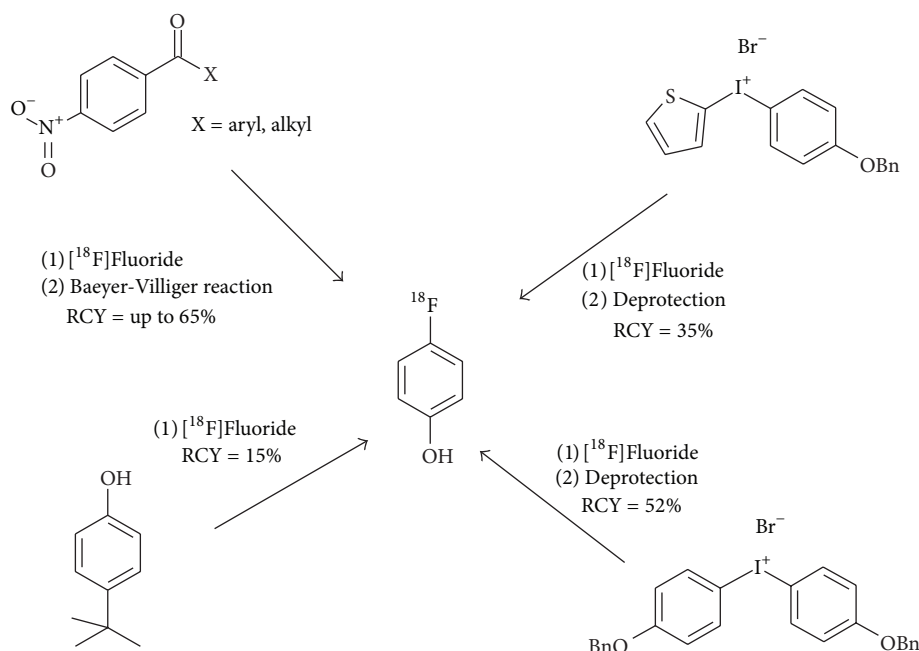


FIGURE 10: Methods for the synthesis of n.c.a. 4- ^{18}F fluorophenol.

^{18}F fluorophenylalanine in 10.5% RCY with a specific activity of 1.2 GBq/mmol [141].

However, the aim of all these methods is the late stage ^{18}F -fluorination of electron-neutral and electron-rich aromatic compounds to simplify the synthesis of radiotracers. Regarding the palladium and nickel reactions, the precursor synthesis is often complex, has to be carefully handled under inert atmosphere, and needs high synthetic experience. This method is far from ideal, given the many reagents and demanding reaction conditions necessary, which hamper to fulfill a “good manufacturing practice” (GMP) pharmaceutical production [142, 143]. Thus, although principally applicable, their limitation and complexity do not warrant usefulness for the syntheses of build-up intermediates, as there are more efficient methods available for those molecules.

4.3. N.c.a. 4- ^{18}F Fluorophenol. 4- ^{18}F Fluorophenol is a versatile structural unit for the synthesis of more complex radiopharmaceuticals bearing a 4- ^{18}F fluorophenoxy moiety. Former syntheses of n.c.a. 4- ^{18}F fluorophenol were made either by a modified Balz-Schiemann reaction or by hydrolysis of a 4- ^{18}F fluorobenzene diazonium salt with radiochemical yields of only 10–15% and 15–33% within 35 and 60 min, respectively [144]. These methods required either the preparation of an anhydrous tetrachloroborate or a two-step synthesis from ^{18}F fluoroaniline and were not established for radiotracer production.

A more reliable preparation of n.c.a. 2- and 4- ^{18}F fluorophenol was achieved using the Baeyer-Villiger reaction on ^{18}F -labelled benzaldehyde, acetophenone, or benzophenone derivatives. Total radiochemical yields of about 25% were received using *m*-chloroperbenzoic acid as oxidant in the presence of trifluoroacetic acid [145]. The Baeyer-Villiger

reaction of ^{18}F -labelled benzophenone derivatives containing further electron withdrawing groups yielded up to 65% of 4- ^{18}F fluorophenol within 60 min with a high radiochemical purity. However, a considerable disadvantage of this method is the somewhat cumbersome work-up of the aqueous reaction mixture in order to isolate the product for its further use [146]. The formation of ^{18}F -labelled 4-phenol derivatives by Baeyer-Villiger oxidation was, for example, applied to the direct ^{18}F -fluorination of 6- ^{18}F fluoro-L-dopa [147].

A novel radiochemical transformation by an oxidative ^{18}F -fluorination of tert-butylphenols uses the concept of an aryl umpolung (cf. Figure 10) and is also applicable to other O-unprotected phenols. The reaction is performed at room temperature by applying a one-pot protocol and can also be performed in a commercially available microfluidic device [148].

Furthermore, aryl(thienyl) iodonium salts [149] and bis(4-benzyloxyphenyl) iodonium salts [150] have successfully been employed for the preparation of ^{18}F fluorophenol in a two-step procedure. Compared with the Baeyer Villiger method using benzophenone derivatives, this pathway saves 20 to 45 min of preparation time and delivers ^{18}F fluorophenol in an organic solution. So these methods are more useful for subsequent coupling reactions under anhydrous conditions. In contrast to the aryl umpolung reaction, the iodonium strategy, however, necessitates a deprotection step after the ^{18}F -exchange.

4.4. N.c.a. 4- ^{18}F Fluorohalobenzene. Recently, the synthesis of 4- ^{18}F fluorohalobenzenes has comprehensively been described [151]; here a few further aspects are added.

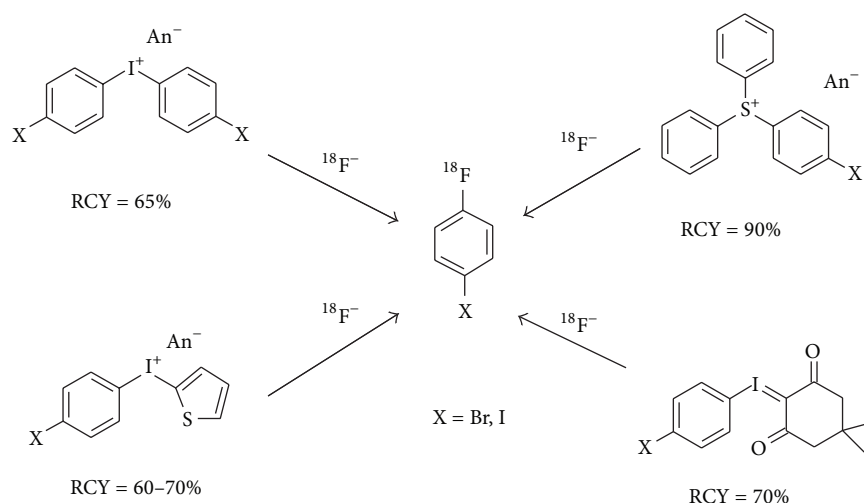


FIGURE 11: Most efficient one-step approaches for the n.c.a synthesis of [^{18}F]fluoro-halobenzenes.

1-Bromo-4- ^{18}F fluorobenzene or 4- ^{18}F fluoro-1-iodobenzene serves as intermediates for C–C coupling reactions using Grignard-, lithium- [152], or palladium-mediated reactions [151, 153]. In Figure 11 the most efficient routes for the synthesis of n.c.a. 4- ^{18}F fluorohalobenzenes are illustrated. The use of symmetrically substituted diaryliodonium salts enables an efficient one-step synthesis of n.c.a. 1-bromo-4- ^{18}F fluorobenzene [154] as well as n.c.a. 4- ^{18}F fluoro-1-iodobenzene [155]. For the latter, the precursor synthesis is more challenging and has recently been improved [156]. The precursor syntheses of iodophenylthienyliodonium bromide and 4-iodophenyl-iodonium-(5-[2,2-dimethyl-1,3-dioxane-4,6-dione]) ylide [157] are easier to perform and the latter gave up to 70% RCY of 4- ^{18}F fluoro-1-iodobenzene [158]. The most efficient method for the one-step synthesis of 4- ^{18}F fluoro-1-iodobenzene is, however, the use of triarylsulfonium salts [132, 159] which leads to 90% RCY. A challenge, when using iodonium salts as precursor for the synthesis of 4- ^{18}F fluorohalobenzenes, is the formation of other nonradioactive halobenzene derivatives which are normally not separated from the ^{18}F -labelled product and thus could hamper the final product separation.

5. Conclusion

The lack of universally useful methods for direct n.c.a. radiofluorination of complex molecules causes the wide use of ^{18}F -labelled intermediates for the build-up synthesis of radiotracers. Nevertheless, multistep build-up syntheses of ^{18}F -labelled radiotracers are confronted with several fundamental challenges, which often hamper a remotely controlled, large scale production by this type of reactions. Time consuming separation steps and the use of moisture or even air sensitive reagents complicate the automation of these build-up syntheses. Their application is therefore limited to specialized laboratories with the suitable equipment and experienced staff. The use of build-up reactions then often

enables the only way to achieve the synthesis of new radiotracers. Once proven that a radiotracer has the potential to be a useful radiopharmaceutical for molecular imaging, most often ways can be found to establish its routine production via an alternative, simpler synthetic concept and/or by optimisation. Here, the novel developments in umpolung reactions or the improvements in iodonium chemistry in ^{18}F -labelling of arenes are promising methods, which might also be effective for the late-stage ^{18}F -fluorination of complex precursors. However, their suitability for daily routine GMP-production of radiopharmaceuticals remains to be elucidated.

Conflict of Interests

The author declares that there is no conflict of interests regarding the publication of this paper.

Acknowledgment

The author wishes to thank Professor Heinz H. Coenen for his critical discussions and helpful suggestions.

References

- [1] S. M. Ametamey, M. Honer, and P. A. Schubiger, "Molecular imaging with PET," *Chemical Reviews*, vol. 108, no. 5, pp. 1501–1516, 2008.
- [2] S. Y. Lu and V. W. Pike, "Micro-reactors for PET tracer labeling," in *PET Chemistry: the Driving Force in Molecular Imaging*, P. A. Schubiger, L. Lehmann, and M. Friebe, Eds., vol. 62 of *Ernst Schering Research Foundation Workshop*, pp. 271–287, Springer, Berlin, Germany, 2007.
- [3] G. Pascali, P. Watts, and P. A. Salvadori, "Microfluidics in radiopharmaceutical chemistry," *Nuclear Medicine and Biology*, vol. 40, no. 6, pp. 776–787, 2013.
- [4] S. H. Liang, T. L. Collier, B. H. Rotstein et al., "Rapid microfluidic flow hydrogenation for reduction or deprotection of ^{18}F -labeled compounds," *Chemical Communications*, vol. 49, pp. 8755–8757, 2013.

- [5] A. Lebedev, R. Miraghaie, K. Kotta et al., "Batch-reactor microfluidic device: first human use of a microfluidically produced PET radiotracer," *Lab on a Chip: Miniaturisation for Chemistry and Biology*, vol. 13, no. 1, pp. 136–145, 2013.
- [6] K. Dahl, M. Schou, and C. Halldin, "Radiofluorination and reductive amination using a microfluidic device," *Journal of Labelled Compounds and Radiopharmaceuticals*, vol. 55, no. 13, pp. 455–459, 2012.
- [7] V. Bouvet, M. Wuest, P.-H. Tam, M. Wang, and F. Wuest, "Microfluidic technology: an economical and versatile approach for the synthesis of O-(2-[¹⁸F]fluoroethyl)-L-tyrosine ([¹⁸F]FET)," *Bioorganic and Medicinal Chemistry Letters*, vol. 22, no. 6, pp. 2291–2295, 2012.
- [8] V. R. Bouvet, M. Wuest, L. I. Wiebe, and F. Wuest, "Synthesis of hypoxia imaging agent 1-(5-deoxy-5-fluoro- α -D-arabino-furanosyl)-2-nitroimidazole using microfluidic technology," *Nuclear Medicine and Biology*, vol. 38, no. 2, pp. 235–245, 2011.
- [9] C. Rensch, A. Jackson, S. Lindner et al., "Microfluidics: a groundbreaking technology for PET tracer production?" *Molecules*, vol. 18, no. 7, pp. 7930–7956, 2013.
- [10] B. Y. Yang, J. M. Jeong, Y.-S. Lee, D. S. Lee, J.-K. Chung, and M. C. Lee, "Facile calculation of specific rate constants and activation energies of ¹⁸F-fluorination reaction using combined processes of coat-capture-elution and microfluidics," *Tetrahedron*, vol. 67, no. 13, pp. 2427–2433, 2011.
- [11] L. Cai, S. Lu, and V. W. Pike, "Chemistry with [¹⁸F]fluoride ion," *European Journal of Organic Chemistry*, no. 17, pp. 2853–2873, 2008.
- [12] W. Wadsak, L.-K. Mien, D. E. Ettlenger et al., "¹⁸F fluoroethylations: different strategies for the rapid translation of ¹¹C-methylated radiotracers," *Nuclear Medicine and Biology*, vol. 34, no. 8, pp. 1019–1028, 2007.
- [13] B. Amaraesekera, P. D. Marchis, K. P. Bobinski et al., "High-pressure, compact, modular radiosynthesizer for production of positron emitting biomarkers," *Applied Radiation and Isotopes*, vol. 78, pp. 88–101, 2013.
- [14] J. Ermert and H. H. Coenen, "Nucleophilic ¹⁸F-fluorination of complex molecules in activated carbocyclic aromatic position," *Current Radiopharmaceuticals*, vol. 3, no. 2, pp. 109–126, 2010.
- [15] D. Roeda and F. Dollé, "Aliphatic nucleophilic radiofluorination," *Current Radiopharmaceuticals*, vol. 3, no. 2, pp. 81–108, 2010.
- [16] J. Ermert and H. H. Coenen, "No-carrier-added [¹⁸F]fluorobenzene derivatives as intermediates for built-up radiosyntheses," *Current Radiopharmaceuticals*, vol. 3, no. 2, pp. 127–160, 2010.
- [17] B. Kuhnast and F. Dollé, "The challenge of labeling macromolecules with fluorine-18: three decades of research," *Current Radiopharmaceuticals*, vol. 3, no. 3, pp. 174–201, 2010.
- [18] T. A. D. Smith, "Fluoride labelling of macromolecules in aqueous conditions: silicon and boron-aryl-based [¹⁸F]fluorine acceptors, [¹⁸F]FDG conjugation and Al¹⁸F chelation," *Journal of Labelled Compounds and Radiopharmaceuticals*, vol. 55, no. 8, pp. 281–288, 2012.
- [19] W. J. McBride, R. M. Sharkey, H. Karacay et al., "A novel method of ¹⁸F radiolabeling for PET," *Journal of Nuclear Medicine*, vol. 50, no. 6, pp. 991–998, 2009.
- [20] P. Laverman, W. J. McBride, R. M. Sharkey et al., "A novel facile method of labeling octreotide with ¹⁸F-fluorine," *Journal of Nuclear Medicine*, vol. 51, no. 3, pp. 454–461, 2010.
- [21] W. J. McBride, C. A. D'Souza, H. Karacay, R. M. Sharkey, and D. M. Goldenberg, "New lyophilized kit for rapid radiofluorination of peptides," *Bioconjugate Chemistry*, vol. 23, no. 3, pp. 538–547, 2012.
- [22] Z. Liu, Y. Li, J. Lozada et al., "Stoichiometric leverage: rapid ¹⁸F-aryltrifluoroborate radiosynthesis at high specific activity for click conjugation," *Angewandte Chemie: International Edition*, vol. 52, no. 8, pp. 2303–2307, 2013.
- [23] R. Schirmacher, G. Bradtmöller, E. Schirmacher et al., "¹⁸F-labeling of peptides by means of an organosilicon-based fluoride acceptor," *Angewandte Chemie: International Edition*, vol. 45, no. 36, pp. 6047–6050, 2006.
- [24] L. Mu, P. A. Schubiger, and S. M. Ametamey, "[¹⁸F]fluoro-silicon- and [¹⁸F]fluoroboron-based biomolecules for PET imaging," *Current Radiopharmaceuticals*, vol. 3, no. 3, pp. 224–242, 2010.
- [25] L. O. Dialer, S. V. Selivanova, C. J. Müller et al., "Studies toward the development of new silicon-containing building blocks for the direct ¹⁸F-labeling of peptides," *Journal of Medicinal Chemistry*, vol. 56, pp. 7552–7563, 2013.
- [26] B. Wängler, A. P. Kostikov, S. Niedermoser et al., "Protein labeling with the labeling precursor [¹⁸F]SiFA-SH for positron emission tomography," *Nature Protocols*, vol. 7, no. 11, pp. 1964–1969, 2012.
- [27] Y. Joyard, R. Azzouz, L. Bischoff et al., "Synthesis of new ¹⁸F-radiolabeled silicon-based nitroimidazole compounds," *Bioorganic and Medicinal Chemistry*, vol. 21, no. 13, pp. 3680–3688, 2013.
- [28] K. Kettenbach, H. Schieferstein, and T. Ross, "¹⁸F-Labeling using click cycloadditions," *BioMed Research International*, vol. 2014, Article ID 361329, 16 pages, 2014.
- [29] S. Maschauer and O. Prante, "Sweetening pharmaceutical radiochemistry by fluoroglycosylation: a short review," *BioMed Research International*, vol. 2014, Article ID 214748, 16 pages, 2014.
- [30] V. Bernard-Gauthier, C. Wängler, E. Schirmacher et al., "¹⁸F-Labeled silicon-based fluoride acceptors-opportunities for novel positron emitting radiopharmaceuticals," *BioMed Research International*. In press.
- [31] S. M. Qaim, J. C. Clark, C. Crouzel et al., "PET radionuclide production," in *Radiopharmaceuticals for Positron Emission Tomography: Methodological Aspects*, G. Stöcklin and V. W. Pike, Eds., pp. 15–26, Kluwer Academic Publishers, Dordrecht, The Netherlands, 1993.
- [32] H. H. Coenen, "Fluorine-18 labeling methods: features and possibilities of basic reactions," in *PET Chemistry: The Driving Force in Molecular Imaging*, P. A. Schubiger, L. Lehmann, and M. Friebe, Eds., vol. 62 of *Ernst Schering Research Foundation Workshop*, pp. 15–50, Springer, Berlin, Germany, 2007.
- [33] H. Teare, E. G. Robins, E. Årstad, S. K. Luthra, and V. Gouverneur, "Synthesis and reactivity of [¹⁸F]-N-fluorobenzene-sulfonimide," *Chemical Communications*, no. 23, pp. 2330–2332, 2007.
- [34] J. Bergman, P. Johnström, M. Haaparanta, O. Solin, T. Duelfer, and S. Stone-Elander, "Radiolabelling of 2-oxoquazepam with electrophilic ¹⁸F prepared from [¹⁸F]fluoride," *Applied Radiation and Isotopes*, vol. 46, no. 10, pp. 1027–1034, 1995.
- [35] H. Teare, E. G. Robins, A. Kirjavainen et al., "Radiosynthesis and evaluation of [¹⁸F]Selectfluor bis(triflate)," *Angewandte Chemie: International Edition*, vol. 49, no. 38, pp. 6821–6824, 2010.

- [36] I. S. R. Stenhagen, A. K. Kirjavainen, S. J. Forsback et al., "Fluorination of an arylboronic ester using [^{18}F]selectfluor bis(triflate): application to 6- ^{18}F fluoro-L-DOPA," *Chemical Communications*, vol. 49, no. 14, pp. 1386–1388, 2013.
- [37] H.-J. Wester, "Nuclear imaging probes: from bench to bedside," *Clinical Cancer Research*, vol. 13, no. 12, pp. 3470–3481, 2007.
- [38] H. H. Coenen, P. H. Elsinga, R. Iwata et al., "Fluorine-18 radiopharmaceuticals beyond [^{18}F]FDG for use in oncology and neurosciences," *Nuclear Medicine and Biology*, vol. 37, no. 7, pp. 727–740, 2010.
- [39] H. J. Wester and M. Schottelius, "Fluorine-18 labeling of peptides and proteins," in *PET Chemistry: the Driving Force in Molecular Imaging*, A. P. Schubiger, L. Lehmann, and M. Friebe, Eds., vol. 62 of *Ernst Schering Research Foundation Workshop*, pp. 79–111, 2007.
- [40] M.-R. Zhang and K. Suzuki, "[^{18}F]Fluoroalkyl agents: synthesis, reactivity and application for development of PET ligands in molecular imaging," *Current Topics in Medicinal Chemistry*, vol. 7, no. 18, pp. 1817–1828, 2007.
- [41] O. Jacobson and X. Chen, "PET designated fluoride-18 production and chemistry," *Current Topics in Medicinal Chemistry*, vol. 10, no. 11, pp. 1048–1059, 2010.
- [42] S. H. Wessmann, G. Henriksen, and H.-J. Wester, "Cryptate mediated nucleophilic ^{18}F -fluorination without azeotropic drying," *NuklearMedizin*, vol. 51, no. 1, pp. 1–8, 2012.
- [43] C. F. Lemaire, J. J. Aerts, S. Voccia et al., "Fast production of highly reactive no-carrier-added [^{18}F] fluoride for the labeling of radiopharmaceuticals," *Angewandte Chemie: International Edition*, vol. 49, no. 18, pp. 3161–3164, 2010.
- [44] J. Aerts, S. Voccia, C. Lemaire et al., "Fast production of highly concentrated reactive [^{18}F] fluoride for aliphatic and aromatic nucleophilic radiolabelling," *Tetrahedron Letters*, vol. 51, no. 1, pp. 64–66, 2010.
- [45] B. Mathiessen, A. T. I. Jensen, and F. Zhuravlev, "Homogeneous nucleophilic radiofluorination and fluorination with phosphazene hydrofluorides," *Chemistry*, vol. 17, no. 28, pp. 7796–7805, 2011.
- [46] B. Mathiessen and F. Zhuravlev, "Automated solid-phase radiofluorination using polymer-supported phosphazenes," *Molecules*, vol. 18, pp. 10531–10547, 2013.
- [47] K. Hamacher, T. Hirschfelder, and H. H. Coenen, "Electrochemical cell for separation of [^{18}F]fluoride from irradiated ^{18}O -water and subsequent no carrier added nucleophilic fluorination," *Applied Radiation and Isotopes*, vol. 56, no. 3, pp. 519–523, 2002.
- [48] G. Reischl, W. Ehrlichmann, and H.-J. Machulla, "Electrochemical transfer of [^{18}F] fluoride from [^{18}O]water into organic solvents ready for labeling reactions," *Journal of Radioanalytical and Nuclear Chemistry*, vol. 254, no. 1, pp. 29–31, 2002.
- [49] H. Saiki, R. Iwata, H. Nakanishi et al., "Electrochemical concentration of no-carrier-added [^{18}F]fluoride from [^{18}O]water in a disposable microfluidic cell for radiosynthesis of ^{18}F -labeled radiopharmaceuticals," *Applied Radiation and Isotopes*, vol. 68, no. 9, pp. 1703–1708, 2010.
- [50] R. Wong, R. Iwata, H. Saiki, S. Furumoto, Y. Ishikawa, and E. Ozeki, "Reactivity of electrochemically concentrated anhydrous [^{18}F]fluoride for microfluidic radiosynthesis of ^{18}F -labeled compounds," *Applied Radiation and Isotopes*, vol. 70, no. 1, pp. 193–199, 2012.
- [51] S. Sadeghi, V. Liang, S. Cheung et al., "Reusable electrochemical cell for rapid separation of [^{18}F]fluoride from [^{18}O]water for flow-through synthesis of ^{18}F -labeled tracers," *Applied Radiation and Isotopes*, vol. 75, pp. 85–94, 2013.
- [52] W. K. Dong, H.-J. Jeong, T. L. Seok, M.-H. Sohn, J. A. Katzenellenbogen, and Y. C. Dae, "Facile nucleophilic fluorination reactions using tert-alcohols as a reaction medium: significantly enhanced reactivity of alkali metal fluorides and improved selectivity," *Journal of Organic Chemistry*, vol. 73, no. 3, pp. 957–962, 2008.
- [53] K. Sachin, H.-J. Jeong, S. T. Lim, M.-H. Sohn, D. Y. Chi, and D. W. Kim, "An efficient synthesis of (^{18}F fluoropropyl)quinoline-5,8-diones by rapid radiofluorination-oxidative demethylation," *Tetrahedron*, vol. 67, no. 10, pp. 1763–1767, 2011.
- [54] T. Priem, C. Bouteiller, D. Camporese, A. Romieu, and P.-Y. Renard, "Synthesis and reactivity of a bis-sultone cross-linker for peptide conjugation and [^{18}F]-radiolabelling via unusual "double click" approach," *Organic and Biomolecular Chemistry*, vol. 10, no. 5, pp. 1068–1078, 2012.
- [55] R. Löser, R. Bergmann, M. Frizler et al., "Synthesis and radiopharmacological characterisation of a fluorine-18-labelled azadipeptide nitrile as a potential PET tracer for in vivo imaging of cysteine cathepsins," *ChemMedChem*, vol. 8, no. 8, pp. 1330–1344, 2013.
- [56] C. Park, B. S. Lee, and D. Y. Chi, "High efficiency synthesis of F-18 fluoromethyl ethers: an attractive alternative for C-11 methyl groups in positron emission tomography radiopharmaceuticals," *Organic Letters*, vol. 15, pp. 4346–4349, 2013.
- [57] N. Jarkas, R. J. Voll, and M. M. Goodman, "Synthesis of a phenolic precursor and its efficient O- ^{18}F fluoroethylation with purified no-carrier-added [^{18}F]2-fluoroethyl brosylate as the labeling agent," *Journal of Labelled Compounds and Radiopharmaceuticals*, vol. 56, pp. 539–543, 2013.
- [58] V. J. Majo, M. S. Milak, J. Prabhakaran et al., "Synthesis and in vivo evaluation of [^{18}F]2-(4-(4-(2-(2-fluoroethoxy)phenyl)piperazin-1-yl)butyl)-4-methyl-1,2,4-triazine-3,5(2H,4H)-dione (^{18}F)FECUMI-101) as an imaging probe for 5-HT1A receptor agonist in nonhuman primates," *Bioorganic and Medicinal Chemistry*, vol. 21, no. 17, pp. 5598–5604, 2013.
- [59] F. Caillé, T. J. Morley, A. A. S. Tavares et al., "Synthesis and biological evaluation of positron emission tomography radiotracers targeting serotonin 4 receptors in brain: [^{18}F]MNI-698 and [^{18}F]MNI-699," *Bioorganic and Medicinal Chemistry Letters*, vol. 23, pp. 6243–6247, 2013.
- [60] M.-R. Zhang, A. Tsuchiyama, T. Haradahira, Y. Yoshida, K. Furutsuka, and K. Suzuki, "Development of an automated system for synthesizing ^{18}F -labeled compounds using [^{18}F]fluoroethyl bromide as a synthetic precursor," *Applied Radiation and Isotopes*, vol. 57, no. 3, pp. 335–342, 2002.
- [61] P. J. Riss, S. Hoehnemann, M. Piel, and F. Roesch, "Two-step radiosynthesis of [^{18}F]FE- β -CIT and [^{18}F]PR04.MZ," *Journal of Labelled Compounds and Radiopharmaceuticals*, vol. 56, no. 7, pp. 356–359, 2013.
- [62] M. E. Rodnick, A. F. Brooks, B. G. Hockley, B. D. Henderson, and P. J. H. Scott, "A fully-automated one-pot synthesis of [^{18}F]fluoromethylcholine with reduced dimethylaminoethanol contamination via [^{18}F]fluoromethyl tosylate," *Applied Radiation and Isotopes*, vol. 78, pp. 26–32, 2013.
- [63] D. Franck, T. Kniess, J. Steinbach et al., "Investigations into the synthesis, radiofluorination and conjugation of a new [^{18}F]fluorocyclobutyl prosthetic group and its in vitro stability using a tyrosine model system," *Bioorganic and Medicinal Chemistry*, vol. 21, no. 3, pp. 643–652, 2013.

- [64] T. Sun, G. Tang, H. Tian et al., "Radiosynthesis of 1-[¹⁸F]fluoroethyl-L-tryptophan as a novel potential amino acid PET tracer," *Applied Radiation and Isotopes*, vol. 70, no. 4, pp. 676–680, 2012.
- [65] R. P. Klok, P. J. Klein, J. D. M. Herscheid, and A. D. Windhorst, "Synthesis of N-(3-[¹⁸F]fluoropropyl)-2β-carbomethoxy-3β-(4-iodophenyl)nortropine ([¹⁸F]FP-β-CIT)," *Journal of Labelled Compounds and Radiopharmaceuticals*, vol. 49, no. 2, pp. 77–89, 2006.
- [66] E. M. F. Billaud, L. Rbah-Vidal, A. Vidal et al., "Synthesis, radiofluorination, and in vivo evaluation of novel fluorinated and iodinated radiotracers for PET imaging and targeted radionuclide therapy of melanoma," *Journal of Medicinal Chemistry*, vol. 56, pp. 8455–8467, 2013.
- [67] R. Bejot, T. Fowler, L. Carroll et al., "Fluorous synthesis of ¹⁸F radiotracers with the [¹⁸F]fluoride ion: nucleophilic fluorination as the detagging process," *Angewandte Chemie: International Edition*, vol. 48, no. 3, pp. 586–589, 2009.
- [68] R. Bejot, J. Goggi, S. S. Moonshi, and E. G. Robins, "A practical synthesis of [¹⁸F]FtRGD: an angiogenesis biomarker for PET," *Journal of Labelled Compounds and Radiopharmaceuticals*, vol. 56, no. 2, pp. 42–49, 2013.
- [69] G. E. Smith, S. Bayouh, C. Perollier et al., "Rapid purification of fluorine-18 containing synthons using molecularly imprinted polymer cartridges," *Journal of Labelled Compounds and Radiopharmaceuticals*, vol. 56, article S119, 2013.
- [70] M. Pretze, D. Pietzsch, and C. Mamat, "Recent trends in bioorthogonal click-radiolabeling reactions using fluorine-18," *Molecules*, vol. 18, no. 7, pp. 8618–8665, 2013.
- [71] M. Pretze, F. Wuest, T. Peppel, M. Köckerling, and C. Mamat, "The traceless Staudinger ligation with fluorine-18: a novel and versatile labeling technique for the synthesis of PET-radiotracers," *Tetrahedron Letters*, vol. 51, no. 49, pp. 6410–6414, 2010.
- [72] L. Carroll, S. Boldon, R. Bejot, J. E. Moore, J. Declerck, and V. Gouverneur, "The traceless Staudinger ligation for indirect ¹⁸F-radiolabelling," *Organic and Biomolecular Chemistry*, vol. 9, no. 1, pp. 136–140, 2011.
- [73] C. Mamat, M. Franke, T. Peppel, M. Köckerling, and J. Steinbach, "Synthesis, structure determination, and (radio)fluorination of novel functionalized phosphanes suitable for the traceless Staudinger ligation," *Tetrahedron*, vol. 67, no. 25, pp. 4521–4529, 2011.
- [74] H. Doi, M. Goto, and M. Suzuki, "Pd₀-mediated rapid C-[¹⁸F]fluoromethylation by the cross-coupling reaction of a [¹⁸F]fluoromethyl halide with an arylboronic acid ester: novel method for the synthesis of a ¹⁸F-labeled molecular probe for positron emission tomography," *Bulletin of the Chemical Society of Japan*, vol. 85, no. 11, pp. 1233–1238, 2012.
- [75] S. Lu, S. D. Lepore, Y. L. Song et al., "Nucleophile assisting leaving groups: a strategy for aliphatic ¹⁸F-fluorination," *Journal of Organic Chemistry*, vol. 74, no. 15, pp. 5290–5296, 2009.
- [76] J. E. Huheey, "The electronegativity of groups," *Journal of Physical Chemistry*, vol. 69, no. 10, pp. 3284–3291, 1965.
- [77] M. A. McClinton and D. A. McClinton, "Trifluoromethylations and related reactions in organic chemistry," *Tetrahedron*, vol. 48, no. 32, pp. 6555–6666, 1992.
- [78] J.-A. Ma and D. Cahard, "Asymmetric fluorination, trifluoromethylation, and perfluoroalkylation reactions," *Chemical Reviews*, vol. 104, no. 12, pp. 6119–6146, 2004.
- [79] J. Prabhakaran, M. D. Underwood, R. V. Parsey et al., "Synthesis and in vivo evaluation of [¹⁸F]-4-[5-(4-methylphenyl)-3-(trifluoromethyl)-1H-pyrazol-1-yl]benzenesulfonamide as a PET imaging probe for COX-2 expression," *Bioorganic and Medicinal Chemistry*, vol. 15, no. 4, pp. 1802–1807, 2007.
- [80] V. J. Majo, V. Arango, N. R. Simpson et al., "Synthesis and in vitro evaluation of [¹⁸F]BMS-754807: a potential PET ligand for IGF-1R," *Bioorganic and Medicinal Chemistry Letters*, vol. 23, no. 14, pp. 4191–4194, 2013.
- [81] M. C. Lasne, C. Perrio, J. Rouden et al., "Chemistry of beta-emitting compounds based on fluorine-18+," *Topics in Current Chemistry*, vol. 222, pp. 201–258, 2002.
- [82] P. J. Riss and F. I. Aigbirhio, "A simple, rapid procedure for nucleophilic radiosynthesis of aliphatic [¹⁸F]trifluoromethyl groups," *Chemical Communications*, vol. 47, no. 43, pp. 11873–11875, 2011.
- [83] P. J. Riss, V. Ferrari, L. Brichard, P. Burke, R. Smith, and F. I. Aigbirhio, "Direct, nucleophilic radiosynthesis of [¹⁸F]trifluoroalkyl tosylates: improved labelling procedures," *Organic and Biomolecular Chemistry*, vol. 10, no. 34, pp. 6980–6986, 2012.
- [84] A. Hammadi and C. Crouzel, "Synthesis of [¹⁸F]-(S)-fluoxetine: a selective serotonin uptake inhibitor," *Journal of Labelled Compounds and Radiopharmaceuticals*, vol. 33, no. 8, pp. 703–710, 1993.
- [85] D. Van Der Born, J. D. M. Herscheid, R. V. A. Orru, and D. J. Vugts, "Efficient synthesis of [¹⁸F]trifluoromethane and its application in the synthesis of PET tracers," *Chemical Communications*, vol. 49, no. 38, pp. 4018–4020, 2013.
- [86] D. van der Born, J. D. M. Herscheid, and D. J. Vugts, "Aromatic trifluoromethylation using [¹⁸F]fluoroform," *Journal of Labelled Compounds and Radiopharmaceuticals*, vol. 56, article S2, 2013.
- [87] T. Rühl, W. Rafique, V. T. Lien et al., "Cu(i)-mediated ¹⁸F-trifluoromethylation of arenes: rapid synthesis of ¹⁸F-labeled trifluoromethylarenes," *Chemical Communications*, vol. 50, pp. 6056–6059, 2014.
- [88] M. Huiban, M. Tredwell, S. Mizuta et al., "A broadly applicable [¹⁸F]trifluoro-methylation of aryl and heteroaryl iodides for PET imaging," *Nature Chemistry*, vol. 5, pp. 941–944, 2013.
- [89] V. T. Lien and P. Riss, "Radiosynthesis of [¹⁸F]trifluoroalkyl groups: scope and limitations," *BioMed Research International*. In press.
- [90] B. Sundararaju, M. Achard, and C. Bruneau, "Transition metal catalyzed nucleophilic allylic substitution: activation of allylic alcohols via p-allylic species," *Chemical Society Reviews*, vol. 41, pp. 4467–4483, 2012.
- [91] C. Hollingworth, A. Hazari, M. N. Hopkinson et al., "Palladium-catalyzed allylic fluorination," *Angewandte Chemie: International Edition*, vol. 50, no. 11, pp. 2613–2617, 2011.
- [92] J. J. Topczewski, T. J. Tewson, and H. M. Nguyen, "Iridium-catalyzed allylic fluorination of trichloroacetimidates," *Journal of the American Chemical Society*, vol. 133, no. 48, pp. 19318–19321, 2011.
- [93] X. Huang, W. Liu, H. Ren et al., "Late stage benzylic C-Hf with [¹⁸F]fluoride for PET imaging," *Journal of the American Chemical Society*, vol. 136, no. 19, pp. 6842–6845, 2014.
- [94] A. J. Palmer, J. C. Clark, and R. W. Goulding, "The preparation of fluorine 18 labelled radiopharmaceuticals," *International Journal of Applied Radiation and Isotopes*, vol. 28, no. 1-2, pp. 53–65, 1977.
- [95] H. H. Coenen and J. Ermert, "Direct nucleophilic ¹⁸F-fluorination of electron rich arenes: present limits of no-carrier-added reactions," *Current Radiopharmaceuticals*, vol. 3, no. 3, pp. 163–173, 2010.

- [96] A. Knöchel and O. Zwerneemann, "Development of a no-carrier-added method for ^{18}F -labelling of aromatic compounds by fluorodediazotation," *Journal of Labelled Compounds and Radiopharmaceuticals*, vol. 38, no. 4, pp. 325–336, 1996.
- [97] P. J. Riss, S. Kuschel, and F. I. Aigbirhio, "No carrier-added nucleophilic aromatic radiofluorination using solid phase supported arenediazonium sulfonates and 1-(aryldiazenyl)piperazines," *Tetrahedron Letters*, vol. 53, no. 14, pp. 1717–1719, 2012.
- [98] I. Koslowsky, J. Mercer, and F. Wuest, "Synthesis and application of 4- ^{18}F fluorobenzylamine: a versatile building block for the preparation of PET radiotracers," *Organic and Biomolecular Chemistry*, vol. 8, no. 20, pp. 4730–4735, 2010.
- [99] J. Way and F. Wuest, "Fully automated synthesis of 4- ^{18}F fluorobenzylamine based on borohydride/ NiCl_2 reduction," *Nuclear Medicine and Biology*, vol. 40, no. 3, pp. 430–436, 2013.
- [100] F. Wuest, "Fluorine-18 labeling of small molecules: the use of ^{18}F -labeled aryl fluorides derived from no-carrier-added ^{18}F fluoride as labeling precursors," in *PET Chemistry: The Driving Force in Molecular Imaging*, vol. 64 of *Ernst Schering Research Foundation workshop*, pp. 51–78, 2007.
- [101] L. Li, M. N. Hopkinson, R. L. Yona, R. Bejot, A. D. Gee, and V. Gouverneur, "Convergent ^{18}F radiosynthesis: a new dimension for radiolabelling," *Chemical Science*, vol. 2, no. 1, pp. 123–131, 2011.
- [102] S. K. Fehler, S. Maschauer, S. B. Höfling et al., "Fast and efficient ^{18}F -labeling by ^{18}F fluorophenylazocarboxylic esters," *Chemistry*, vol. 20, pp. 370–375, 2014.
- [103] U. Mühlhausen, J. Ermert, and H. H. Coenen, "Synthesis, labelling and first evaluation of ^{18}F R91150 as a serotonin 5-HT_{2A} receptor antagonist for PET," *Journal of Labelled Compounds and Radiopharmaceuticals*, vol. 52, no. 1, pp. 13–22, 2009.
- [104] F. Kügler, J. Ermert, and H. H. Coenen, "Labeling of benzodioxin piperazines with fluorine-18 as prospective radioligands for selective imaging of dopamine D4 receptors," *Journal of Labelled Compounds and Radiopharmaceuticals*, vol. 56, pp. 609–618, 2013.
- [105] F. Dollé, " ^{18}F Fluoropyridines: from conventional radiotracers to the labeling of macromolecules such as proteins and oligonucleotides," in *PET Chemistry: The Driving Force in Molecular Imaging*, P. A. Schubiger, L. Lehmann, and M. Friebe, Eds., vol. 62, pp. 113–157, 2007.
- [106] N. Malik, C. Solbach, W. Voelter, and H.-J. MacHulla, "Nucleophilic aromatic substitution by ^{18}F fluoride at substituted 2-nitropyridines," *Journal of Radioanalytical and Nuclear Chemistry*, vol. 283, no. 3, pp. 757–764, 2010.
- [107] N. Malik, W. Voelter, H.-J. MacHulla, and C. Solbach, "Radiofluorination of 2-fluoropyridines by isotopic exchange with ^{18}F fluoride," *Journal of Radioanalytical and Nuclear Chemistry*, vol. 287, no. 1, pp. 287–292, 2011.
- [108] E. D. Hostetler, S. Sanabria-Bohórquez, H. Fan, Z. Zeng et al., " ^{18}F Fluoroazabenzoxazoles as potential amyloid plaque PET tracers: synthesis and in vivo evaluation in rhesus monkey," *Nuclear Medicine and Biology*, vol. 38, pp. 1193–1203, 2011.
- [109] F. G. Siméon, M. T. Wendahl, and V. W. Pike, "The ^{18}F 2-fluoro-1,3-thiazolyl moiety: an easily-accessible structural motif for prospective molecular imaging radiotracers," *Tetrahedron Letters*, vol. 51, no. 46, pp. 6034–6036, 2010.
- [110] P. Marchand, C. Lorilleux, G. Gilbert et al., "Efficient radiosynthesis of 2- ^{18}F fluoroadenosine: a new route to 2- ^{18}F fluoropurine nucleosides," *ACS Medicinal Chemistry Letters*, vol. 1, no. 6, pp. 240–243, 2010.
- [111] F. Kügler, W. Sihver, J. Ermert et al., "Evaluation of ^{18}F -labeled benzodioxin piperazine-based dopamine D4 receptor ligands: lipophilicity as a determinate of nonspecific binding," *Journal of Medicinal Chemistry*, vol. 54, no. 24, pp. 8343–8352, 2011.
- [112] L. Rbah-Vidal, A. Vidal, S. Besse et al., "Early detection and longitudinal monitoring of experimental primary and disseminated melanoma using ^{18}F ICF01006, a highly promising melanoma PET tracer," *European Journal of Nuclear Medicine and Molecular Imaging*, vol. 39, no. 9, pp. 1449–1461, 2012.
- [113] S. Fischer, A. Hiller, R. Smits et al., "Radiosynthesis of racemic and enantiomerically pure (-)- ^{18}F flubatine-A promising PET radiotracer for neuroimaging of $\alpha\text{4}\beta\text{2}$ nicotinic acetylcholine receptors," *Applied Radiation and Isotopes*, vol. 74, pp. 128–136, 2013.
- [114] J. Liu, L. Zhu, K. Plössl, B. P. Lieberman, and H. F. Kung, "Synthesis and evaluation of novel N-fluoropyridyl derivatives of tropane as potential PET imaging agents for the dopamine transporter," *Bioorganic and Medicinal Chemistry Letters*, vol. 21, no. 10, pp. 2962–2965, 2011.
- [115] B.-M. Swahn, J. Sandell, D. Pyring et al., "Synthesis and evaluation of pyridylbenzofuran, pyridylbenzothiazole and pyridylbenzoxazole derivatives as ^{18}F -PET imaging agents for β -amyloid plaques," *Bioorganic and Medicinal Chemistry Letters*, vol. 22, no. 13, pp. 4332–4337, 2012.
- [116] A. Damont, R. Boisgard, B. Kuhnast et al., "Synthesis of 6- ^{18}F fluoro-PBR28, a novel radiotracer for imaging the TSPO 18 kDa with PET," *Bioorganic and Medicinal Chemistry Letters*, vol. 21, no. 16, pp. 4819–4822, 2011.
- [117] T. G. Hamill, W. Eng, A. Jennings et al., "The synthesis and preclinical evaluation in rhesus monkey of ^{18}F MK-6577 and ^{11}C CMPyPB glycine transporter 1 positron emission tomography radiotracers," *Synapse*, vol. 65, no. 4, pp. 261–270, 2011.
- [118] E. D. Hostetler, W. Eng, A. D. Joshi et al., "Synthesis, characterization, and monkey PET studies of ^{18}F MK-1312, a PET tracer for quantification of mGluR1 receptor occupancy by MK-5435," *Synapse*, vol. 65, no. 2, pp. 125–135, 2011.
- [119] N. Vasdev, P. Cao, E. M. Van Oosten et al., "Synthesis and PET imaging studies of ^{18}F 2-fluoroquinolin-8-ol (^{18}F CABS13) in transgenic mouse models of Alzheimer's disease," *MedChemComm*, vol. 3, no. 10, pp. 1228–1230, 2012.
- [120] O. Tietz, S. K. Sharma, J. Kaur et al., "Synthesis of three ^{18}F -labelled cyclooxygenase-2 (COX-2) inhibitors based on a pyrimidine scaffold," *Organic and Biomolecular Chemistry*, vol. 11, pp. 8052–8064, 2013.
- [121] V. W. Pike and F. I. Aigbirhio, "Reactions of cyclotron-produced ^{18}F fluoride with diaryliodonium salts: a novel single-step route to no-carrier-added ^{18}F fluoroarenes," *Journal of the Chemical Society, Chemical Communications*, no. 21, pp. 2215–2216, 1995.
- [122] J.-H. Chun and V. W. Pike, "Single-step syntheses of no-carrier-added functionalized ^{18}F fluoroarenes as labeling synthons from diaryliodonium salts," *Organic and Biomolecular Chemistry*, vol. 11, no. 37, pp. 6300–6306, 2013.
- [123] J.-H. Chun, S. Lu, and V. W. Pike, "Rapid and efficient radiosyntheses of meta-substituted ^{18}F fluoroarenes from ^{18}F fluoride ion and diaryliodonium tosylates within a microreactor," *European Journal of Organic Chemistry*, no. 23, pp. 4439–4447, 2011.
- [124] J.-H. Chun, S. Lu, Y.-S. Lee, and V. W. Pike, "Fast and high-yield microreactor syntheses of ortho-substituted ^{18}F fluoroarenes from reactions of ^{18}F fluoride ion with diaryliodonium salts," *Journal of Organic Chemistry*, vol. 75, no. 10, pp. 3332–3338, 2010.

- [125] J.-H. Chun, S. Telu, S. Lu, and V. W. Pike, "Radiofluorination of diaryliodonium tosylates under aqueous-organic and cryptand-free conditions," *Organic and Biomolecular Chemistry*, vol. 11, no. 31, pp. 5094–5099, 2013.
- [126] J. Ermert, C. Hocke, T. Ludwig, R. Gail, and H. H. Coenen, "Comparison of pathways to the versatile synthon of no-carrier-added 1-bromo-4- ^{18}F fluorobenzene," *Journal of Labelled Compounds and Radiopharmaceuticals*, vol. 47, no. 7, pp. 429–441, 2004.
- [127] T. L. Ross, J. Ermert, C. Hocke, and H. H. Coenen, "Nucleophilic ^{18}F -fluorination of heteroaromatic iodonium salts with no-carrier-added ^{18}F fluoride," *Journal of the American Chemical Society*, vol. 129, no. 25, pp. 8018–8025, 2007.
- [128] N. Satyamurthy and J. R. Barrio, "Preparing F-18 labeled aryl derivative, useful for preparation of F-18 labeled biomarkers, comprises replacing iodonium ylide group of benzene derivative containing iodonium ylide group with no-carrier-added F-18 fluoride ion," Patent WO2010117435-A2, 2010.
- [129] J. Cardinale, J. Ermert, S. Humpert et al., "Iodonium ylides for one-step, no-carrier-added radiofluorination of electron rich arenes, exemplified with 4-((^{18}F fluoro-phenoxy)-phenylmethyl)piperidine NET and SERT ligands," *RSC Advances*, vol. 4, pp. 17293–17299, 2014.
- [130] J.-H. Chun and V. W. Pike, "Single-step radiosynthesis of ^{18}F -labeled click synthons" from azide-functionalized diaryliodonium salts," *European Journal of Organic Chemistry*, no. 24, pp. 4541–4547, 2012.
- [131] J.-H. Chun and V. W. Pike, "Selective syntheses of no-carrier-added 2- and 3- ^{18}F fluorohalopyridines through the radiofluorination of halopyridinyl(4'-methoxyphenyl)iodonium tosylates," *Chemical Communications*, vol. 48, no. 79, pp. 9921–9923, 2012.
- [132] L. Mu, C. R. Fischer, J. P. Holland et al., " ^{18}F -radiolabeling of aromatic compounds using triarylsulfonium salts," *European Journal of Organic Chemistry*, no. 5, pp. 889–892, 2012.
- [133] J.-H. Chun, C. L. Morse, F. T. Chin, and V. W. Pike, "No-carrier-added ^{18}F fluoroarenes from the radiofluorination of diaryl sulfoxides," *Chemical Communications*, vol. 49, no. 21, pp. 2151–2153, 2013.
- [134] M. Tredwell and V. Gouverneur, " ^{18}F labeling of arenes," *Angewandte Chemie: International Edition*, vol. 51, no. 46, pp. 11426–11437, 2012.
- [135] V. Gouverneur, "Radiochemistry: flipping fluoride's reactivity," *Nature Chemistry*, vol. 4, no. 3, pp. 152–154, 2012.
- [136] E. Lee, A. S. Kamlet, D. C. Powers et al., "A fluoride-derived electrophilic late-stage fluorination reagent for PET imaging," *Science*, vol. 334, no. 6056, pp. 639–642, 2011.
- [137] J. R. Brandt, E. Lee, G. B. Boursalian et al., "Mechanism of electrophilic fluorination with Pd(IV): fluoride capture and subsequent oxidative fluoride transfer," *Chemical Science*, vol. 5, pp. 169–179, 2014.
- [138] J. Cardinale, J. Ermert, F. Kügler, A. Helfer, M. R. Brandt, and H. H. Coenen, "Carrier-effect on palladium-catalyzed, nucleophilic ^{18}F -fluorination of aryl triflates," *Journal of Labelled Compounds and Radiopharmaceuticals*, vol. 55, no. 12, pp. 450–453, 2012.
- [139] E. Lee, J. M. Hooker, and T. Ritter, "Nickel-mediated oxidative fluorination for PET with aqueous ^{18}F fluoride," *Journal of the American Chemical Society*, vol. 134, no. 42, pp. 17456–17458, 2012.
- [140] G. Reischl, G. J. Kienzle, and H.-J. Machulla, "Electrochemical radiofluorination. Part 2. Anodic monofluorination of substituted benzenes using ^{18}F fluoride," *Applied Radiation and Isotopes*, vol. 58, no. 6, pp. 679–683, 2003.
- [141] G. J. Kienzle, G. Reischl, and H.-J. Machulla, "Electrochemical radiofluorination. 3. Direct labeling of phenylalanine derivatives with ^{18}F fluoride after anodic oxidation," *Journal of Labelled Compounds and Radiopharmaceuticals*, vol. 48, no. 4, pp. 259–273, 2005.
- [142] B. Långström and P. Hartvig, "GMP: three letters with many interpretations: protection of patients or killing the clinical and research applications of PET?" *European Journal of Nuclear Medicine and Molecular Imaging*, vol. 35, no. 4, pp. 693–694, 2008.
- [143] P. H. Elsinga, "Present and future of PET-radiopharmaceuticals," *Nuclear Medicine Review*, vol. 15, pp. C13–C16, 2012.
- [144] L. Barre, L. Barbier, and M. C. Lasne, "Investigation of possible routes to no-carrier-added 4- ^{18}F fluorophenol," *Journal of Labelled Compounds and Radiopharmaceuticals*, vol. 35, pp. 167–168, 1994.
- [145] I. Ekaeva, L. Barre, M.-C. Lasne, and F. Gourand, "2- and 4- ^{18}F Fluorophenols from Baeyer-Villiger Oxidation of ^{18}F Fluorophenylketones and ^{18}F Fluorobenzaldehydes," *Applied Radiation and Isotopes*, vol. 46, no. 8, pp. 777–782, 1995.
- [146] T. Ludwig, J. Ermert, and H. H. Coenen, "4- ^{18}F fluoroarylethers via an improved synthesis of n.c.a. 4- ^{18}F fluorophenol," *Nuclear Medicine and Biology*, vol. 29, no. 2, pp. 255–262, 2002.
- [147] F. M. Wagner, J. Ermert, and H. H. Coenen, "Three-step, "one-pot" radiosynthesis of 6-fluoro-3,4-dihydroxy-l-phenylalanine by isotopic exchange," *Journal of Nuclear Medicine*, vol. 50, no. 10, pp. 1724–1729, 2009.
- [148] Z. Gao, Y. H. Lim, M. Tredwell et al., "Metal-free oxidative fluorination of phenols with ^{18}F fluoride," *Angewandte Chemie: International Edition*, vol. 51, no. 27, pp. 6733–6737, 2012.
- [149] T. L. Ross, J. Ermert, and H. H. Coenen, "Synthesis of no-carrier-added 4- ^{18}F fluorophenol from 4-benzyloxyphenyl-(2-thienyl)iodonium bromide," *Molecules*, vol. 16, no. 9, pp. 7621–7626, 2011.
- [150] A. Helfer, J. Castillo Meleán, J. Ermert et al., "Bis(4-benzyloxyphenyl)iodonium salts as effective precursors for the no-carrier-added radiosynthesis of 4- ^{18}F fluorophenol," *Applied Radiation and Isotopes*, vol. 82, pp. 264–267, 2013.
- [151] J. Way, V. Bouvet, and F. Wuest, "Synthesis of 4- ^{18}F fluorohalobenzenes and Palladium-mediated Cross-coupling Reactions for the Synthesis of F-18-labeled Radiotracers," *Current Organic Chemistry*, vol. 17, pp. 2138–2152, 2013.
- [152] J. Ermert, T. Ludwig, R. Gail, and H. H. Coenen, " ^{18}F Fluorophenyl organometallics as intermediates of no-carrier-added ^{18}F -fluoroarylation reactions," *Journal of Organometallic Chemistry*, vol. 692, no. 19, pp. 4084–4092, 2007.
- [153] Z. Gao, V. Gouverneur, and B. G. Davis, "Enhanced aqueous Suzuki-Miyaura coupling allows site-specific polypeptide ^{18}F -labeling," *Journal of the American Chemical Society*, vol. 135, pp. 13612–13615, 2013.
- [154] J. Ermert, C. Hocke, T. Ludwig, R. Gail, and H. H. Coenen, "Comparison of pathways to the versatile synthon of no-carrier-added 1-bromo-4- ^{18}F fluorobenzene," *Journal of Labelled Compounds and Radiopharmaceuticals*, vol. 47, no. 7, pp. 429–441, 2004.

- [155] F. R. Wüst and T. Kniess, "Synthesis of 4- ^{18}F fluoriodobenzene and its application in Sonogashira cross-coupling reactions," *Journal of Labelled Compounds and Radiopharmaceuticals*, vol. 46, no. 8, pp. 699–713, 2003.
- [156] J. Cardinale, J. Ermert, and H. H. Coenen, "Convenient preparation of (4-iodophenyl)aryliodonium salts," *Tetrahedron*, vol. 68, no. 22, pp. 4112–4116, 2012.
- [157] J. Cardinale and J. Ermert, "Simplified synthesis of aryliodonium ylides by a one-pot procedure," *Tetrahedron Letters*, vol. 54, no. 16, pp. 2067–2069, 2013.
- [158] F. Kügler, J. Cardinale, P. Kaufholz et al., "Efficient radiosyntheses of ^{18}F -fluorinated aromatic amines using innovative iodonium precursors," *Journal of Nuclear Medicine, Meeting Abstract*, vol. 53, abstract 185, 2012.
- [159] J. D. Way and F. Wuest, "Automated radiosynthesis of no-carrier-added 4- ^{18}F fluoriodobenzene: a versatile building block in ^{18}F radiochemistry," *Journal of Labelled Compounds and Radiopharmaceuticals*, vol. 57, pp. 104–109, 2014.