

Cite this: *Chem. Sci.*, 2019, 10, 4328

All publication charges for this article have been paid for by the Royal Society of Chemistry

Highly efficient Ir-catalyzed asymmetric hydrogenation of benzoxazinones and derivatives with a Brønsted acid cocatalyst†

Zhengyu Han,^a Gang Liu,^a Rui Wang,^a Xiu-Qin Dong *^a and Xumu Zhang *^{ab}

The Ir-catalyzed highly efficient asymmetric hydrogenation of benzoxazinones and derivatives was successfully developed with *N*-methylated ZhaoPhos L5 as the ligand, which may display a new activation mode with a single anion-binding interaction among the substrate, cocatalyst Brønsted acid and ligand. This synthetic approach afforded a series of chiral dihydrobenzoxazinones and derivatives with excellent results (>99% conversion, 88–96% yields, 91–>99% ee, up to 40 500 TON). A key to success is the utilization of a strong Brønsted acid as the cocatalyst, such as hydrochloric acid, to form a possible single anion-binding interaction with the substrate and catalyst, which greatly contributed to the improvement of reactivity and enantioselectivity. Importantly, a creative and efficient synthetic route was developed to construct the important intermediate for the potential IgE/IgG receptor modulator through our catalytic methodology system.

Received 28th December 2018

Accepted 3rd March 2019

DOI: 10.1039/c8sc05797d

rsc.li/chemical-science

Introduction

Chiral dihydrobenzoxazinones and derivatives are important and unique building blocks in the biologically active molecule discovery process (Fig. 1).¹ Chiral dihydrobenzoxazinone derivatives **A** are potential IgE/IgG receptor modulators for the treatment of autoimmune diseases.² Chiral 1,2,3,4-tetrahydroquinoxaline compounds **B–C** and 2,3-dihydro-3,8-diphenylbenzo[1,4]oxazine **D** are disclosed as active and promising cholesteryl ester transfer protein inhibitors.^{3–6}

Taking into account the growing importance of these compounds, great attention had been paid to the development of efficient enantioselective synthetic methodologies. Among various synthetic approaches for the construction of these chiral dihydrobenzoxazinones and derivatives,⁷ the direct asymmetric hydrogenation of prochiral benzoxazinones and derivatives was paid great attention with the advantages of high atom economy, a relatively simple procedure and easy work-up. Zhou and co-workers realized Ru-catalyzed biomimetic asymmetric hydrogenation of benzoxazinones and derivatives in the presence of chiral phosphoric acid through the NAD(P)H mode.^{7c} In 2015, Beller and co-workers described asymmetric

hydrogenation of benzoxazinones *via* a relay iron/chiral Brønsted acid catalysis with good to excellent enantioselectivities.^{7e} However, the reactivity of most catalytic systems is not very high with less than 2000 TON (turnover numbers). It is well known that the substrate activation strategy with noncovalent interactions has been widely used in the field of asymmetric organic catalysis, which played an important role in greatly improving the reactivity and stereoselectivity.^{8,9} The thiourea motif as the hydrogen bonding donor can recognize suitable guest molecules, which usually works on the direct activation of neutral substrates bearing hydrogen bonding acceptor groups.¹⁰ Compared with the hydrogen bonding interaction, the anion-binding ion-pairing strategy did not draw much attention until recent development in organocatalysis.^{9b–d,11} In 2013, our

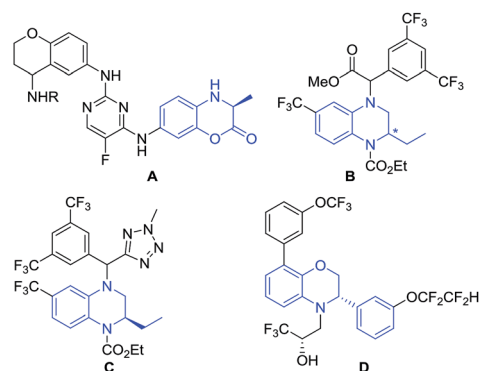


Fig. 1 Selected examples of bioactive compounds containing the framework of chiral dihydrobenzoxazinones and derivatives.

^aKey Laboratory of Biomedical Polymers, Engineering Research Center of Organosilicon Compounds & Materials, Ministry of Education, College of Chemistry and Molecular Sciences, Wuhan University, Wuhan, Hubei, 430072, P. R. China. E-mail: xiuqindong@whu.edu.cn

^bDepartment of Chemistry, Shenzhen Grubbs Institute, Southern University of Science and Technology, Shenzhen, Guangdong, 518055, P. R. China. E-mail: zhangxm@sustc.edu.cn

† Electronic supplementary information (ESI) available: See DOI: 10.1039/c8sc05797d

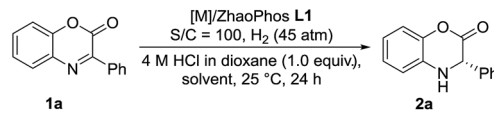


group successfully developed a series of bifunctional bisphosphine–thiourea ligands, which extended the powerful hydrogen-bonding and anion-binding activation strategy in organocatalysis to transition-metal-catalyzed asymmetric hydrogenation, and a variety of functionalized substrates had been hydrogenated well.¹² Herein, we successfully realized Ir-catalyzed highly enantioselective hydrogenation of prochiral benzoxazinones and derivatives using *N*-methylated ZhaoPhos L5 as the ligand, which may exhibit a single anion-binding activation mode among the substrate, cocatalyst Brønsted acid hydrochloric acid and ligand. A variety of hydrogenation products, chiral dihydrobenzoxazinones and derivatives, can be obtained with excellent results (>99% conversion, 88–96% yields, 91–>99% ee), and our catalytic system displayed extremely high activity with up to 40 500 TON (Scheme 1). In addition, a highly efficient synthetic route was successfully developed to prepare the important intermediate for the potential IgE/IgG receptor modulator with our asymmetric hydrogenation methodology as the key reaction step.

Results and discussion

Inspired by the powerful performance of the ligand ZhaoPhos L1 in Rh-catalyzed asymmetric hydrogenation of iminium salts, isoquinoline hydrochloride and *N*-unprotected indoles,^{12b,d,e,g} we initially investigated the hydrogenation of model substrate 3-phenyl-2*H*-benzo[*b*][1,4]oxazin-2-one **1a** catalyzed by Rh(NBD)₂BF₄/ZhaoPhos L1 in toluene with 1.0 equiv. HCl (4 M in dioxane) as the additive, affording the hydrogenation product **2a** with 63% conversion and 82% ee (Table 1, entry 1). Other metal precursors were then screened, and [Ir(COD)Cl]₂ was proved to be the best with 90% conversion and 94% ee (Table 1, entry 3). Solvents played an important role in asymmetric reactions, and always affected the reactivity and enantioselectivity. This asymmetric hydrogenation was then conducted in different solvents. Moderate to high conversions and excellent enantioselectivities were observed in CH₂Cl₂, tetrahydrofuran (THF), 1,4-dioxane, CHCl₃, ethyl acetate (EA) and CH₃CN (55–

Table 1 Optimization of reaction conditions for asymmetric hydrogenation of 3-phenyl-2*H*-benzo[*b*][1,4]oxazin-2-one (**1a**)^a



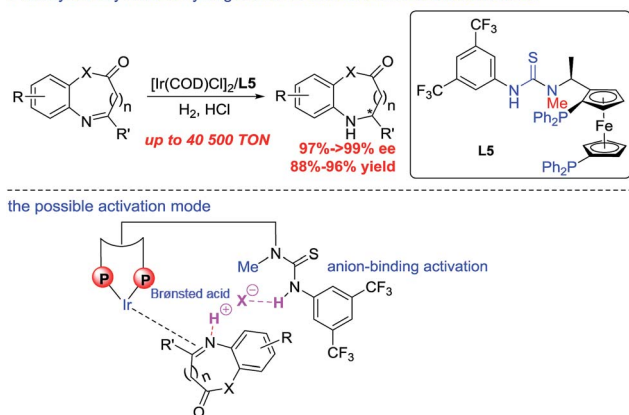
Entry	Metal precursor	Solvent	Conv. ^b (%)	ee ^c (%)
1	Rh(NBD) ₂ BF ₄	Toluene	63	82
2	[Rh(COD)Cl] ₂	Toluene	71	64
3	[Ir(COD)Cl] ₂	Toluene	90	94
4	[Ir(COD)Cl] ₂	CH ₂ Cl ₂	97	93
5	[Ir(COD)Cl] ₂	THF	>99	98
6	[Ir(COD)Cl] ₂	1,4-Dioxane	60	95
7	[Ir(COD)Cl] ₂	CHCl ₃	95	95
8	[Ir(COD)Cl] ₂	Ethyl acetate	95	93
9	[Ir(COD)Cl] ₂	CH ₃ CN	55	94

^a Reaction conditions: 0.05 mmol **1a** in 1.0 mL solvent, S/C = 100, 45 atm H₂, 1.0 equiv. HCl (4 M in dioxane), 25 °C, 24 h. ^b Determined by ¹H NMR analysis. ^c Determined by HPLC analysis using a chiral stationary phase.

>99% conversions, 93–98% ee, Table 1, entries 4–9). And the hydrogenation product **2a** can be obtained with the best result in THF (>99% conversion, 98% ee, Table 1, entry 5).

A series of bisphosphine–(thio)urea ligands (Fig. 2) were then applied to this Ir-catalyzed asymmetric hydrogenation of 3-phenyl-2*H*-benzo[*b*][1,4]oxazin-2-one **1a** in THF. Full conversions and excellent enantioselectivities can be obtained in the presence of ZhaoPhos L1 and *N*-methylated ZhaoPhos L5, and *N*-methylated ZhaoPhos L5 provided higher enantioselectivity (>99% conversion, 98–99% ee, Table 2, entries 1 and 5). The ligand L2 containing one trifluoromethyl group and ligand L3 without any trifluoromethyl group on the phenyl ring provided poor conversions and excellent enantioselectivities (33–45% conversions, 97% ee, Table 2, entries 2 and 3). The ligand L4 displayed very poor reactivity and enantioselectivity, which changed the thiourea motif to the urea motif (11% conversion, 13% ee, Table 2, entry 4). In addition, no reaction was observed in the presence of ligand L6 without the thiourea motif (Table 2, entry 6). This indicated that the thiourea motif may make

Ir-catalyzed asymmetric hydrogenation of benzoxazinones and derivatives



Scheme 1 Ir-catalyzed asymmetric hydrogenation of benzoxazinones and derivatives, and the possible activation mode.

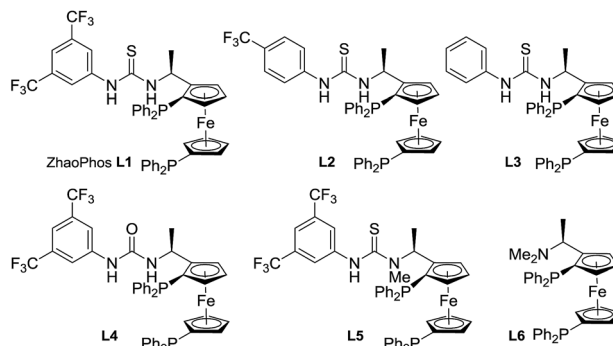
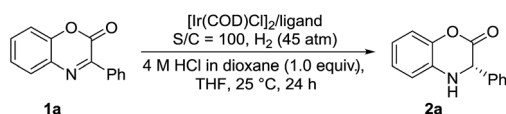


Fig. 2 The structure of bisphosphine ligands.



Table 2 Screening a series of bisphosphine–(thio)urea ligands for asymmetric hydrogenation of 3-phenyl-2*H*-benzo[*b*][1,4]oxazin-2-one (**1a**)^a



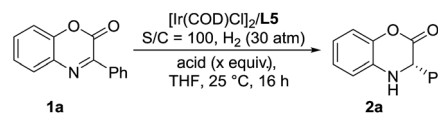
Entry	Ligand	Conv. ^b (%)	ee ^c (%)
1	ZhaoPhos L1	>99	98
2	L2	45	97
3	L3	33	97
4	L4	11	13
5	L5	>99	99
6	L6	NR	NA
7 ^d	ZhaoPhos L1	65	98
8 ^d	L5	>99	99

^a Reaction conditions: 0.05 mmol **1a** in 1.0 mL THF, S/C = 100, 45 atm H₂, 1.0 equiv. HCl (4 M in dioxane), 25 °C, 24 h. ^b Determined by ¹H NMR analysis. ^c Determined by HPLC with a chiral stationary phase. ^d 30 atm H₂, S/C = 500, 16 h.

a great contribution to activate our substrate through anion-binding interactions. When the catalyst loading is decreased from 1.0 mol% to 0.2 mol%, full conversion and excellent enantioselectivity can be obtained with ligand **L5** (>99% conversion, 99% ee, Table 2, entry 8). Interestingly, it is better than ZhaoPhos **L1** (65% conversion, 98% ee, Table 2, entry 7 vs. entry 8). It is possible that a single anion-binding interaction in a precise position is sufficient in this asymmetric reaction, which is different from previous reports.^{11,12b,d,e,g}

A series of representative Brønsted acids were then deeply inspected in this Ir/ligand **L5**-catalyzed asymmetric hydrogenation of 3-phenyl-2*H*-benzo[*b*][1,4]oxazin-2-one **1a**, and we found that there is a significant correlation between the reactivity, enantioselectivity and acid strength of the Brønsted acid. When hydrochloric acid, HCl (4 M in dioxane), was switched to a strong acid, CF₃SO₃H, this hydrogenation proceeded smoothly to provide the same result with full conversion and 99% ee (Table 3, entries 1 and 7). CF₃COOH and H₃PO₄ gave high conversions and good enantioselectivities (95–>99% conversions, 81–84% ee, Table 3, entries 2 and 3). As expected, the weaker acids HCOOH and AcOH afforded poor reactivities and enantioselectivities (21–30% conversions, 57–58% ee, Table 3, entries 4–5). In addition, the amount of Brønsted acid HCl was further investigated in this asymmetric hydrogenation. We found that the amount of HCl had little effect on the reactivity and enantioselectivity, and the reaction results remained excellent, when the amount of HCl was gradually reduced from 2.0 equiv. to 0.01 equiv. (>99% conversion, 95–99% ee, Table 3, entries 6–10). However, no reaction was observed in the absence of the cocatalyst HCl (Table 3, entry 11), which showed that HCl was involved in this transformation with great importance. These results also displayed that the acid strength of the Brønsted acid cocatalyst is very important to achieve excellent results in this asymmetric hydrogenation, which may affect the

Table 3 Investigation of the effect of the Brønsted acid cocatalyst^a



Entry	Acid	pK _a (in H ₂ O) ^b	x (equiv.)	Conv. ^c (%)	ee ^d (%)
1	CF ₃ SO ₃ H	−14	1.0	>99	99
2	CF ₃ COOH	−0.25	1.0	>99	84
3	H ₃ PO ₄	2.12	1.0	95	81
4	HCOOH	3.77	1.0	30	58
5	CH ₃ COOH	4.76	1.0	21	57
6	HCl	−8	2.0	>99	99
7	HCl	−8	1.0	>99	99
8	HCl	−8	0.5	>99	99
9	HCl	−8	0.1	>99	99
10	HCl	−8	0.01	>99	95
11	HCl	−8	0	NR	NA
12 ^e	HCl	−8	1.0	>99	99

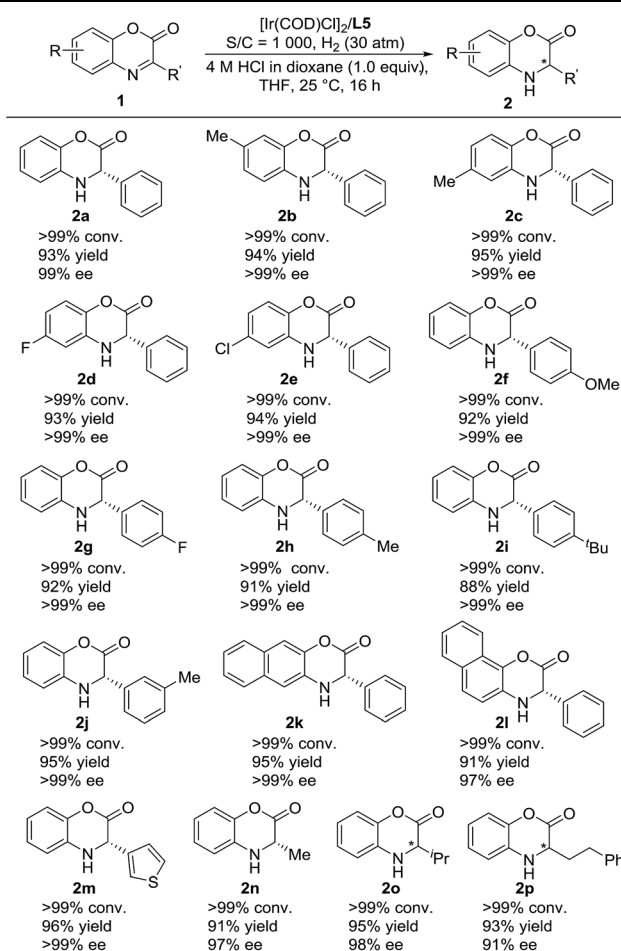
^a Reaction conditions: 0.05 mmol substrate **1a** in 1.0 mL THF, 30 atm H₂, 25 °C; S/C = 100, 16 h. ^b The pK_a data are available from Evans's pK_a table. ^c Conversion was determined by ¹H NMR analysis. ^d ee was determined by HPLC with a chiral stationary phase. ^e S/C = 1000. NR is no reaction, NA is not available.

formation of anion-binding activation among the substrate, Brønsted acid and ligand. To our delight, this asymmetric hydrogenation still proceeded smoothly with the same result even when catalyzed by only the 0.1 mol% [Ir(COD)Cl]₂/ligand **L5** catalyst with 1.0 equiv. HCl (4 M in dioxane) (Table 3, entry 12).

We then continued to investigate the substrate generality of this Ir-catalyzed asymmetric hydrogenation of prochiral benzoxazinones using *N*-methylated ZhaoPhos **L5** as the ligand. These reaction results are summarized in Table 4. A series of prochiral benzoxazinones were hydrogenated smoothly in this catalytic system to prepare various chiral dihydrobenzoxazinones with excellent results (>99% conversion, 88–96% yields, 91–>99% ee). The benzoxazinone substrates with different substituents on the benzo ring (**1b–1e**) were hydrogenated well with >99% conversion, 93–95% yields and >99% ee. In addition, regardless of the position or electronic properties of the substituents on the phenyl ring of the benzoxazinone substrates (**1f–1j**), the corresponding hydrogenation products (**2f–2j**) were obtained with 88–95% yields and >99% ee. The naphthyl substituted substrates with bulky steric hindrance (**1k–1l**) were obtained smoothly with excellent results (91–95% yields, 97–>99% ee). It is worth noting that the heteroaromatic substrate 3-(thiophen-3-yl)-2*H*-benzo[*b*][1,4]oxazin-2-one (**1m**) was well tolerated to produce the desired product (**2m**) with 96% yield and >99% ee. Moreover, the alkyl substrates (**1n–1p**) were hydrogenated smoothly with excellent results (>99% conversion, 91–95% yields, and 91–98% ee).

Encouraged by the success of the Ir/*N*-methylated ZhaoPhos **L5**-catalyzed asymmetric hydrogenation of prochiral benzoxazinones, the asymmetric hydrogenation of several

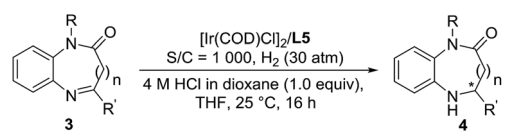


Table 4 Substrate scope study of Ir-catalyzed asymmetric hydrogenation of benzoxazinones^a

^a Unless otherwise noted, all reactions were carried out with a [Ir(COD)Cl]₂/ligand L5/substrate **1** (0.05 mmol) ratio of 0.5 : 1.1 : 1000 in 1.0 mL THF with 1.0 equiv. HCl (4 M in dioxane) at room temperature under 30 atm H₂ for 16 h. Conversion was determined by ¹H NMR analysis, ee was determined by HPLC with a chiral stationary phase, and the yield was isolated yield.

quinoxalinones was subsequently explored. As shown in Table 5, the asymmetric hydrogenation of quinoxalinones (**3a–3c**) proceeded efficiently, affording the desired products (**4a–4c**) with >99% conversion, 90–91% yields and 98–>99% ee (Table 5, entries 1–3). To our delight, the hydrogenation of benzo-seven-membered cyclic imine 4-phenyl-1*H*-benzo[*b*][1,4]diazepin-2(3*H*)-one (**3d**) proceeded smoothly to obtain the hydrogenation product (**4d**) with excellent results (>99% conversion, 91% yield, >99% ee, Table 5, entry 4). In addition, our catalytic system displayed extremely high activity in this asymmetric hydrogenation, and when the catalyst loading was reduced from 0.1 mol% to 0.02 mol% (S/C = 5000), the asymmetric hydrogenation of benzo-seven-membered cyclic imine (**3d**) can be finished with >99% conversion, 93% yield and >99% ee (Table 5, entry 5).

In order to further investigate the high activity of this Ir/*N*-methylated ZhaoPhos L5 catalytic system, the model substrate 3-phenyl-2*H*-benzo[*b*][1,4]oxazin-2-one **1a** was applied in this

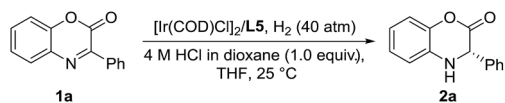
Table 5 Substrate scope study for Ir-catalyzed asymmetric hydrogenation of quinoxalinones and 4-phenyl-1*H*-benzo[*b*][1,4]diazepin-2(3*H*)-one^a

Entry	R	R'	<i>n</i>	Sub.	Prod.	Conv. ^b (%)	Yield ^c (%)	ee ^d (%)
1	H	Ph	0	3a	4a	>99	90	>99
2	H	Et	0	3b	4b	>99	91	99
3	Me	Ph	0	3c	4c	>99	91	98
4	H	Ph	1	3d	4d	>99	91	>99
5 ^e	H	Ph	1	3d	4d	>99	93	>99

^a Unless otherwise noted, all reactions were carried out with a [Ir(COD)Cl]₂/ligand L5/substrate **3** (0.05 mmol) ratio of 0.5 : 1.1 : 1000 in 1.0 mL THF at room temperature under 30 atm H₂ for 16 h. ^b Determined by ¹H NMR analysis. ^c Isolated yield. ^d Determined by HPLC analysis using a chiral stationary phase. ^e S/C = 5000.

asymmetric hydrogenation with very low catalyst loading under 40 atm H₂. These results are summarized in Table 6. The hydrogenation product **2a** can be obtained with full conversion, 91% yield and 99% ee when the catalyst loading is decreased from 0.1 mol% (S/C = 1000) to 0.01 mol% (S/C = 10 000) (Table 6, entries 1 and 2). Our catalytic system still exhibited high activity and excellent enantioselectivity with further diminution of the catalyst loading to 0.0025 mol% (S/C = 40 000), affording the product **2a** with excellent results (>99% conversion, 89% yield and 99% ee, Table 6, entry 3). In addition, good conversion and excellent enantioselectivity can be obtained even in the presence of 0.002 mol% (S/C = 50 000) catalyst (81% conversion, TON = 40 500, 72% yield, 99% ee, Table 6, entry 4).

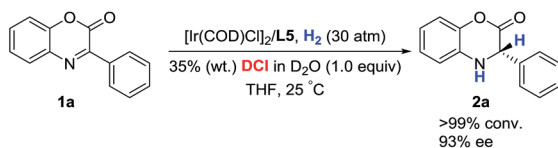
The deuterium-labeling experiment was conducted to verify the hydrogen atom source of the hydrogenation product dihydrobenzoxazinone. As shown in Scheme 2, the asymmetric hydrogenation of 3-phenyl-2*H*-benzo[*b*][1,4]oxazin-2-one **1a**

Table 6 High TON experiment^a

Entry	S/C	Time (h)	Conv. ^b (%)	Yield ^c (%)	ee ^d (%)
1	1000	16	>99	93	99
2	10 000	48	>99	91	99
3	40 000	72	>99	89	99
4	50 000	72	81	72	99

^a Reaction conditions: substrate **1a** (5.0 mmol) in 20.0 mL THF, 40 atm H₂, 1.0 equiv. HCl (4 M in dioxane), 25 °C. ^b Conversion was determined by ¹H NMR analysis. ^c Isolated yield. ^d ee was determined by HPLC with a chiral stationary phase.



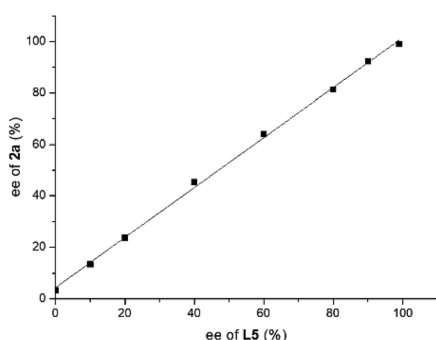
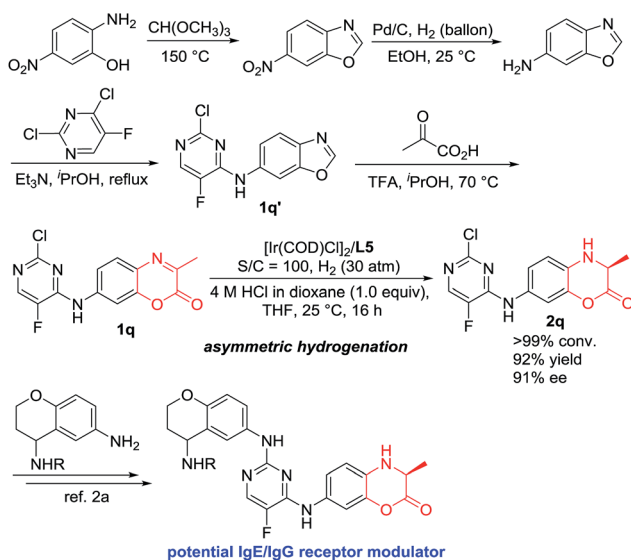


Scheme 2 Deuterium-labeling experiment.

proceeded in the presence of DCl in D₂O, and the product **2a** without deuterium was obtained. This observation displayed that the hydrogen atom of the hydrogenation product was from H₂ and not HCl to a great extent.

A series of asymmetric reductions of model substrate 3-phenyl-2*H*-benzo[*b*][1,4]oxazin-2-one **1a** were performed using ligand **L5** with varying ee values. As shown in Fig. 3, there is no nonlinear effect in this transformation, which indicated that there should be no catalyst self-aggregation or ligand–substrate agglomeration in this catalytic system.¹³

IgE/IgG is one of the most important immunoglobulins, which are associated with the release of vasoactive amines

Fig. 3 Investigation of the nonlinear effect of the hydrogenation of substrate **1a** using ligand **L5** with different ee values.

Scheme 3 Synthetic application for the construction of the key intermediate of biologically active molecules.

stored in basophils and tissue mast cell granules to cause allergic effects. Our catalytic hydrogenation methodology showed great synthetic application. As shown in Scheme 3, 7-((2-chloro-5-fluoropyrimidin-4-yl)amino)-3-methyl-2*H*-benzo[*b*][1,4]oxazin-2-one **1q** was efficiently obtained within four steps using the easily commercially available 2-amino-5-nitrophenol as the starting material.¹⁴ The Ir-catalyzed asymmetric hydrogenation of compound **1q** was efficiently accomplished to obtain the chiral compound **2q** with 92% yield and 91% ee, which is the key intermediate to construct the potential IgE/IgG receptor modulator for the treatment of autoimmune diseases.²

Conclusions

In summary, the Ir-catalyzed asymmetric hydrogenation of benzoxazinones and derivatives was successfully developed with *N*-methylated ZhaoPhos **L5** as the ligand through a new anion-binding activation strategy. A series of chiral dihydrobenzoxazinones and derivatives were obtained with excellent results (88–96% yields, 91–>99% ee, up to 40 500 TON). The utilization of a strong Brønsted acid, such as hydrochloric acid even at a small catalytic amount, as the cocatalyst is very important to form a single anion-binding interaction with the substrate and ligand **L5**, which strongly improved the reactivity. Moreover, a highly efficient synthetic route was developed to construct the key intermediate to synthesize a potential IgE/IgG receptor modulator through our catalytic methodology system.

Conflicts of interest

There are no conflicts to declare.

Acknowledgements

We are grateful for financial support from the National Natural Science Foundation of China (Grant No. 21432007 and 21502145), Wuhan Morning Light Plan of Youth Science and Technology (Grant No. 2017050304010307), Shenzhen Nobel Prize Scientists Laboratory Project (Grant No. C17783101) and the Fundamental Research Funds for and the Central Universities (Grant No. 2042018kf0202). The Program of Introducing Talents of Discipline to Universities of China (111 Project) is also appreciated.

Notes and references

- (a) F. Grant, S. Bartulis, L. Brogley, M. S. Dappan, R. Kasar, A. Khan, M. Neitzel, M. A. Pleiss, E. D. Thorsett and J. Tucker, PCT Int. Appl. WO 2003093245 A1, 2003; (b) Z. Jones, R. Groneberg, M. Drew and C. T. Eary, *U.S. Pat.*, 20050282812, 2005; (c) D.-S. Su and M. G. Bock, *U.S. Pat. Appl. Publ.* US 20050020591 A1, 2005; (d) J. Ilaš, P. Š. Anderluh, M. S. Dolenc and D. Kikelj, *Tetrahedron*, 2005, **61**, 7325–7348; (e) C. J. Abraham, D. H. Paull, M. T. Scerba, J. W. Grebinski and T. Lectka, *J. Am. Chem. Soc.*, 2006, **128**, 13370–13371; (f) D. V. Smil, S. Manku, Y. A. Chantigny, S. Leit, A. Wahhab, T. P. Yan, M. Fournel,



- C. Maroun, Z. Li, A.-M. Lemieux, A. Nicolescu, J. Rahil, S. Lefebvre, A. Panetta, J. M. Besterman and R. Déziel, *Bioorg. Med. Chem. Lett.*, 2009, **19**, 688–692; (g) M. Rueping, M. Stoeckel, E. Sugiono and T. Theissmann, *Tetrahedron*, 2010, **66**, 6565–6568.
- 2 (a) R. Singh, A. Argade, D. G. Payan, J. Clough, H. Keim, S. Bhamidipati, C. Sylvain and H. Li, WO2004014382 A1, 2004; (b) R. Singh, A. Argade, D. G. Payan, J. Clough, H. Keim, S. Bhamidipati, C. Sylvain and H. Li, *US 7517886B2*, 2009.
- 3 A. Kuhl, P. Kolkhof, L. Telan, J. G. Peters, K. Lustig, R. Kast, K. Muentner, J. P. Stasch and H. Tinel, WO 2005028451, 2005.
- 4 S. Fleischer, S. Zhou, S. Werkmeister, K. Junge and M. Beller, *Chem.-Eur. J.*, 2013, **19**, 4997–5003.
- 5 C. T. Eary, Z. S. Jones, R. D. Groneberg, L. E. Burgess, D. A. Mareska, M. D. Drew, J. F. Blake, E. R. Laird, D. Balachari, M. O'Sullivan, A. Allen and V. Marsh, *Bioorg. Med. Chem. Lett.*, 2007, **17**, 2608–2613.
- 6 A. Wang, C. P. Prouty, P. D. Pelton, M. Yong, K. T. Demarest, W. V. Murray and G.-H. Kuo, *Bioorg. Med. Chem. Lett.*, 2010, **20**, 1432–1435.
- 7 (a) R. I. Storer, D. E. Carrera and D. W. C. Macmillan, *J. Am. Chem. Soc.*, 2006, **128**, 84–86; (b) X. Chen, Y. Zheng, C. Shu, W. Yuan, B. Liu and X. Zhang, *J. Org. Chem.*, 2011, **76**, 9109–9115; (c) Q.-A. Chen, K. Gao, Y. Duan, Z.-S. Ye, L. Shi, Y. Yang and Y.-G. Zhou, *J. Am. Chem. Soc.*, 2012, **134**, 2442–2448; (d) J. L. Nunez-Rico and A. Vidal-Ferran, *Org. Lett.*, 2013, **15**, 2066–2069; (e) L.-Q. Lu, Y. Li, K. Junge and M. Beller, *J. Am. Chem. Soc.*, 2015, **137**, 2763–2768; (f) Y. Zhang, R. Zhao, R. L.-Y. Bao and L. Shi, *Eur. J. Org. Chem.*, 2015, 3344–3351; (g) X. Zhang, B. Xu and M.-H. Xu, *Org. Chem. Front.*, 2016, **3**, 944–948.
- 8 *Comprehensive Asymmetric Catalysis*, ed. E. N. Jacobsen, A. Pfaltz and H. Yamamoto, Springer, Berlin, 1999.
- 9 For reviews, see: (a) R. R. Knowles and E. N. Jacobsen, *Proc. Natl. Acad. Sci. U. S. A.*, 2010, **107**, 20678–20685; (b) R. J. Phipps, G. L. Hamilton and F. D. Toste, *Nat. Chem.*, 2012, **4**, 603–614; (c) K. Brak and E. N. Jacobsen, *Angew. Chem., Int. Ed.*, 2013, **52**, 534–561; (d) M. Mahlau and B. List, *Angew. Chem., Int. Ed.*, 2013, **52**, 518–533.
- 10 (a) M. S. Sigman and E. N. Jacobsen, *J. Am. Chem. Soc.*, 1998, **120**, 4901–4902; (b) A. G. Wenzel and E. N. Jacobsen, *J. Am. Chem. Soc.*, 2002, **124**, 12964–12965; (c) T. Okino, Y. Hoashi and Y. Takemoto, *Tetrahedron Lett.*, 2003, **44**, 2817–2821; (d) M. S. Taylor and E. N. Jacobsen, *J. Am. Chem. Soc.*, 2004, **126**, 10558–10559; (e) D. J. Maher and S. J. Connon, *Tetrahedron Lett.*, 2004, **45**, 1301–1305; (f) H. Huang and E. N. Jacobsen, *J. Am. Chem. Soc.*, 2006, **128**, 7170–7171; (g) M. P. Lalonde, Y. Chen and E. N. Jacobsen, *Angew. Chem., Int. Ed.*, 2006, **45**, 6366–6370; (h) M. S. Taylor and E. N. Jacobsen, *Angew. Chem., Int. Ed.*, 2006, **45**, 1520–1543; (i) X. Yu and W. Wang, *Chem.-Asian J.*, 2008, **3**, 516–532; (j) P. M. Pihko, *Hydrogen Bonding in Organic Synthesis*, Wiley, 2009.
- 11 (a) Z. Zhang and P. R. Schreiner, *Chem. Soc. Rev.*, 2009, **38**, 1187–1198; (b) C. Zhao, C. A. Sojdak, W. Myint and D. Seidel, *J. Am. Chem. Soc.*, 2017, **139**, 10224–10227; (c) K. Eichstaedt, J. Jaramillo-Garcia, D. A. Leigh, V. Marcos, S. Pisano and T. A. Singleton, *J. Am. Chem. Soc.*, 2017, **139**, 9376–9381; (d) A. E. Wendlandt, P. Vangal and E. N. Jacobsen, *Nature*, 2018, **556**, 447–451.
- 12 Selected examples: (a) Q. Zhao, S. Li, K. Huang, R. Wang and X. Zhang, *Org. Lett.*, 2013, **15**, 4014–4017; (b) Q. Zhao, J. Wen, R. Tan, K. Huang, P. Metola, R. Wang, E. V. Anslyn and X. Zhang, *Angew. Chem., Int. Ed.*, 2014, **53**, 8467–8470; (c) Z. Han, P. Li, Z. Zhang, C. Chen, Q. Wang, X.-Q. Dong and X. Zhang, *ACS Catal.*, 2016, **6**, 6214–6218; (d) J. Wen, R. Tan, S. Liu, Q. Zhao and X. Zhang, *Chem. Sci.*, 2016, **7**, 3047–3051; (e) P. Li, Y. Huang, X. Hu, X.-Q. Dong and X. Zhang, *Org. Lett.*, 2017, **19**, 3855–3858; (f) X. Li, C. You, Y. Yang, Y. Yang, P. Li, G. Gu, L. W. Chung, H. Lv and X. Zhang, *Chem. Sci.*, 2018, **9**, 1919–1924; (g) J. Wen, X. Fan, R. Tan, H.-C. Chien, Q. Zhou, L. W. Chung and X. Zhang, *Org. Lett.*, 2018, **20**, 2143–2147; (h) X. Yin, Y. Huang, Z. Chen, Y. Hu, L. Tao, Q. Zhao, X.-Q. Dong and X. Zhang, *Org. Lett.*, 2018, **20**, 4173–4177.
- 13 (a) D. Guillaneux, S.-H. Zhao, O. Samuel, D. Rainford and H. B. Kagan, *J. Am. Chem. Soc.*, 1994, **116**, 9430–9439; (b) C. Girard and H. B. Kagan, *Angew. Chem., Int. Ed.*, 1998, **37**, 2922–2959.
- 14 (a) S. Yan, L. Ye, M. Liu, J. Chen, J. Ding, W. Gao, X. Huang and H. Wu, *RSC Adv.*, 2014, **4**, 16705–16709; (b) D.-J. Zhang, W.-F. Sun, Z.-J. Zhong, R.-M. Gao, H. Yi, Y.-H. Li, Z.-G. Peng and Z.-R. Li, *Molecules*, 2014, **19**, 925–939; (c) Y. C. Teo, S. N. Riduan and Y. Zhang, *Green Chem.*, 2013, **15**, 2365–2368; (d) Y. Kamada, N. Sakai, S. Sogabe, K. Ida, H. Oki, K. Sakamoto, W. Lane, G. Snell, M. Iida, Y. Imaeda, J. Sakamoto and J. Matsui, *J. Med. Chem.*, 2017, **60**, 4358–4368.

