

Received:
16 November 2017
Revised:
30 January 2018
Accepted:
7 March 2018

Cite as: Sandro L. Barbosa, Camila D. Lima, Melina A. R. Almeida, Larissa S. Mourão, Myrlene Ottone, David L. Nelson, Stanlei I. Klein, Lucas D. Zanatta, Giuliano C. Clososki, Franco J. Caires, Eduardo J. Nassar, Gabriela R. Hurtado. The preparation of benzyl esters using stoichiometric niobium (V) chloride versus niobium grafted SiO₂ catalyst: A comparison study. *Heliyon* 4 (2018) e00571. doi: 10.1016/j.heliyon.2018.e00571



The preparation of benzyl esters using stoichiometric niobium (V) chloride versus niobium grafted SiO₂ catalyst: A comparison study

Sandro L. Barbosa^{a,*}, Camila D. Lima^a, Melina A. R. Almeida^a, Larissa S. Mourão^a, Myrlene Ottone^a, David L. Nelson^a, Stanlei I. Klein^{b,*}, Lucas D. Zanatta^c, Giuliano C. Clososki^d, Franco J. Caires^d, Eduardo J. Nassar^e, Gabriela R. Hurtado^f

^a Department of Pharmacy, Universidade Federal dos Vales do Jequitinhonha e Mucuri - UFVJM, Campus JK, Rodovia MGT 367 - Km 583, nº 5000, Alto da Jacuba, CEP 39100-000 Diamantina, MG, Brazil

^b Department of General and Inorganic Chemistry, Institute of Chemistry, São Paulo State University - Unesp, R. Prof. Francisco Degni, nº 55, Quitandinha, CEP 14800-060 Araraquara, SP, Brazil

^c Bioinorganic Chemistry Laboratory, Department of Chemistry, Faculdade de Filosofia Ciências e Letras de Ribeirão Preto e University of São Paulo, Av. Bandeirantes 3900, CEP 14040-901, Ribeirão Preto, SP, Brazil

^d Department of Physics and Chemistry, Faculdade de Ciências Farmacêuticas de Ribeirão Preto, Universidade de São Paulo - USP, Av. Do Café s/n, 14040-903, Ribeirão Preto, SP, Brazil

^e Universidade de Franca, Av. Dr. Armando Salles Oliveira 201, C.P. 82, Franca, CEP 14404-600, SP, Brazil

^f Universidade Estadual Paulista "Júlio de Mesquita Filho" - Unesp, Instituto de Ciência e Tecnologia, Rodovia Presidente Dutra Km 138, São José dos Campos, CEP 12247-004, SP, Brazil

* Corresponding authors.

E-mail addresses: sandro.barbosa@ufvjm.edu.br (S.L. Barbosa), stanlei@iq.unesp.br (S.I. Klein).

Abstract

Two solvent free methods of a one-to-one alcohol/acid mol ratio synthesis of benzyl esters of the formic, acetic, benzoic, salicylic, nicotinic, and oxalic acids are described. The stoichiometric reactions used 1.5 mol ratio solid NbCl₅ as the reagent and required from two to three hours for completion at room temperature; for the catalytic processes, NbCl₅ was grafted directly, at room temperature, onto a silica gel of specific area of 507 m²g⁻¹, produced from

construction sand and sodium carbonate, forming a 5.4% Nb w/w SiO₂-Nb gel with a specific area of 412 m²g⁻¹. At 10% w/w catalyst/alcohol ratio, this SiO₂-Nb catalyst gave similarly very good yields but required from 6 to 9 hours at the reflux temperature of the slurry. The catalyst could be re-used three times.

Keyword: Organic chemistry

1. Introduction

We have previously shown that a mixture composed of ZnCl₂/SiO₂ is a very powerful heterogeneous catalyst for the microwave-driven production of esters from aromatic or aliphatic carboxylic acids and alcohol mixtures, but we also demonstrated that the esterification catalyst, as were all others to date, was ineffective if the alcohol participant bore an aromatic ring, such as benzyl alcohol [1]. In the search for an active catalyst for the latter transformations, we found that suspensions of NbCl₅/Al₂O₃ in carboxylic acid-alcohol mixtures did afford the corresponding esters from mixtures of benzyl alcohol with acetic acid but, more interestingly, from the also aromatic ring bearing benzoic acid, all the reactions promoted by microwave irradiation. In that study, it was found that the mole ratio of catalyst to alcohol could be tuned to produce exclusively dibenzyl ether, independent of the presence of excesses of the acid; moreover, no organic products were obtained when the catalyst was treated with the benzoic acid alone [2]. Interestingly, a recent report called the attention for the fact that niobium, when grafted on silica, does have a great affinity for carboxylic acids [3]. We therefore decided to compare the reactivity of NbCl₅ grafted on silica versus pure NbCl₅ and compare the results with that of the mixture NbCl₅/Al₂O₃, which was shown by us to be insensible to carboxylic acids. It must be pointed out that we have already developed an hydrophilic acid-sulfonated silica catalyst, SiO₂-SO₃H, that is capable of producing benzyl benzoate from benzyl alcohol and benzoic acid in excellent yields (>93%) [4], and that to the best of our knowledge, this is the first report of the direct use of the dimeric NbCl₅ in the synthesis of solid catalysts involving the niobium-silica grafting, although Basset et al employed recently the monomeric niobium pentachloride etherate for the same purpose [5].

2. Experimental

2.1. Raw materials

The benzyl alcohol and the formic, acetic, benzyl, nicotinic and oxalic acids were used as purchased. SiO₂ was produced from fine construction sand, and NbCl₅ was donated by the Companhia Brasileira de Metalurgia e Mineração (CBMM).

2.2. Instrumentation

SEM micrographs were performed on a Zeiss VEVO 50, EDS analyses with an IXRF Systems 500. XRD patterns were collected in a RIGAKU diffractometer at 30 kV and 20 mA using CuK_α radiation. DTA was carried out using a Perkin Elmer 1700 analyzer. The infrared spectra of solid samples were recorded as KBr pellets in the $4000\text{--}400\text{ cm}^{-1}$ range on a Varian 640 spectrometer operating in the FT mode. Esters contents and yields were determined with a GC/MS-QP 2010/AOC 5000 AUTO INJECTOR/Shimadzu Gas Chromatograph/Mass Spectrometer equipped with a 30 m Agilent J&W GC DB-5 MS column. Direct insertion spectra were measured at 70 eV. Quantitative analyses were performed on a Shimadzu GC-2010 gas chromatograph equipped with a flame ionization detector. ^1H - and ^{13}C -NMR spectra were recorded on Bruker *Avance* 400 and *Avance* 500 Spectrometers. All reactions were performed under atmospheric pressure and were monitored by TLC with Silica Gel 60 F 254 on aluminum; the chromatograms were visualized by UV or using the ethanolic vanillin developing agent. Silica gel (Merck 230–400 mesh) was used for purification of products by flash column chromatography using hexane and ethyl acetate (9:1) as eluent.

2.3. Silica gel and NbCl_5 grafted on silica

The silica gel was produced as described previously [4]. To 10.00 g of this silica it was added 1.00 g of NbCl_5 , and the mixture was stirred at room temperature for 24 h, heated at $150\text{ }^\circ\text{C}$ for 4 h, cooled and stored in a desiccator. The very hydrophilic $\text{SiO}_2\text{-Nb}$ gel catalyst with 5.4% Nb w/w was characterized by IR, SEM, EDX, XRD, DTA and N_2 adsorption-desorption.

2.4. Determination of Bronsted and Lewis acids in the $\text{SiO}_2\text{-Nb}$ catalyst [6, 7]

A KBr pellet with a known mass of the $\text{SiO}_2\text{-Nb}$ sample was dried at $120\text{ }^\circ\text{C}$ for 2 h, allowed to cool and had its infrared spectra determined, and in the sequence, it was placed in a desiccator in the presence of 2.00 mL of pyridine, where it remained for 48 h. Its new IR spectrum was obtained, the areas of the bands at 1545 and 1450 cm^{-1} characteristic of the interactions between pyridine and the acid sites were used to calculate the acidity of each Brønsted and Lewis site, respectively, by means of the equation:

$$q_{\text{B,L}} = (A_{\text{B,L}} \pi D^2) (4wE_{\text{B,L}})^{-1}$$

where D = diameter of the pellet (cm); w = mass of the sample (g); $A_{\text{B,L}}$ = integration of the areas of the corresponding absorbance bands, obtained with the help of software after optimization of the baseline; $E_{\text{B,L}}$ = extinction coefficient of the interaction of pyridine with the

acid sites: Bronsted = $1.67 \pm 0.12 \text{ cm} \cdot \mu\text{mol}^{-1}$ and Lewis = $2.22 \pm 0.21 \text{ cm} \cdot \mu\text{mol}^{-1}$. The calculated numbers of sites were: $qB = 153.93 \mu\text{mol/g}$ and $qL = 380.11 \mu\text{mol/g}$ of $\text{SiO}_2\text{-Nb}$.

2.5. Typical procedures

All the reactions involving solid NbCl_5 were performed at room temperature for 2–3 hours, and the reactions catalyzed by $\text{SiO}_2\text{-Nb}$ were heated under reflux in a 125-mL two-necked round bottom flask using a heating mantle for 6–9 hours, all reactions accompanied by TLC or GC/MS; the final temperatures of the slurries varied within the narrow range of 8° , from 122°C for the mixture containing nicotinic acid, to 130°C for the slurry of acetic acid (Table 1). To each of the cooled vessels from the reactions, 30.0 mL of diethyl ether was added, the mixture was filtered, the organic extracts were washed with 10.0 mL of saturated NaHCO_3 , dried over anhydrous MgSO_4 and concentrated under reduced pressure. The residues were purified on chromatographic columns using hexane:ethyl acetate 9:1 as the eluent to furnish the pure products as colorless oils. The esters were identified by GC/MS, ESI-TOF mass spectrometry and ^1H - and ^{13}C -NMR spectroscopy.

2.5.1. Typical procedure for the synthesis of benzyl esters using solid NbCl_5

A mixture of carboxylic acid (1.00 mmol), benzyl alcohol (1.00 mmol, 0.1081g) and NbCl_5 (1.50 mmol, 0.4052 g) was stirred at room temperature. After completion of the reaction (TLC, 2–3 hours), diethyl ether (20 mL) was added, the mixture was centrifuged, the metal-containing solids were filtered off and the product purified as described in Section 2.5 above. The yields are listed in Table 2.

2.5.2. Typical procedures for the synthesis of benzyl esters using $\text{SiO}_2\text{-Nb}$

The mixtures of carboxylic acid (1.00 mmol), benzyl alcohol (1.00 mmol, 0.1081g) and $\text{SiO}_2\text{-Nb}$ (10% w/w 0.0108g, relative benzyl alcohol) were heated to their reflux

Table 1. Direct esterification of carboxylic acids with benzyl alcohol using NbCl_5 grafted in SiO_2 .

Carboxylic acid	Reaction temperature $^\circ\text{C}$	Reaction time, h	Esters (%) ^a using $\text{SiO}_2\text{-Nb}$
Formic	122	6	80.88 (74.00)
Benzoic	129	6	94.30 (80.00)
Nicotinic	122	9	66.16 (61.03)
Salicylic	130	9	88.80 (81.40)
Oxalic ^b	128	6	90.65 (84.00)

^a Total yield by GC, recovered yields in parenthesis.

^b Yield corresponds to bisbenzyl oxalate.

Table 2. Direct esterification of carboxylic acids with benzyl alcohol using NbCl_5 (3 h at room temperature).

Carboxylic acid	Esters (%) ^a using NbCl_5	Recovered Benzyl alcohol (%)
Formic acid	85.14 (80.00)	13.08
Benzoic acid	98.50 (90.00)	0.00
Nicotinic acid	87.76 (53.00)	**
Salicylic acid	55 (44.00)	2.58

^aTotal yield. The yield measured by GC for the isolated esters are indicated in parentheses. In each experiment, 1.0 mmol of each acid and 1.0 mmol of benzyl alcohol were used except for the reaction with nicotinic acid and NbCl_5 , (**) in which 5.6 mmol of alcohol was used.


temperatures (Table 1). After completion of the reaction (TLC, 6-9 hours), diethyl ether (20 mL) was added to the cooled reaction mixture, and the product was isolated as described in Section 2.5. The yields are listed in Table 1. Reactions under identical conditions, but using the original SiO_2 gel as promoter, failed to give measurable results (see Supplemental information).

3. Results and discussion

3.1. Characterization of the SiO_2 -Nb catalyst

3.1.1. SEM and EDS results

Fig. 1 show the expected lowering of surface irregularities of the SiO_2 gel after Nb grafting [3]. The original gel consisted of small, agglomerated particles with a total surface area of $507 \text{ m}^2 \text{ g}^{-1}$, whereas the SiO_2 -Nb catalyst presented irregularly shaped large particles, with a surface area of $412 \text{ m}^2 \text{ g}^{-1}$. EDS analysis showed SiO_2 -Nb to be consistent of 5.4% Nb in weight.

**Fig. 1.** SEM micrographs of the prepared SiO_2 (left) and SiO_2 -Nb lattice (right).

3.1.2. The XRD patterns

The XRD patterns of the materials presented no significant differences after modification of the silica surface, probably due to the overlap of the Nb(V) oxide/chloride species diffraction planes with the silica amorphous halo, reflecting the low abundance of Nb^V species (Fig. 2).

3.1.3. The N₂ adsorption/desorption analysis

N₂ adsorption/desorption analysis (Fig. 3) confirmed the decrease in the specific surface area (S_{BET}) of the original SiO₂ gel from 507 m²g⁻¹ to 412 m²g⁻¹ upon Nb grafting. The same behavior was found in the pore size distributions of the materials determined by the BJH method (Fig. 3 inserted), which showed a pore diameter range between 10 and 800 Å.

3.1.4. The infrared spectrum

The infrared spectrum of the silica (Fig. 4, left) is representative of an amorphous silica gel [2]. The characteristic absorption bands around 3400 and 1630 cm⁻¹ are associated with the stretching and bending modes of molecular water, whereas the shoulder at 3200 and the weak absorption at 960 cm⁻¹ are related to the –OH and Si-OH vibrations of the silica silanol groups. The bands at 1090 and the associated shoulder at 1190 cm⁻¹ are characteristic of the asymmetric stretching modes of

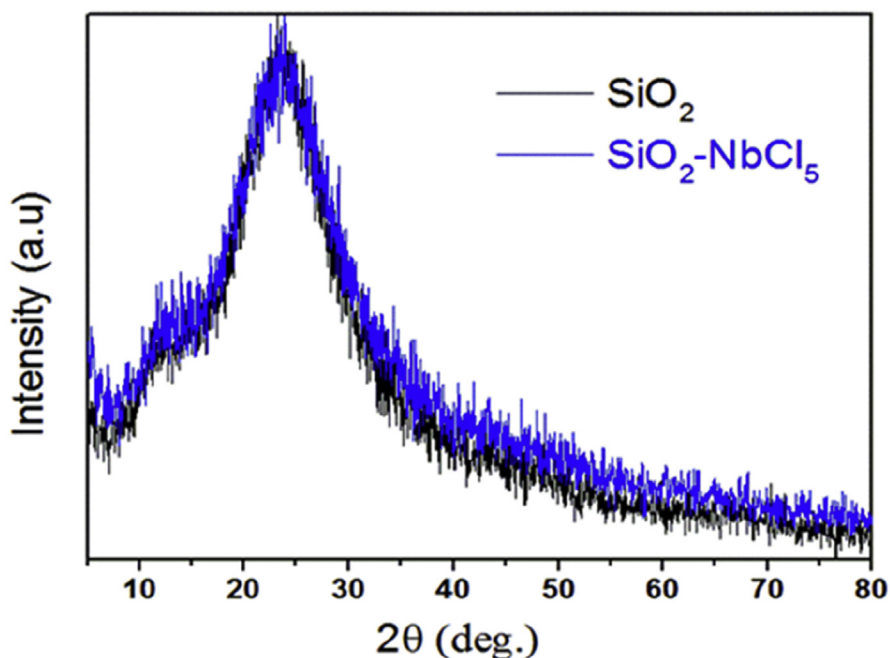


Fig. 2. Powder X-ray diffractograms of SiO₂ (black) and SiO₂-Nb (blue).

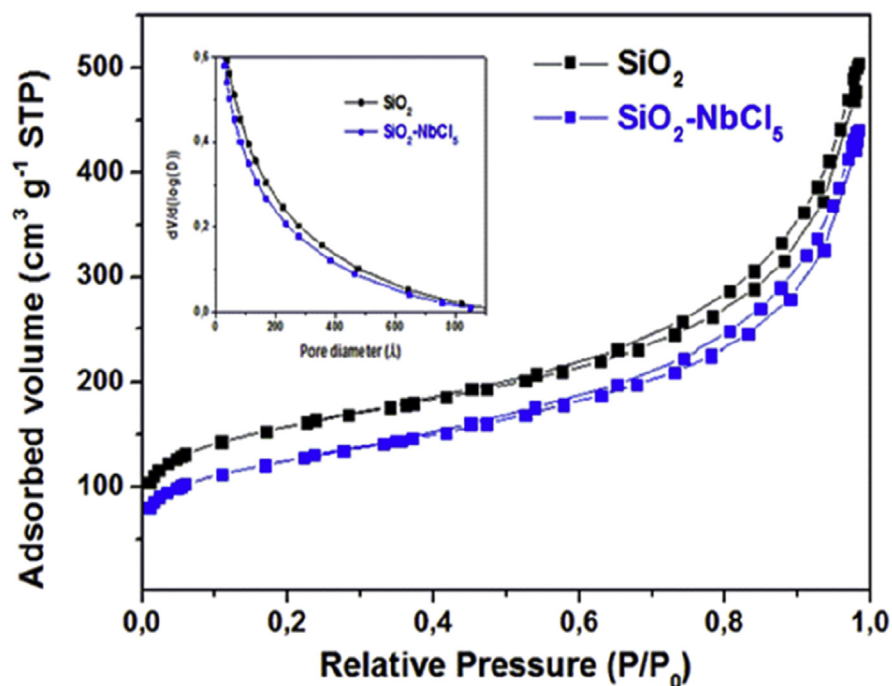


Fig. 3. N₂ adsorption/desorption isotherms and (inset) BJH pore size distributions for (black squares) pure silica (SiO₂) before modification (black squares) and SiO₂-Nb (blue squares).

the Si-O-Si bonds. The absorption at 800 cm⁻¹ is characteristic of the ring-structured tetrahedral SiO₄ (Si-O-Si symmetric stretchings), the Si-O-Si bending vibrations at 470 cm⁻¹, and the overtones typical of the amorphous silicas in the region of 1800–1900 cm⁻¹ complete the spectrum of the gel [2]. The small quantity of niobium in the catalyst prevented the observation of particular Si-O-Nb IR vibrations in the spectrum of the SiO₂-Nb catalyst (Fig. 4, right).

3.1.5. TG and DTA analysis

The TG and DTA analysis of SiO₂-Nb only showed the loss of water (96.5 °C); the decomposition of the niobium associated with SiO₂ was not observed.

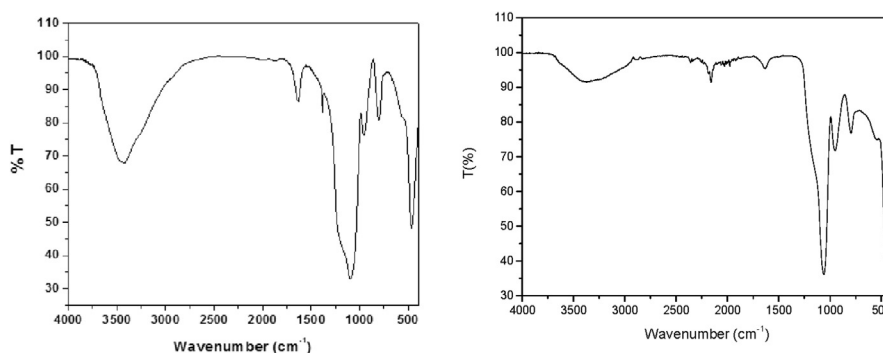


Fig. 4. FTIR spectra of the silica gel (left) and SiO₂-Nb (right).

3.2. Esterification reactions using solid NbCl₅

The aliphatic acids chosen were the formic and acetic acids, the aromatic acids were benzoic and nicotinic acids; we further tested NbCl₅ and benzyl alcohol for the production of the mono- and di-esters of oxalic acid, which may become of interest in organic synthesis for alkylation reactions (for the usefulness of the benzyl esters of the acids see, for instance, [8]).

The molar ratio of niobium to the reagents was initially investigated by varying the amount of niobium pentachloride from 0.20 to 1.50 mmol, while maintaining 1.00 mmol of benzyl alcohol and a large excess of acetic acid (5.6 mmol) for 3 h at room temperature. In all the experiments, the insoluble particles were centrifuged, and the excess acid removed with a saturated solution of NaHCO₃. The yields were first measured by GC-MS, and separations of the products were then achieved using column chromatography (see section 2). The data are summarized in Table 3, the relationship between the amount of NbCl₅ and the yields are also shown in Fig. 5, and both suggest that the reactions of NbCl₅ are stoichiometric. The amount of recovered alcohol decreased with the increase in the metal content and the concomitant production of benzyl acetate. At low transition metal loads, concurring reactions involving only benzyl alcohol, such as dehydration and halide substitution, played a minor role in forming the products. With the 1:1:1.5 acid:alcohol:Nb molar ratio used, an excellent conversion (96.5%) to benzyl acetate was achieved during the 3 h reactions (last entry, Table 3).

Further experiments were performed in which 1.0 mmol quantities of benzyl alcohol and 1.0 mmol of some selected acids were added directly to 1.5 mmol of NbCl₅, and the mixtures stirred at room temperature for 3 h. In all the cases, the formation traces of benzyl chloride were observed, but no dibenzyl ether was detected. Moreover, the results summarized in Table 2 (entries 1 and 2) indicated that the reactivity of NbCl₅ was not influenced by the size of the acid, and very good yields of benzyl formate and benzyl benzoate were obtained. The presence of the nitrogen heteroatom of

Table 3. Direct esterification of acetic acid with benzyl alcohol using NbCl₅.

Acetic acid (mmol)	Benzyl alcohol (mmol)	NbCl ₅ (mmol)	Benzyl acetate (%) ^a	Dibenzyl ether (%) ^a	Benzyl chloride (%) ^a	Recovered Benzyl alcohol (%) ^a
5.6	1.0	0.2	27.8	7.7	1.41	63.06
5.6	1.0	0.4	39.9	9.89	1.52	48.70
5.6	1.0	1.0	71.9	17.4	1.63	9.12
5.6	1.0	1.5	95.4	0.00	0.00	4.62
1.0	1.0	1.5	96.5	0.00	0.00	3.54

^aGC yields (%).

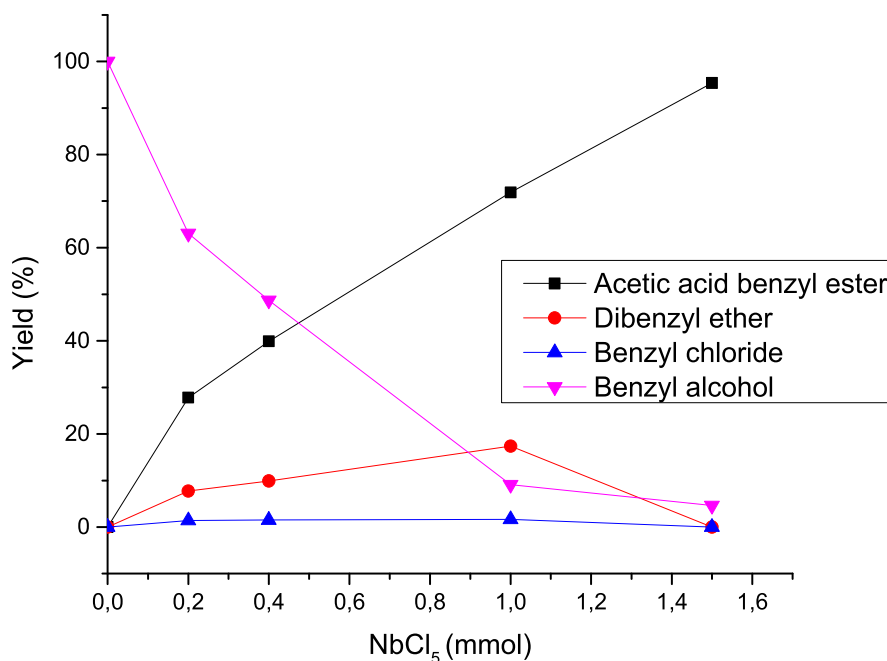


Fig. 5. Product distribution from increasing ratios of NbCl₅ and the mixture of 5.6:1 mol/mol acetic acid and benzyl alcohol.

nicotinic acid seemed to have little influence on the esterification promoted by NbCl₅, and a very good 87% yield of benzyl ester was obtained (entry 3, Table 2), even if a large amount of alcohol was necessary in this reaction in order to solubilize the acid. However, the presence of the extra hydroxyl in salicylic acid seemed to induce side reactions, probably due to the formation of stable 5-membered ring metal chelates [9], and relatively modest yields of benzyl salicylate resulted (entry 4, Table 2); ESI mass spectrometry measurements of the product mixture indicated the formation of molecular masses equivalent to salicyl salicylate, but these products were not investigated further.

The interaction of the NbCl₅-benzyl alcohol pair with oxalic acid showed interesting results. In all the reactions, a mole ratio of 1:5.6 diacid/alcohol was maintained while varying the quantities of the transition metal promoter (Table 4). It was found that

Table 4. Direct esterification of oxalic acid with benzyl alcohol by NbCl₅.

NbCl ₅ (mmol) ^a	Monobenzyl oxalate (%)	Dibenzyl oxalate (%)	Time (h)	Dibenzyl ether (%)	Benzyl chloride (%)	Rec. Benzyl alcohol (%)
0.40	27.82		5.0	0.00	1.41	70.77
1.00	54.51		5.0	0.00	8.99	36.51
1.50	89.48	89.48	1.0	0.00	8.91	1.61
1.50		93.49	2.0	0.00	6.51	0.00
3.00		94.19	2.0	0.00	5.81	0.00

^a 1.00 mmol of oxalic acid and 5.60 mmol of benzyl alcohol were utilized in all the experiments.

the ester formation was still stoichiometric, and small loads of NbCl_5 lead to low conversion rates, high benzyl alcohol recovery, and long reaction times (entries 1 and 2, Table 4). Again, at the optimum 1.5:1 niobium/acid ratio, an excellent yield of the monoester could be achieved in a rather short reaction time (entry 3, Table 4) with no indication of the formation of the dibenzyl oxalate in spite of the large concentration of benzyl alcohol in the reaction mixture. The formation of the diester in these reactions seemed to occur only after the completion of the first esterification step, and very good yields of dibenzyl oxalate could be achieved by doubling the reaction time (entries 3 and 4, Table 4). A further increase in the amount of the metal promoter did not affect the velocity of the second step of the reaction (entry 5, Table 4), reinforcing the idea that, whenever possible, NbCl_5 will produce 5-membered chelates, which will affect the rate and the mechanism of the esterification reactions.

3.3. Esterification reactions using solid $\text{SiO}_2\text{-Nb}$ as catalyst

In the present work, the catalyst mixture ($\text{SiO}_2\text{-Nb}$) was prepared using 10% (w/w) of NbCl_5 in relation to the SiO_2 , which resulted in a $\text{SiO}_2\text{-Nb}$ new gel with 5.4 % Nb (see section 2). In the esterification reactions, we used 10% (w/w) of the catalyst to the alcohol, for a 1:1 ratio of carboxylic acid to benzyl alcohol. Thus, 0.0108 grams of $\text{SiO}_2\text{-Nb}$, equivalent to 0.58 mg Nb or 6 μmol of Nb, roughly 1/1000th the quantity of Nb that was used when NbCl_5 was employed alone, were used against 1.00 mmol of carboxylic acid and 1.00 mmol benzyl alcohol and even so, the yields of the catalyzed reactions were high (Table 1).

It is very interesting to note that the yields obtained with the grafted catalyst (Table 1) were similar or greater than those obtained using NbCl_5 , except for the reactions involving nicotinic acid. The lower yield of benzyl nicotinate and the recovery of benzyl alcohol in these reactions may reflect the preference of the surface niobium in the supposed $(\equiv\text{Si-O})_n\text{NbX}_m$ species ($\text{X} = \text{Cl}$ and/or OH) to coordinate nicotinic acid through its nitrogen atom; this affirmative is consistent with the fact that chemisorption of pyridine onto $\text{SiO}_2\text{-Nb}$ showed a difference of ca. 250% more Lewis acid sites than Bronsted acid sites, which means that there would be a preference for the formation of coordination compounds at the surface of this particular catalyst. It is important to mention that the analysis of niobium-trimethyl phosphine coordination complexes by MAS ^{31}P NMR helped Pelletier and Basset's group assign the type and immediate neighborhood of $(\equiv\text{Si-O-NbCl}_n\text{-PMe}_3)$ species at the surface of their $\text{SiO}_2\text{-Nb}$ catalyst [5].

In this catalytic method, competing reactions involving only benzyl alcohol, such as halide substitution, were not observed, and no other sub-products were detected when using the fresh catalyst for the first time. However, attempts to re-use the catalyst had an interesting outcome, as summarised in Table 5.

Table 5. Doble esterification of oxalic acid with benzyl alcohol for testing de re-use of the SiO₂-Nb catalyst.

Reaction	Temperature °C	Time h	Total yield %	Recovered yield %	Dibenzyl ether %
1° re-use	130	6.5	75,92	70,59	0.00
2° re-use	130	6.5	62.66	55.99	17.88
3° re-use	130	6.5	30,3	23.77	30,30

Oxalic acid was chosen for the SiO₂-Nb re-use tests because dibenzyl oxalate was originally obtained in very good yield, and in a short time for this catalyst (Table 1). It is evident from the data in Table 5 that there must be some leaching from the use of the fresh catalyst to the first re-use, for the yield falls from ca. 90% to ca 70% but no chlorides or the bisbenzyl ether are observable in these two sequential reactions. The appearance of the ether from the second re-use of the catalyst reveal that a tremendous change in the structure of the catalyst took place, most probably the change of the remaining ($\equiv\text{Si-O-}$)_nNbX_m species (X = Cl and/or OH) into ($\equiv\text{Si-O-}$)_nNb(O)X_y species, with X transformed into bridging oxigens, or terminal OH groups, which would cause the new surface to resemble approximately that of an Nb₂O₅ supported on silica catalyst. This new, thermodynamically stable form of the niobium grafted silica would than be the responsible for the increase in the formation of alcohol alone reaction products.

4. Conclusion

The present work demonstrates that solid NbCl₅ in excess is an efficient promoter, at room temperature, for the production of esters from organic acids and the somewhat unreactive benzyl alcohol, in stoichiometric reactions carried out without solvents. In those reactions, the formation of dibenzyl ether occurred, accompanied by the formation of small amounts of the substitution product benzyl chloride, and it is possible, therefore, that the mechanism of ester formation involves a mono-metallic intermediate of the type NbCl_{5-x}(OBz)_x (Bz = benzyl), from which both the benzyl ether and benzyl chloride derivatives can be formed; in any case, the mechanism seem to follow the traditional Fischer equilibrium mechanism, for there is the necessity of an excess NbCl₅, probably sacrificial, to remove water from such equilibria, the excess of that reagent also accounting for the formation of traces of benzyl chloride. On the other hand, it was not possible to observe by-products from the interaction of organic acids and benzyl alcohol during the catalytic reactions involving the NbCl₅ mediated niobium grafted in silica, SiO₂-Nb; the exclusive formation of esters in those reactions may as well follow the traditional Fischer esterification mechanism, with the excess of silanol groups, and the elevated temperature of the procedures, being responsible for the removal of the water from the reactions equilibria. Nevertheless, it is noticeable that

pure NbCl_5 seems to have its esterification behavior affected by the possibility of formation of stable 5-membered ring chelates with appropriate acids, whereas the catalyst $\text{SiO}_2\text{-Nb}$ may suffer the influence of the formation of coordination complexes during the course of those reactions. Moreover, the exclusive formation of esters in the reactions involving $\text{SiO}_2\text{-Nb}$ is in sharp contrast with the behavior of the esterification catalyst made from mixing NbCl_5 and Al_2O_3 , whose ratio Nb/benzyl alcohol could be tuned to produce exclusively dibenzyl ether, even in the presence of excesses of organic acids in the reaction media [2]. The present work evidences, therefore, that stoichiometric NbCl_5 at room temperature within three hours, and grafted $\text{SiO}_2\text{-Nb}$ catalyst, within 6–9 hours under reflux, and the also very good catalyst $\text{NbCl}_5/\text{Al}_2\text{O}_3$ in five minutes under microwave irradiation [2], produce excellent yields of esters of the somewhat difficult to react benzyl alcohol, although $\text{NbCl}_5/\text{Al}_2\text{O}_3$ may follow a different reaction mechanism. In this work, we also presented a new method to produce mono and di esters of oxalic acid, which may become important to synthetic Organic Chemistry.

Declarations

Author contribution statement

Camila D. Lima, Melina A. R. Almeida, Larissa S. Mourão, Myrlene Ottone: Performed the experiments.

Sandro L. Barbosa: Conceived and designed the experiments; Wrote the paper.

Stanlei I. Klein: Analyzed and interpreted the data; Wrote the paper.

David L. Nelson, Lucas D. Zanatta, Giuliano C. Clososki, Franco J. Caires, Eduardo J. Nassar, Gabriela R. Hurtado: Analyzed and interpreted the data.

Funding statement

This work was supported by the Fundação de Amparo à Pesquisa do Estado de Minas Gerais (FAPEMIG). David L. Nelson was supported by the Coordenação de Aperfeiçoamento de Pessoal de Ensino Superior.

Competing interest statement

The authors declare no conflict of interest.

Additional information

Supplementary content related to this article has been published online at <https://doi.org/10.1016/j.heliyon.2018.e00571>.

References

- [1] S.L. Barbosa, M.J. Dabdoub, G.R. Hurtado, S.I. Klein, A.C.M. Baroni, C. Cunha, Solvent free esterification reactions using Lewis acids in solid phase catalysis, *Appl. Catal. A: Gen.* 313 (2006) 146–150.
- [2] S.L. Barbosa, G.R. Hurtado, S.I. Klein, V.L. Junior, M.J. Dabdoub, C.F. Guimarães, Niobium to alcohol mol ratio control of the concurring esterification and etherification reactions promoted by NbCl₅ and Al₂O₃ catalysts under microwave irradiation, *Appl. Catal. A: Gen.* 345 (2008) 9–13.
- [3] D.C. Tranca, A. Wojtaszek-Gurdak, M. Ziolek, F. Tielens, Supported and inserted monomeric niobium oxide species on/in silica: a molecular picture, *Phys. Chem. Chem. Phys.* 17 (2015) 22402–224011.
- [4] S.L. Barbosa, M. Ottone, M.C. Santos, G.C. Junior, C.D. Lima, G.C. Clososki, N.P. Lopes, S.I. Klein, Benzyl benzoate and dibenzyl ether from benzoic acid and benzyl alcohol under microwave irradiation using a SiO₂-SO₃H catalyst, *Catal. Commun.* 68 (2015) 97–100.
- [5] V. D'Elia, H. Dong, A.J. Rossini, C.M. Widdifield, S.V.C. Vummaleti, Y. Minenkov, A. Poater, A. Abou-Hamad, J.D.A. Pelletier, L. Cavallo, L. Emsley, J.-M. Basset, Cooperative effect of monopodal silica supported niobium complex pairs enhancing catalytic cyclic carbonate production, *J. Am. Chem. Soc.* 137 (2015) 7728–7739.
- [6] C.A. Emeis, Determination of integrated molar extinction coefficients for infrared absorption bands of pyridine adsorbed on solid acid catalysts, *J. Catal.* 141 (1993) 347–354.
- [7] A.R. Loiola, J.C.R. de Andrade, J.M. Sasaki, L.R.D. da Silva, E.J. Nassar, Thermogravimetric and spectroscopic characterization of acidic properties of ZSM-22 zeolite, *Cerâmica* 56 (2010) 250–254.
- [8] a) L. Cedeño, D. Hernandez, T. Klimova, J. Ramirez, Synthesis of Nb-containing mesoporous silica molecular sieves: analysis of its potential use in HDS catalysts, *Appl. Catal. A: Gen.* 241 (2003) 39–50;
b) J. Bergman, P.-O. Norrby, P. Sand, Alkylation with oxalic esters. Scope and mechanism, *Tetrahedron* 46 (1990) 6113–6124;
c) R. Shang, Y. Fu, J.-B. Li, S.-L. Zhang, Q.-X. Guo, L.J. Liu, Synthesis of aromatic esters via Pd-catalyzed decarboxylative coupling of potassium oxalate monoesters with aryl bromides and chlorides, *J. Am. Chem. Soc.* 131 (2009) 5738–5739.
- [9] S. Prakash, R.N. Kapoor, Organic compounds of niobium and tantalum reactions of niobium and tantalum pentaethoxides with alpha-hydroxy carboxylic acids, *Inorg. Chim. Acta.* 5 (1971) 372–373.