

EDGE ARTICLE

Cite this: *Chem. Sci.*, 2022, 13, 5884

All publication charges for this article have been paid for by the Royal Society of Chemistry

π -Extension of heterocycles via a Pd-catalyzed heterocyclic aryne annulation: π -extended donors for TADF emitters†

Katie A. Spence,^{‡a} Jason V. Chari,^{‡a} Mattia Di Niro,^b Robert B. Susick,^a Narcisse Ukwitegetse,^b Peter I. Djurovich,^b Mark E. Thompson,^{*b} and Neil K. Garg,^{‡*a}

We report the annulation of heterocyclic building blocks to access π -extended polycyclic aromatic hydrocarbons (PAHs). The method involves the trapping of short-lived hetarynes with catalytically-generated biaryl palladium intermediates and allows for the concise appendage of three or more fused aromatic rings about a central heterocyclic building block. Our studies focus on annulating the indole and carbazole heterocycles through the use of indolyne and carbazolyne chemistry, respectively, the latter of which required the synthesis of a new carbazolyne precursor. Notably, these represent rare examples of transition metal-catalyzed reactions of N-containing hetarynes. We demonstrate the utility of our methodology in the synthesis of heterocyclic π -extended PAHs, which were then applied as ligands in two-coordinate metal complexes. As a result of these studies, we identified a new thermally-activated delayed fluorescence (TADF) emitter that displays up to 81% photoluminescence efficiency, along with insight into structure–property relationships. These studies underscore the utility of heterocyclic strained intermediates in the synthesis and study of organic materials.

Received 29th March 2022
Accepted 3rd May 2022

DOI: 10.1039/d2sc01788a
rsc.li/chemical-science

Introduction

Polycyclic aromatic hydrocarbons (PAHs) have had a remarkable impact on materials science due to their desirable electronic and self-assembly properties.¹ A privileged subset of PAHs, heterocyclic PAHs, are highly valued in solar cells,² electroluminescent materials³ and organic light emitting diodes (OLEDs)⁴ (e.g., 1–3, Fig. 1). Indeed, heteroatom incorporation in these systems provides several functional and electronic advantages. This includes the introduction of nitrogen functional handles for synthetic manipulations, capacity for N-coordination to metal centers, the potential for donor–acceptor systems and usage as stimuli-responsive materials.⁵ Accordingly, concise and diversifiable synthetic methods for accessing heterocyclic PAHs are highly desirable.⁶

An attractive approach toward heterocyclic PAHs involves assembling fused rings about a central heterocyclic building block through annulative π -extension (APEX).⁶ A compelling means to achieve this objective involves the use of *in situ*

generated arynes, although such intermediates were historically avoided because of their high reactivity. However, the strain driven reactivity of arynes, along with the ability to form multiple bonds in a single step under mild conditions, has prompted the recent usage of arynes as modular building blocks in a wide array of applications, including in the synthesis of PAHs.^{7–11} In contrast, heterocyclic arynes (hetarynes) have only been used sparingly in PAH synthesis. This is in part due to the mild, fluoride-mediated generation of heterocyclic arynes (hetarynes) only becoming widespread in the past decade.¹² Moreover, the ability to access and manipulate indole-derived arynes (indolyne) and their derivatives differs considerably from that of benzyne chemistry. The pyrrole ring can influence

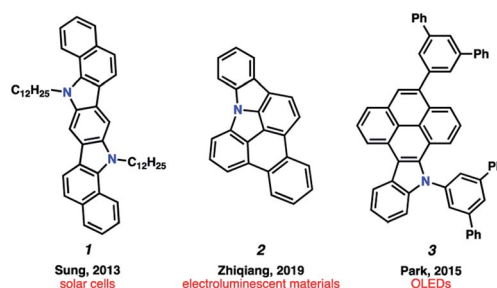


Fig. 1 Examples of heteroatom-containing PAHs with applications in materials chemistry.

^aDepartment of Chemistry and Biochemistry, University of California at Los Angeles, Los Angeles, California 90095, USA. E-mail: neilgarg@chem.ucla.edu

^bDepartment of Chemistry, University of Southern California, Los Angeles, California 90089, USA. E-mail: met@usc.edu

† Electronic supplementary information (ESI) available. See <https://doi.org/10.1039/d2sc01788a>

‡ These authors contributed equally to this work.



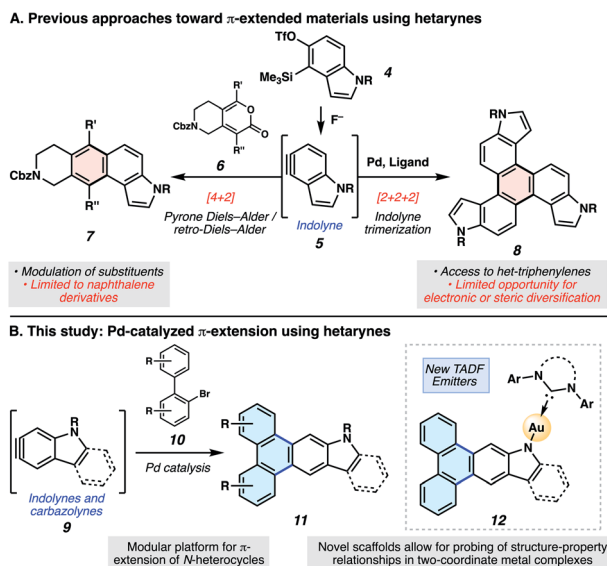
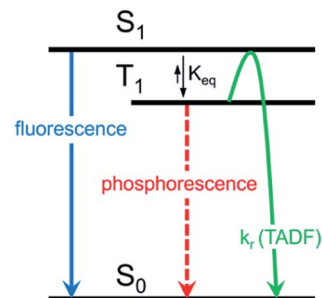


Fig. 2 Approaches for the π -extension of hetarynes. (A) Prior studies involving the synthesis of π -extended materials using hetarynes. (B) Our studies, which leverage hetarynes in Pd-catalyzed annulations to access π -extended N-heterocycles and new TADF emitters.

aryne structure and reactivity,¹³ and its nucleophilicity can often result in side reactions,¹⁴ posing numerous challenges for methodology development. Specifically, the reaction rate of pyrrole in electrophilic aromatic substitution reactions has been approximated to be roughly 3×10^{18} times faster than that of benzene.¹⁵ Fig. 2A highlights two recent examples of the generation and capture of indolyne **5**, which arises from indolyne silyl triflate precursor **4**.^{16–18}

In the present study, we aimed to develop a rapid, convergent approach to access heteroatom-containing PAH scaffolds. In particular, a method was devised that allows for the appendage of multiple aromatic rings to important heterocyclic building blocks in a controlled bimolecular reaction. This reaction provides access to a diverse set of aromatic products with electronic and steric modifications. The sequence we devised, inspired by pioneering studies by Larock,¹⁹ is shown in Fig. 2B. *In situ* generated hetarynes **9** would be united with bromobiphenyl partners **10** using palladium catalysis to furnish heterocyclic PAHs **11**.²⁰ This annulative π -extension of hetarynes would expand on existing applications of hetaryne chemistry, create two new carbon–carbon (C–C) bonds, allow for the addition of three aromatic rings (shown in blue) to important heterocycles, and permit rapid access to heterocyclic triphenylene derivatives. Of note, this type of Larock annulation¹⁹ had not previously been achieved using nitrogen-containing, hetaryne intermediates. Additionally, metal-catalyzed transformations that utilize hetarynes are rare. Iwayama and Sato have reported [2+2+2] reactions of pyridynes.²¹ Only one study involving metal-catalyzed reactions of electron-rich N-containing hetarynes is available in the literature, as developed by our laboratory.¹⁶

Herein, we describe the development of this methodology to access π -extended heterocyclic adducts, in addition to a concise synthetic route to a new carbazolyne precursor. We also show



Scheme 1 Mechanism for TADF emission compared to fluorescence and phosphorescence.

the utility of our methodology in the synthesis of π -extended ligands, which were utilized in novel two-coordinate metal complexes **12**. Rapid access to complexes **12** allowed us to study the influence of extended conjugation on the efficiency of thermally activated delayed fluorescence (TADF) processes, which have received notable interest in recent years in the context of OLEDs.²² As described in Scheme 1, in OLEDs, singlets (S_1) and triplets (T_1) are generated upon hole and electron recombination. Fluorescence describes prompt decay from the S_1 state, whereas phosphorescence describes delayed decay from the T_1 state. In TADF emitters, T_1 is thermally promoted to the S_1 state, followed by radiative decay from S_1 . We show that extended π -conjugation can influence the performance of the TADF complex by modulating either the steric or electronic features of the ligand. Moreover, our studies permit access to a new TADF emitter that displays up to 81% photoluminescence efficiency.

Results and discussion

We initiated our synthetic studies by pursuing a Pd-catalyzed annulation reaction of bromobiphenyls **13**²³ with *N*-Me-4,5-indolyne precursor **14** (Fig. 3), the latter of which is accessible in a single step from its commercially available N–H derivative. In our initial studies, we used 2-bromobiphenyl as the aryl halide coupling partner and examined conditions reported by Larock for the annulation of carbocyclic arynes.¹⁹ This led to the formation of **16** in only 43% yield, highlighting the aforementioned challenges associated with using N-containing hetarynes in metal catalyzed reactions, as compared to simpler arynes. In prior studies,^{24–26} we found that metal-catalyzed trappings of heterocyclic strained intermediates necessitate careful optimization, as such reactions require that a transient strained intermediate be generated at a rate that allows for efficient reaction with an *in situ* generated organometallic species (*i.e.*, after **13** undergoes oxidative addition with Pd), while minimizing decomposition pathways commonly seen in strained intermediate chemistry. We ultimately found the desired reaction took place more efficiently by employing 5 mol% Pd(dba)₂, 5 mol% P(*o*-tolyl)₃, a 1 : 1 ratio of co-solvents acetonitrile and toluene, and 10 equivalents of cesium fluoride (CsF). The mixture of co-solvents, in particular, is thought to be important for modulating the rate of hetaryne formation.²⁷ With optimal

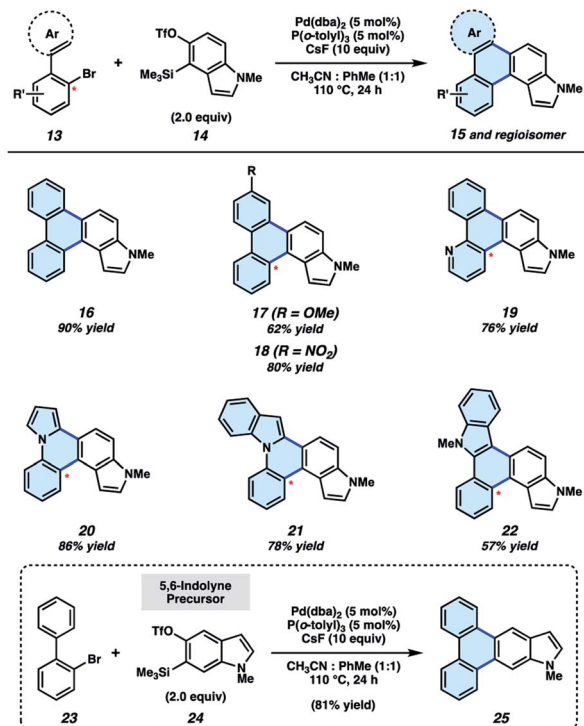


Fig. 3 π -Extension of indolynes. Yields for 17–22 reflect isolated yields of a mixture of regioisomers (1–1.5 : 1; see ESI† for details).

conditions, **16** could be accessed in 90% yield. Substituted biaryls could also be employed in the methodology. For example, methoxy- and nitro-substituted biaryls underwent the annulation smoothly to deliver adducts **17** and **18** in 62% and 80% yields, respectively. In these cases, mixtures of regioisomers are formed in roughly equal quantities.²⁸ We also sought to incorporate additional heteroatoms into the products by employing heterocyclic derivatives of 2-bromobiphenyls. Use of a pyridyl substrate furnished **19** in 76% yield, which is an interesting aza-analog of parent compound **16**. We were also able to replace one of the phenyl rings with pyrrole or indole units, as exemplified by the formation of **20–22**. Lastly, we performed the annulation of 2-bromobiphenyl (**23**) with 5,6-indolynyl precursor **24**, which delivered adduct **25** in 81% yield. The results shown in Fig. 3 not only provide access to electronically and structurally diverse heteroatom-containing PAHs, but also validate our strategy to achieve the π -extension of heterocyclic building blocks.

Having validated the π -extension of indoles *via* the use of indolynes, we sought to develop analogous chemistry using the carbazole heterocycle. Carbazoles bear an additional aromatic ring in comparison to their indole counterparts and are valuable in materials-based applications,²⁹ medicinal chemistry,³⁰ and natural product total synthesis.³¹ However, arylne-derived carbazoles (carbazolynes) have seen sparse use in chemical synthesis. Recent examples involve carbazolynyl generation from the hexadehydro-Diels–Alder reaction,³² the use of a silyl nonaflate precursor,³³ and *via* classic dehydrohalogenation chemistry.^{30,34}

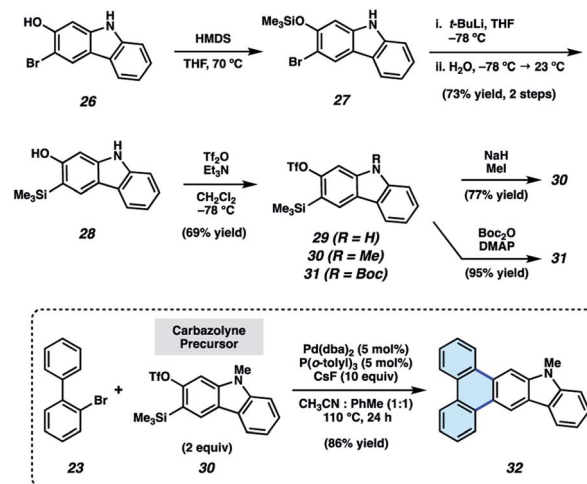


Fig. 4 Synthesis of carbazolynyl precursors.

As silyl triflate precursors to carbazolynes were not known in the literature, we developed the concise approach to carbazolynyl precursors **29–31** shown in Fig. 4. 3-Bromo-2-hydroxycarbazole (**26**)^{30,33} was treated with HMDS to afford silyl ether **27**, which, in turn, was carried forward in a retro-Brook rearrangement sequence to afford silyl alcohol **28**. Triflation proceeded smoothly to deliver silyl triflate **29** in 69% yield. N–H compound **29** was elaborated to protected derivatives **30** and **31** *via* methylation and Boc-protection, respectively. N–Me-carbazolynyl precursor **30** was employed in our π -extension methodology using our previously optimized conditions. We were delighted to find that reaction of 2-bromobiphenyl (**23**) and N–Me-carbazolynyl precursor **30** using Pd-catalysis furnished π -extended carbazole **32** in 86% yield. This is the first example of a transition metal-catalyzed trapping of a carbazolynyl intermediate. Notably, this permits the one-step installation of a carbazole moiety into a π -extended system.

We also sought to determine if N–H derivatives of our indole and carbazole annulation products could be accessed using our methodology. It was ultimately found that N–H products were accessible by employing N–Boc protected hetaryne precursors in our methodology (Fig. 5).³⁵ Subjection of **23** and indolynyl precursor **33** to our standard reactions conditions, followed by treatment with trifluoroacetic acid (TFA) to remove the Boc

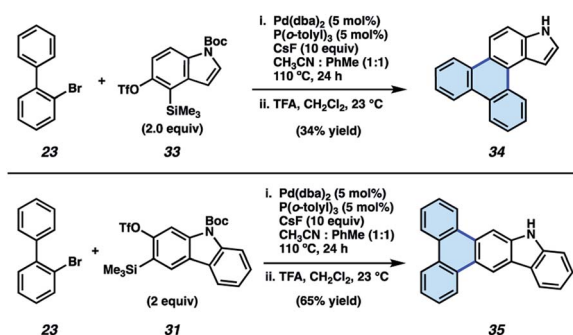


Fig. 5 Synthesis of N–H products **34** and **35**.

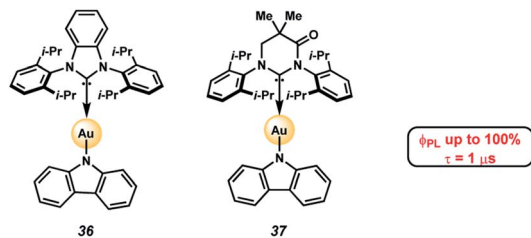


Fig. 6 Heterocyclic PAHs as donor ligands in TADF complexes.^{48,49}

protecting group, gave deprotected indole scaffold **34** in 34% yield. Similarly, N-H carbazole adduct **35** was accessed in 65% yield *via* the corresponding reaction of **23** and *N*-Boc-carbazolyne precursor **31**. The ability to access π -extended N-H products (*e.g.*, **34** and **35**) is expected to prove generally useful, as the N-position can be easily substituted. PAHs **34** and **35** also proved useful in our subsequent studies (*vide infra*) pertaining to the synthesis and evaluation of thermally activated delayed fluorescence (TADF) complexes.

A potential application of indole- and carbazole-based PAHs is in organic light emitting diodes (OLEDs), which are crucial for high-performance display technologies and solid-state lighting applications. Specifically, the recent development of TADF complexes of the general structure donor-M-acceptor, where M is Cu(I), Ag(I), or Au(I), and where the donor and acceptor are amide and carbene ligands, respectively, (*e.g.*, **36** and **37**, Fig. 6),^{36–40} has allowed access to emissive dopants with high photoluminescence efficiencies (ϕ_{PLQY} up to 100% in both solution and in the solid state) and short-lived excited states ($\tau < 1 \mu\text{s}$). These compounds also offer potential economic advantages over Ir- or Pt-centered phosphorescent dopants.^{41,42}

The photophysical properties of these two-coordinate complexes can be manipulated by altering either the donor or acceptor ligands.⁴³ For example, compounds **36** and **37** have the same amide donor ligand (carbazolyl) but different acceptor carbene ligands. Consequently, the energy for the interligand charge transfer (ICT) transition is different in each complex. Compound **36**, with the carbene BZI (1,3-bis(2,6-diisopropylphenyl)-1-*H*-benzo[*d*]imidazole-2-ylidene) as an acceptor ligand emits at 432 nm when doped in polystyrene (PS) films whereas **37**, which has MAC (1,3-bis(2,6-diisopropylphenyl)-5,5-dimethyl-4-keto-tetrahydropyridylidene) as an acceptor, emits at 506 nm in the same media. The difference in energy for the ICT state is due to the poorer electrophilicity of BZI (**36**, $E_{\text{red}} = -2.82 \text{ V vs. Fe}^+/\text{Fe}$) relative to MAC (**37**, $E_{\text{red}} = -2.50 \text{ V}$). The low electron affinity of BZI raises the energy of the ^3ICT state such that it is near resonant with that of the locally excited triplet state (^3LE) of carbazolyl ($^3\text{LE} = 415 \text{ nm}$). It follows that altering the nature of amide donor will also modify the energy of the ICT state, and consequently the photophysical properties of the complex.

Previous studies on carbazolyl donor ligands have focused on electronic modifications of carbazole using electron-donating or withdrawing groups, steric hindrance, and structural flexibility, leading to important structure–property

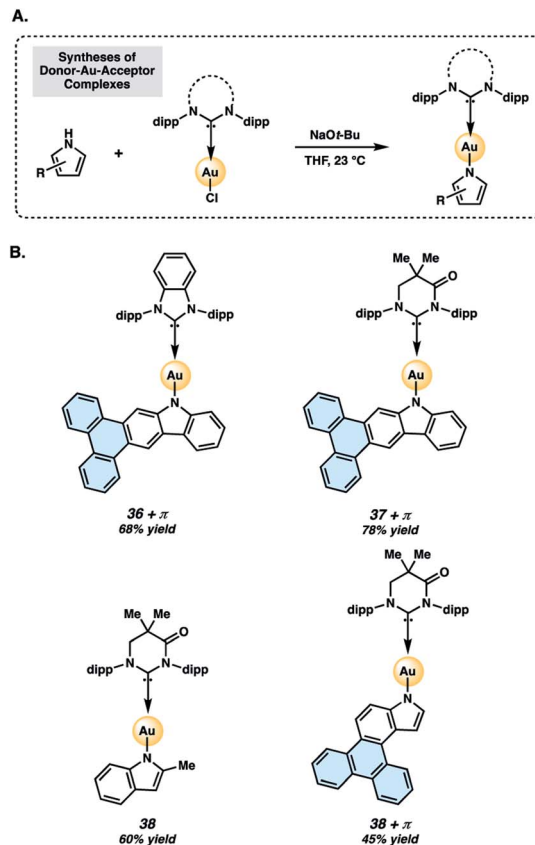


Fig. 7 Preparation (A) and structures (B) of two-coordinate gold complexes. Dipp = 2,6-diisopropylphenyl, as shown in Fig. 6.

relationships.^{36c,40,43–45} Moreover, extending the conjugation in aromatic π -systems by benzannulation has been shown to impact relative HOMO and LUMO energy levels in ways that sometimes lead to counterintuitive changes in emission color.^{42,46,47} Thus, the effect of similar π -extension on the photophysical properties of donor–M–acceptor complexes may not be obvious. Heterocyclic PAHs accessible by our π -extension methodology provide an opportunity to study and compare new π -extended TADF complexes.

Two-coordinate donor–Au–acceptor complexes were prepared by treatment of **34** or **35** with sodium *tert*-butoxide in the presence of the NHC–Au–Cl complex (Fig. 7A). The metal complexes evaluated in the present study (Fig. 7B) are Au complexes due to their superior stability compared to Ag or Cu analogs.⁴⁰ Complexes **36**+ π and **37**+ π were obtained in 68% and 78% yields, respectively, whereas the respective indolyl complexes **38** and **38**+ π were prepared in 60% and 45% yields using this protocol. Complexes **36**+ π and **37**+ π enable comparison of the new π -extended phenanthrocarbazolyl donors to their respective carbazolyl counterparts, **36**⁴⁸ and **37**.^{43,49} The methylindolyl (**38**) and phenanthroindolyl (**38**+ π) derivatives allow us to assess the impact of π -extension within a new indole series of complexes, as well as compare the carbazolyl and indolyl complexes.

The photophysical properties of the π -extended carbazolyl-based complexes, **36**+ π and **37**+ π , were examined in different

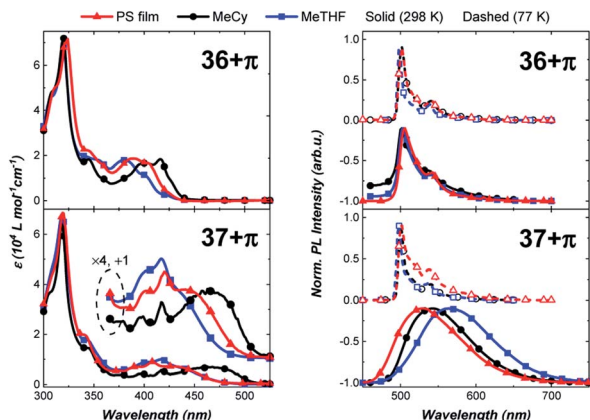


Fig. 8 Absorption (left) and emission spectra (right) for the carbene–Au–carbazoyl complexes. Note that the absorption spectra of the PS films were scaled to match the intensity of the MeCy solution at $\lambda_{\text{max}} = 320$ nm. This feature is assigned to a solvent insensitive transition localized on the carbazoyl ligand.

media (Fig. 8) and compared to data of the parent carbazole-containing complexes **36** and **37** (Table 1).^{43,48,49} The UV-visible absorption spectra of **36+ π** and **37+ π** display a strong solvent-independent band at 320 nm attributed to a π - π^* transition localized on the phenanthrocarbazoyl ligand. Weaker bands at lower energy are more structured and display a pronounced negative solvatochromism (e.g., **36+ π** at 416 nm in MeCy and 382 nm in MeTHF; **37+ π** at 460 nm in MeCy and 417 nm in MeTHF). This band is assigned to the ICT transition between the π -extended carbazole donor and carbene acceptor ligand that is overlapped with π - π^* transitions on the

phenanthrocarbazoyl ligand. The solvatochromic behavior of the ICT band is ascribed to the dipole moment interactions between the solvent and complex molecules, in which the dipole of the excited state is larger and is oriented in the opposite direction as that of the ground state. The energy of the ICT transition in **36+ π** and **37+ π** is comparable to values for **36** and **37** (see Table 1) indicating that the donor strength of the phenanthrocarbazoyl and carbazoyl ligands are nearly equivalent.

The effect of π -extension on the amide ligand is manifested more evidently in the luminescence properties of the complexes. In particular, whereas luminescence from **36** is broad and solvatochromic, emission spectra of **36+ π** are narrow, red-shifted and independent of solvent polarity. Radiative (k_r) and non-radiative (k_{nr}) rate constants are calculated using the relationship $k_r = \Phi_{\text{PL}}/\tau$, where $\Phi_{\text{PL}} = k_r/(k_r + k_{nr})$. The radiative rate for emission from **36** is rapid ($k_r = 3.0 \times 10^5 \text{ s}^{-1}$ in MeTHF) as opposed to being markedly slow in **36+ π** ($k_r = 4 \times 10^2 \text{ s}^{-1}$ in MeTHF). Unlike the photophysical properties of **36**, which are characteristic of emission from an ICT state, luminescence from **36+ π** indicates that the excited state transitions are localized on the donor ligand, and hence undergo conventional phosphorescence rather than TADF. This assignment for the luminescence is confirmed by the minimal shift in energy and millisecond emission lifetime found upon cooling to 77 K. The difference in properties for **36+ π** versus **36** is caused by the lower energy for ^3LE state of the phenanthrocarbazoyl moiety (see ESI[†]) compared to that for the carbazoyl ligand. In contrast, complex **37+ π** is capable of efficient TADF from the ICT state as borne out by emission spectra (Fig. 8) that are similar, albeit redshifted, to spectra reported for **37**. The fast

Table 1 Photophysical data for carbene–Au–carbazoyl complexes

Complex	Solvent	λ_{abs}^a	$\lambda_{\text{em},298 \text{ K}} (\lambda_{77 \text{ K}})$	$\Phi_{\text{PL},\text{QY}}$	$\tau_{298 \text{ K}} (10^{-6} \text{ s})$	$k_r (10^5 \text{ s}^{-1})$	$k_{nr} (10^5 \text{ s}^{-1})$	$\tau_{77 \text{ K}} (10^{-3} \text{ s})$
36 ⁴⁸	1% PS film	385	452 (426)	1.00	3.6 (54%) 0.74 (46%)	4.4 ^b	<0.04 ^b	0.19
	MeCy	405	424 (424)	0.89	1.2	7.8	0.9	0.34
	MeTHF	365	452 (426)	0.79	2.6	3.0	0.8	0.64
36+π	1% PS film	388	506 (502)	0.52	5.1 (70%) 6.7 (30%)	3.1 ^b	11 ^b	1.8
	MeCy	416	502 (504)	0.03	30.0	0.01	0.3	2.9 (90%) 14 (8%) 100 (2%)
	MeTHF	382	504 (498)	0.02	57	0.004	0.2	3.2 (94%) 33 (6%)
37 ⁴⁹	1% PS film	425 ^c	512 (506)	0.85	0.83	10.0	1.8	0.043
	MeCy	450	522 (456)	0.88	1.1	8.0	1.1	0.068
	MeTHF	412	544 (428)	0.50	0.79	6.3	6.3	0.26
37+π	1% PS film	420	529 (500)	0.74	3.3 (47%) 1.0 (45%) ^d	3.4 ^b	1.2 ^b	4.4 (43%) 2.2 (33%) 0.7 (24%)
	MeCy	460	544 (500)	0.81	0.9 (91%) ^d	9.1	2.1	1.8 (59%) 3.1 (41%)
	MeTHF	417	566 (498)	0.39	0.6 (96%) ^d	6.9	11	2.4 (72%) 5.3 (28%)

^a ICT band. ^b Calculated from the weighted averages of both contributions. ^c Obtained from excitation spectrum. ^d An additional minor contribution from a longer lifetime component is needed to fit the observed data and assigned to p-type delayed fluorescence. See ESI.

Table 2 Photophysical data for carbene–Au–indolyl complexes

Complex	Solvent	λ_{abs}^a	$\lambda_{\text{em},298\text{ K}} (\lambda_{77\text{ K}})$	Φ_{PLQY}	$\tau_{298\text{ K}} (10^{-6}\text{ s})$	$k_r (10^5\text{ s}^{-1})$	$k_{\text{nr}} (10^5\text{ s}^{-1})$	$\tau_{77\text{ K}} (10^{-3}\text{ s})$
38	1% PS film	414	534 (525)	0.12	0.71 (80%) 0.25 (20%)	2.5 ^b	14 ^b	0.067 (78%) 0.025 (22%)
	MeCy	435	565 (484)	0.03	0.13	2.5	74	0.10
	MeTHF	399	600 (476)	0.004	0.011	3.6	910	0.11
38+ π	1% PS film	394	519 (495)	0.49	1.7 (65%) 0.41 (35%)	3.9 ^b	2.1 ^b	7.0 (74%) 3.0 (26%)
	MeCy	420	530 (486)	0.24	0.54	4.1	14	9.3 (62%) 13 (38%)
	MeTHF	380 ^a	566 (482)	0.01	0.024	5.8	4100	14 (73%) 19 (27%)

^a ICT band. ^b Calculated from the weighted averages of both contributions.

radiative rate ($k_r = 9.1 \times 10^5\text{ s}^{-1}$) and high photoluminescence efficiency ($\Phi_{\text{PLQY}} = 0.81$) at room temperature in MeCy, along with luminescence that is redshifted from polar solvent (MeTHF) to non-polar solvent (MeCy and polystyrene film), is also consistent with emission from an ICT state.⁵⁰ Emission at 77 K (500 nm) is structured and polarity-independent. In this case, solvent molecules are frozen as a glass around the complex molecules, thus restricting stabilization of the excited ICT triplet.⁴³ Therefore, the triplet state localized on the donor becomes the lowest-lying emissive state and precludes ICT events. Notably, 37+ π achieved 81% photoluminescence efficiency in MeCy (Fig. 8).

Next, we compared the optical properties of 38 and 38+ π (Fig. 9 and Table 2). The ICT and π - π^* absorption bands are more resolved in complex 38 than in 38+ π . The high extinction coefficients for the ICT band of 38 suggest strong electronic coupling between the acceptor carbene and the 2-methylindolyl donor ligands. Emission spectra for both complexes at 298 K show broad featureless bands and radiative rates are relatively fast ($k_r > 10^5\text{ s}^{-1}$), both characteristics consistent with decay from an ICT excited state. The luminescence from 38 is slightly red-shifted (*e.g.*, $\lambda_{\text{MeTHF}} = 600\text{ nm}$) relative to spectra from 38+ π

(*e.g.*, $\lambda_{\text{MeTHF}} = 566\text{ nm}$), indicating that 2-methylindole is a stronger donor than the phenanthroindolyl ligand, which can be attributed to the different position of the π -extension in 38+ π compared to 36+ π and 37+ π . Luminescence from the methylindolyl-based complex remains broad and featureless upon cooling from 298 K to 77 K, indicating that the transition retains ICT character even in frozen matrix. For 38, note that the destabilization of the ICT state upon going from 298 K to 77 K is greater in MeCy and MeTHF than in the PS film. This is likely due to enhanced solute–solute interactions on cooling the fluid solutions to 77 K, whereas the relative orientations of the solutes are fixed in a more random fashion at room temperature in the PS film. In contrast, the emission spectrum of 38+ π is structured at 77 K and assigned to a low-lying ³LE transition on the phenanthroindolyl ligand. The short lifetime measured for 38 at 77 K in MeTHF ($\tau = 1.1 \times 10^{-4}\text{ s}$) compared to that for 38+ π ($\tau = 1.5 \times 10^{-2}\text{ s}$) is consistent with an ³ICT transition for the former complex and ³LE phosphorescence for the latter derivative.

Complex 38+ π exhibits higher photoluminescence quantum yields in all media compared to 38. The yields increase from MeTHF ($\Phi_{\text{PLQY}} = 1.4\%$) to MeCy ($\Phi_{\text{PLQY}} = 24.2\%$) to the PS film ($\Phi_{\text{PLQY}} = 49\%$). The lower emission efficiency in polar solvents is attributed to the greater reorganization of the excited state structure in polar solvents. Generally, complex 38 displays comparable, although slower radiative rates (k_r) and faster non-radiative rates (k_{nr}) in all solvents relative to 38+ π . The slower k_{nr} of 38+ π is likely due to a slower rate of rotation or exchange caused by the larger free volume of the 38+ π ligand.

Comparing the carbazoyl and indolyl MAC complexes, it is noted that both appear to undergo TADF emission; however, the former (carbazoyl) family exhibits higher photoluminescence efficiencies due to lower rates of non-radiative decay. In comparing 38 to 38+ π , the low steric profile about the indolyl ligand appears to have a greater influence on the photophysical performance than any energetic differences. In contrast, the discrepancy in performance between 36 and 36+ π is attributed primarily to the energetics induced by π -conjugation. In other words, the photophysical properties of indolyl-based complexes are primarily influenced by decreased steric hindrance of the indolyl ligand, whereas the performance of the carbazoyl-based

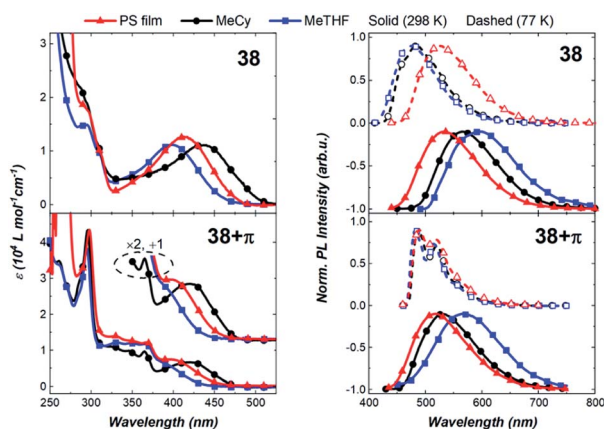


Fig. 9 Absorption (left) and emission spectra (right) for carbene–Au–indolyl complexes. Note that the absorption spectra of the PS films were scaled to match the peak at $\lambda_{\text{max}} = 295\text{ nm}$ in MeCy solution, which is assigned to a solvent insensitive transition localized on the indolyl ligand.

complexes is primarily dictated by the π -conjugation thermodynamics.

Conclusions

In summary, we have developed a modular platform to access N-heterocycles with extended π -conjugation by leveraging hetarynes and Pd-catalysis. Of note, these represent rare examples of metal-mediated transformations of N-heterocyclic arynes. Through the construction of two C–C bonds in a single operation, this methodology allows for the direct π -extension of heterocyclic scaffolds through the appendage of three or more aromatic rings. The methodology offers a convergent platform for accessing important heterocycles with structural and electronic diversity. Notably, a new carbazolyne precursor, whose synthesis relies on a key retro-Brook rearrangement, can also be leveraged in this reaction to access carbazole derivatives. Heterocycles accessed in our methodology were ligated to Au–NHC complexes to give new two-coordinate metal complexes.

We find that extending the π -conjugation of the donor ligand influences the photophysical properties of the two-coordinate Au(I)–NHC complexes. The principal effect of π -extension in these compounds is stabilization of the triplet energy as opposed to only a minor perturbation of the donor strength. Therefore, depending on the nature of the carbene paired with the donor ligand, luminescence can be tuned to achieve emission from either the ^3LE or ICT state. Thus, a relatively weak electron accepting carbene such as BZI in **36** and **36**+ π gives only inefficient ^3LE emission, whereas the stronger electron accepting MAC carbene in **37** and **37**+ π leads to efficient emission from the ICT state. The carbazolyl (**37** and **37**+ π) and indolyl (**38** and **38**+ π) complexes allow for the direct comparison of two systems that undergo TADF emission from the ICT state. The π -extension of the carbazolyl ligand in **37**+ π leads to a red-shift in emission. However, π -extending the indolyl-based ligand in **38**+ π results in an unexpected blue-shift in emission energy that may owe to the different position of substitution.⁴²

These studies should prompt further structure–photo-physical property studies of donor ligands in these metal complexes to enhance OLED stability and efficiency. Furthermore, these studies demonstrate that hetarynes can be strategically leveraged as central building blocks for accessing π -extended scaffolds with notable properties.

Data availability

Full details on the synthesis and characterization of compounds, photophysical data, and computational methods are accessible in the ESI.†

Author contributions

K. A. S., J. V. C., and R. B. S. designed and performed experiments and analyzed experimental data pertaining to the heterocyclic PAHs. M. D. and N. U. synthesized, characterized, and studied the photophysical properties of the metal complexes. P. I. D., M. E. T., and N. K. G. directed the

investigations and prepared the manuscript with contributions from all authors; all authors contributed to discussions.

Conflicts of interest

One of the authors (Mark E. Thompson) has a financial interest in the Universal Display Corporation.

Acknowledgements

The authors are grateful to the NIH-NIGMS (R01 GM123299 and R35 GM139593 for N. K. G.), the Foote Family (J. V. C.), and the Trueblood Family (for N. K. G.). The authors would also like to thank the Universal Display Corporation (UDC-0607) for their support of the synthesis and study of the gold-based emitters discussed here. These studies were supported by shared instrumentation grants from the NSF (CHE-1048804) and the NIH NCRR (S10RR025631). The authors acknowledge Asher J. Hacker (UCLA) and Andrew B. Palmer (UCLA) for experimental assistance.

Notes and references

- 1 I. J. Keyte, R. M. Harrison and G. Lammell, *Chem. Soc. Rev.*, 2013, **42**, 9333–9391.
- 2 K. S. Park, S. M. Salunkhe, I. Lim, C.-G. Cho, S. H. Han and M. Sung, *Adv. Mater.*, 2013, **25**, 3351–3356.
- 3 Z. Ji, S. Layek and B. Ma, *US Pat.*, 0315759 A1, 2019.
- 4 J. Lee and J. Park, *Org. Lett.*, 2015, **17**, 3960–3963.
- 5 Y. Wang, Y.-M. Zhang and S. X.-A. Zhang, *Acc. Chem. Res.*, 2021, **54**, 2216–2226.
- 6 Traditional synthetic approaches to heterocyclic PAH scaffolds rely on sequential C–C bond formation. For a review of recent advances, see: H. Ito, K. Ozaki and K. Itami, *Angew. Chem., Int. Ed.*, 2017, **56**, 11144–11164.
- 7 Y. Nakamura, S. Yoshida and T. Hosoya, *Heterocycles*, 2019, **98**, 1623–1677.
- 8 H. Pellissier and M. Santelli, *Tetrahedron*, 2003, **59**, 701–730.
- 9 H. H. Wenk, M. Winkler and W. Sander, *Angew. Chem., Int. Ed.*, 2003, **42**, 502–528.
- 10 R. Sanz, *Org. Prep. Proced. Int.*, 2008, **40**, 215–291.
- 11 D. Pérez, D. Peña and E. Guitián, *Eur. J. Org. Chem.*, 2013, **27**, 5981–6013.
- 12 A. E. Goetz, T. K. Shah and N. K. Garg, *Chem. Commun.*, 2015, **51**, 34–45.
- 13 P. H.-Y. Cheong, R. S. Paton, S. M. Bronner, G.-Y. J. Im, N. K. Garg and K. N. Houk, *J. Am. Chem. Soc.*, 2010, **132**, 1267–1269.
- 14 S. Lakhdar, M. Westermaier, F. Terrier, R. Goumont, T. Boubaker, A. R. Ofial and H. Mayr, *J. Org. Chem.*, 2006, **71**, 9088–9095.
- 15 G. M. Loudon and J. Parise, *Organic Chemistry*, Roberts and Company Publishers, Inc., Greenwood Village, CO, USA, 6th edn, 2016.
- 16 S. M. Bronner, K. B. Bahnck and N. K. Garg, *Org. Lett.*, 2009, **11**, 1007–1010.

- 17 J. B. Lin, T. K. Shah, A. E. Goetz, N. K. Garg and K. N. Houk, *J. Am. Chem. Soc.*, 2017, **139**, 10447–10455.
- 18 E. R. Darzi, J. S. Barber and N. K. Garg, *Angew. Chem., Int. Ed.*, 2019, **58**, 9419–9424.
- 19 (a) Z. Liu, X. Zhang and R. C. Larock, *J. Am. Chem. Soc.*, 2005, **127**, 15716–15717; (b) Z. Liu and R. C. Larock, *J. Org. Chem.*, 2007, **72**, 223–232.
- 20 For additional examples of Pd-catalyzed transformations of arynes, see: (a) D. Peña, D. Pérez, E. Guitián and L. Castedo, *J. Am. Chem. Soc.*, 1999, **121**, 5827–5828; (b) H. Yoshida, J. Ikadai, M. Shudo, J. Ohshita and A. Kunai, *J. Am. Chem. Soc.*, 2003, **125**, 6638–6639; (c) M. Jeganmohan, S. Bhuvanewari and C.-H. Cheng, *Angew. Chem., Int. Ed.*, 2009, **48**, 391–394; (d) Y.-L. Liu, Y. Liang, S.-F. Pi, X.-C. Huang and J.-H. Li, *J. Org. Chem.*, 2009, **74**, 3199–3202; (e) L. K. B. Garve and D. B. Werz, *Org. Lett.*, 2015, **17**, 596–599; (f) M. Feng, B. Tang, H.-X. Xu and X. Jiang, *Org. Lett.*, 2016, **18**, 4352–4355; (g) T. Yao and D. He, *Org. Lett.*, 2017, **19**, 842–845; (h) I. Pozo, E. Guitián, D. Pérez and D. Peña, *Acc. Chem. Res.*, 2019, **52**, 2472–2481.
- 21 For notable examples, see ref. 16 and (a) T. Iwayama and Y. Sato, *Chem. Commun.*, 2009, 5245–5247; (b) T. Iwayama and Y. Sato, *Heterocycles*, 2010, **80**, 917–924.
- 22 For a review on yellow/orange phosphors, see: (a) C. Fan and C. Yang, *Chem. Soc. Rev.*, 2014, **43**, 6439–6469. For a review on blue phosphors, see: (b) Y. Im, S. Y. Byun, J. H. Kim, D. R. Lee, C. S. Oh, K. S. Yook and J. Y. Lee, *Adv. Funct. Mater.*, 2017, **27**, 1603007.
- 23 We elected to utilize aryl bromides for our studies due to their ease of preparation and success in our preliminary studies. Other studies have demonstrated the viability of using aryl iodides (see ref. 19). Our laboratory has also demonstrated the use of aryl chlorides, albeit in the context of metal-complexed bipyridyl ligands (see ref. 24).
- 24 J. V. Chari, K. A. Spence, R. B. Susick and N. K. Garg, *Nat. Commun.*, 2021, **12**, 3706.
- 25 M. M. Yamano, A. V. Kelleghan, Q. Shao, M. Giroud, B. J. Simmons, B. Li, S. Chen, K. N. Houk and N. K. Garg, *Nature*, 2020, **586**, 242–247.
- 26 A. V. Kelleghan, D. C. Witkowski, M. S. McVeigh and N. K. Garg, *J. Am. Chem. Soc.*, 2021, **143**, 9338–9342.
- 27 We have experimentally observed that the addition of toluene leads to slower consumption of silyltriflate precursors, presumably by reducing the solubility of CsF in the reaction medium. The solubility of CsF in acetonitrile is roughly 5000× greater compared to the solubility of CsF in benzene, a close relative of toluene with a comparable dielectric constant. For a study of CsF solubility, see: D. A. Wynn, M. M. Roth and B. D. Pollard, *Talanta*, 1984, **31**, 1036–1040.
- 28 In prior studies of indolynes, we have observed lower regioselectivities for processes that are concerted. As such, we believe the reaction proceeds by oxidative addition, followed by a concerted insertion across the reactive triple bond of the indolyne. This step is also consistent with the general mechanism proposed by Larock (see ref. 19a).
- 29 M. S. Cha, J. E. Park, S. Kim, S.-H. Han, S.-H. Shin, S. Yang, T.-H. Kim, D. M. Yu, S. So, Y. T. Hong, S. J. Yoon, S.-G. Oh, S. Y. Kang, O.-H. Kim, H. S. Park, B. Bae, Y. E. Sung, Y.-H. Cho and J. Y. Lee, *Energy Environ. Sci.*, 2020, **13**, 3633–3645.
- 30 L. S. Tsutsumi, D. Gündisch and D. Sun, *Curr. Top. Med. Chem.*, 2016, **16**, 1290–1313.
- 31 A. E. Goetz, A. L. Silberstein, M. A. Corsello and N. K. Garg, *J. Am. Chem. Soc.*, 2014, **136**, 3036–3039.
- 32 T. Wang and T. R. Hoye, *J. Am. Chem. Soc.*, 2016, **138**, 13870–13873.
- 33 K. Devaraj, F. J. L. Ingner, C. Sollert, P. J. Gates, A. Orthaber and L. T. Pilarski, *J. Org. Chem.*, 2019, **84**, 5863–5871.
- 34 M. A. Corsello, J. Kim and N. K. Garg, *Nat. Chem.*, 2017, **9**, 944–949.
- 35 When the N–H variant of the 4,5-indolyne precursor was utilized in our general annulation conditions, only minimal amounts of the desired product were observed.
- 36 (a) D. Di, A. S. Romanov, L. Yang, J. M. Richter, J. P. H. Rivett, S. Jones, T. H. Thomas, M. A. Jalebi, R. H. Friend, M. Linnolahti, M. Bochmann and D. Credgington, *Science*, 2017, **356**, 159–163; (b) R. Hamze, J. L. Peltier, D. Sylvinson, M. Jun, J. Cardenas, R. Haiges, M. Soleilhavoup, R. Jazzar, P. I. Djurovich, G. Bertrand and M. E. Thompson, *Science*, 2019, **363**, 601–606; (c) R. Hamze, S. Shi, S. C. Kapper, D. S. M. Ravinson, L. Estergreen, M.-C. Jung, A. C. Tadde, R. Haiges, P. I. Djurovich, J. L. Peltier, R. Jazzar, G. Bertrand, S. E. Bradforth and M. E. Thompson, *J. Am. Chem. Soc.*, 2019, **141**, 8616–8626.
- 37 M. Gernert, L. Balles-Wolf, F. Kerner, U. Müller, A. Schmiedel, M. Holzapfel, C. M. Marian, J. Pflaum, C. Lambert and A. Steffen, *J. Am. Chem. Soc.*, 2020, **142**, 8897–8909.
- 38 A. S. Romanov, C. R. Becker, C. E. James, D. Di, D. Credgington, M. Linnolahti and M. Bochmann, *Chem.–Eur. J.*, 2017, **23**, 4625–4637.
- 39 P. J. Conaghan, C. S. B. Matthews, F. Chotard, S. T. E. Jones, N. C. Greenham, M. Bochmann, D. Credgington and A. S. Romanov, *Nat. Commun.*, 2020, **11**, 1758.
- 40 F. Chotard, V. Sivchik, M. Linnolahti, M. Bochmann and A. S. Romanov, *Chem. Mater.*, 2020, **32**, 6114–6122.
- 41 H. Yersin, A. F. Rausch, R. Czerwieńiec, T. Hofbek and T. Fischer, *Coord. Chem. Rev.*, 2011, **255**, 2622–2652.
- 42 K. Hanson, L. Roskop, P. I. Djurovich, F. Zahariev and M. S. Gordon, *J. Am. Chem. Soc.*, 2010, **132**, 16247–16255.
- 43 S. Shi, M. C. Jung, C. Coburn, A. Tadde, D. S. M. Ravinson and P. I. Djurovich, *J. Am. Chem. Soc.*, 2019, **141**, 3576–3588.
- 44 A. S. Romanov, L. Yang, S. T. E. Jones, D. Di, O. J. Morley, B. H. Drummond, A. P. M. Reponen, M. Linnolahti, D. Credgington and M. Bochmann, *Chem. Mater.*, 2019, **31**, 3613–3623.
- 45 A. Ying, Y.-H. Huang, C.-H. Lu, Z. Chen, W.-K. Lee, X. Zeng, T. Chen, X. Cao, C.-C. Wu, S. Gong and C. Yang, *ACS Appl. Mater. Interfaces*, 2021, **13**, 13478–13486.
- 46 A. Bossi, A. F. Rausch, M. J. Leitl, R. Czerwieńiec, M. T. Whited, P. I. Djurovich, H. Yersin and M. E. Thompson, *Inorg. Chem.*, 2013, **52**, 12403–12415.

- 47 P. Mandapati, P. K. Giesbrecht, R. L. Davis and D. E. Herbert, *Inorg. Chem.*, 2017, **56**, 3674–3685.
- 48 R. Hamze, M. Idris, D. S. M. Ravinson, M. C. Jung, R. Haiges, P. I. Djurovich and M. E. Thompson, *Front. Chem.*, 2020, **8**, 401.
- 49 R. Hamze, S. Shi, S. Kapper, D. S. M. Ravinson, L. Estergreen, M.-C. Jung, A. C. Tadle, R. Haiges, P. I. Djurovich, J. L. Peltier, R. Jazzar, G. Bertrand and S. E. Bradforth, *J. Am. Chem. Soc.*, 2019, **141**, 8616–8626.
- 50 See ESI† for preparation of 1 wt% polystyrene film.