

Emergency department use by paediatric patients in Lombardy Region, Italy: a population study

Benedetta Riva,^{1,2} Antonio Clavenna,¹ Massimo Cartabia,¹ Angela Bortolotti,³ Ida Fortino,³ Luca Merlino,³ Andrea Biondi,² Maurizio Bonati¹

To cite: Riva B, Clavenna A, Cartabia M, *et al.* Emergency department use by paediatric patients in Lombardy Region, Italy: a population study. *BMJ Paediatrics Open* 2018;**2**:e000247. doi:10.1136/bmjpo-2017-000247

Received 21 December 2017
Revised 2 April 2018
Accepted 29 April 2018

ABSTRACT

Objectives To estimate the rate of paediatric attendance at emergency departments (EDs) in the Lombardy Region, Italy, and to determine the factors contributing to different patterns of use.

Methods By analysing healthcare administrative databases, ED attendance by 1.6 million youths <18 years old during 2012 in the Lombardy Region was assessed. The pattern of use was categorised based on the number of ED visits and level of emergency, defined by triage code and outcome of the visit. Logistic regression analyses were performed to identify the characteristics of access for non-urgent reasons and those of patients with frequent non-urgent access (≥ 4 accesses for non-urgent reasons only). A case-control study was carried out to compare healthcare resource use by children 1–5 years old who were 'frequent non-urgent users' with that of randomly selected controls, matched by age, gender, nationality and primary care physician.

Results During 2012, 440 284 (27%) of children and adolescents had at least one ED attendance, with trauma (26%) and respiratory tract infections (22%) as the most frequent diagnoses. In all, 533 037 (79%) accesses were for non-urgent reasons, and 12 533 (3% of the ED users) were frequent non-urgent users. Male gender (OR 1.12; 95% CI 1.08 to 1.17), preschool age (OR 3.14; 95% CI 2.98 to 3.31) and place of residence (OR 1.74; 95% CI 1.70 to 1.99) were associated with a higher risk of being a frequent non-urgent user. Moreover, a greater healthcare consumption was observed in this group.

Conclusions One out of four children and adolescents attended the ED at least once per year, 3% of whom were frequent non-urgent users, with a high overall healthcare resource consumption.

INTRODUCTION

In recent years, a growing rate of emergency department (ED) access was reported in several countries, resulting in an overcrowding of these services. The US National Health Interview Survey in 2015, for example, found that 24% of children <5 years old and 14% of those 6–17 years old had at least one ED access.¹ The consequences of this phenomenon are physician work overload, increase in costs, and increased risks of infections and

What is already known on this topic?

- ▶ An overuse of the emergency department (ED) by the paediatric population has been reported worldwide.
- ▶ This phenomenon can be associated with different patterns of ED use: non-urgent visits, frequent attendance and return visits.

What this study hopes to add?

- ▶ An evaluation of ED accesses by children and adolescents in a large regional population was performed in Italy.
- ▶ More than 1 out of 4 youths accessed ED; 3% of ED attendees were frequent non-urgent users and accounted for 9% of visits.
- ▶ A greater use of healthcare resources (prescriptions for drugs, diagnostic tests and visits) was found in frequent non-urgent users compared with controls.

length of stay that lead to dissatisfaction with the ED service.²

Some variables are associated with increased ED utilisation: age (≤ 5 years), male gender, foreign nationality, low socioeconomic status, low parental literacy level, proximity between ED and child's house, residence in urban areas, access during cold seasons and out-of-hours and reasons for access (traumatic injuries, respiratory infectious diseases and gastrointestinal disorders).^{2–17}

Moreover, some international studies have identified recurrent patterns of ED utilisation that can contribute to ED overcrowding. Non-urgent visits can account for 5%–90% of ED accesses; this wide range is mainly due to different criteria used for the definition of non-urgency generally based on triage code or diagnosis, treatment and management provided in the ED and outcome.^{18–20} In all, 2%–8% of the attendees can be considered 'frequent users' according to international studies,^{13 21 22} while 2%–24% of the attendees



¹Department of Public Health, Laboratory for Mother and Child Health, IRCCS Istituto di Ricerche Farmacologiche 'Mario Negri', Milan, Italy

²Department of Pediatrics, Hospital S. Gerardo/Fondazione MBBM, University of Milano-Bicocca, Monza, Italy

³Regional Health Ministry, Lombardy Region, Milan, Italy

Correspondence to

Dr Antonio Clavenna; antonio.clavenna@marionegri.it

return to the ED shortly after the first visit (return visit).^{23–28}

According to an Italian National Institute for Statistics survey, the prevalence of ED access in children <16 years old in the 3 months preceding the interview was 5.9% in 2012 and 6.8% in 2014.²⁹

Available Italian studies report that non-urgent visits concern 27.6% of ED users and 58.2% of total paediatric attendance episodes,^{30 31} with a rate of return visits estimated at 1.4%.³²

To the best of our knowledge, however, only one study estimated the prevalence of ED attendance by the paediatric population in Italy,³³ and few evaluated the determinants of the different patterns of ED utilisation.^{30 31}

Our study aimed to estimate the yearly prevalence of ED attendance in the Lombardy Region and to determine the factors contributing to the different patterns of use and to assess if frequent non-urgent (FNU) use, a proxy of inappropriate ED use, is associated with a higher healthcare resource consumption.

PATIENTS AND METHODS

Healthcare organisation in Lombardy

Lombardy is the region with the largest population in Italy (10 million inhabitants), covering 16% of the Italian paediatric population.

The Italian National Health Service (NHS) is organised into local health units (LHUs), subdivided into health districts. In 2012, Lombardy had 15 LHUs and 100 health districts, with nearly 110 EDs. The organisation of Lombardy's healthcare was subsequently rearranged, but in this study, we will refer to the 2012 situation.

Every Italian resident is registered with a family paediatrician (FP) or a general practitioner (GP). Children are assigned to an FP until they are 6 years old; afterwards, the parents can choose to remain with that paediatrician until child is 14 years old or to register the child with a GP. All adolescents over 14 years are assigned to a GP.

Subjects needing emergency care can refer to an ED on any day or night of the week. Access is always free of charge for children younger than 14 years, while older children pay a fee for non-urgent visits.

Triage codes are assigned by triage nurses and consist of four categories, based on nationwide criteria: red (non-deferrable emergency, life-threatening condition), yellow (urgent, but not immediate life-threatening condition), green (low urgency and priority, deferrable care) and white code (non-urgent).³⁴

Data source

The data sources were administrative healthcare databases of the Lombardy Region, routinely used for reimbursement reasons. In particular, four databases were analysed:

1. A demographic patient database containing information such as unique personal identification code,

gender, date of birth, city and LHU of residence and the reference primary care physician (PCP).

2. An ED database, in which each visit record is associated with its date, time, triage code, ED structure, outcome and discharge diagnosis (International Statistical Classification of Diseases, Ninth Revision).
3. A drug prescription database containing prescriptions dispensed by retail pharmacies in the region and reimbursed by the NHS.
4. A specialist visit and diagnostic test prescription database.

Databases are linked by alphanumerical patient identification codes. All data were managed according to the current Italian law on privacy and were analysed using an anonymous subject code.

Population selection

The study population was composed of 1 640 713 subjects <18 years of age living in Lombardy on 31 December 2012.

Data from the Cremona LHU were excluded because of incomplete ED attendance recording.

Pattern of use and contributing factors

Three utilisation patterns were identified based on the criteria used in previous studies^{14 23 25 31}:

1. Non-urgent access: defined by white or green triage codes and patient's discharge as the outcome (including if the patient declined admission or left the ED before/during the medical examination).
2. Frequent users: youths with ≥ 4 accesses during 2012.
3. FNU users: children and adolescents who had ≥ 4 accesses, all 'non-urgent'.

Return visits were defined as accesses that occurred within 72 hours of the first index visit. The following variables were evaluated to assess factors influencing the pattern of ED use: age, gender, nationality (Italian/other), residence (city and LHU), date and time span of attendance, type of referral, triage code, diagnosis, outcome (discharged/left the ED, hospital admission and other).

Visits occurring when the PCP is unavailable (ie, during the weekend or Monday–Friday from 20:00 to 08:00) were defined out-of-hours.

The average annual per capita income of the city of residence was derived from the Ministry of Economics' website, and three classes were created using the distribution tertiles: low (<€18 200), average (€18 200–€20 261) and high (€20 622–€46 567).

The median number of paediatric patients cared for by one PCP was 905 for FPs and 71 for GPs.

Statistical analysis

Prevalence (number of youths with ≥ 1 access during the year divided by the total paediatric population) and number of accesses were estimated, and the distribution for the above variables was described.

Descriptive statistical analyses are reported as mean and SD or median and IQR. The area under the prevalence-time curve (AUC) from time 0 to 18 years (data plotted at the midtime interval) was calculated for males and females according to the linear trapezoidal rule.

To compare continuous variables, the t test and Kruskal Wallis tests were used, while χ^2 test were performed to compare proportions.

Two multinomial logistic regression models with stepwise selection and level of significance $\alpha=0.05$ were carried out. The first used non-urgent access as the dependent variable; age class (<1, 1–5, 6–11 and 12–17 years old), gender, nationality (Italian/other), LHU of residence, average income range of the city of residence (low/average/high) and ED structure of access, time of access (out-of-hours: yes/no), diagnosis (acute diseases, traumatic injuries, other) were used as the independent variables.

In the second model, being an FNU user (yes/no) was the dependent variable, and age class, gender, nationality, LHU of residence and average income were the independent variables.

Poisson regression was performed to evaluate the association between the above variables and the number of non-urgent accesses per subject.

Statistical analysis was performed using SAS V.9.4 software, and ARCMAP V.10.5 was used to create maps of prevalence on the basis of LHU of residence.

FNU users' healthcare resource utilisation

A case-control study was also carried out to ascertain whether FNU attendees made a greater use of other healthcare resources as well.

Cases were defined according to the following criteria:

- ▶ FNU use.
- ▶ Age 1–5 years.
- ▶ All accesses during 2012 occurred for diseases that could be managed almost exclusively by the FP. We therefore excluded cases of children attending the ED at least once for the following conditions that may justify an ED access: poisoning and injuries, abdominal pain, acute lymphadenitis, asthma, seizures, rotavirus gastroenteritis, influenza, laryngitis, nephritis and pneumonia. These criteria, adopted only for the case-control study, were applied with the aim to identify children with the highest likelihood of inappropriate ED use.

For each case, one child was randomly selected, matched by FP, age, gender and nationality (Italian/other). For both cases and controls, prevalence (percentage of children with at least one prescription/total number of cases or controls) and number of drug prescriptions, specialist visits, diagnostic tests and drug boxes were estimated.

Prevalence in cases and controls was compared by χ^2 test, while the number of prescriptions was evaluated using the Wilcoxon test.

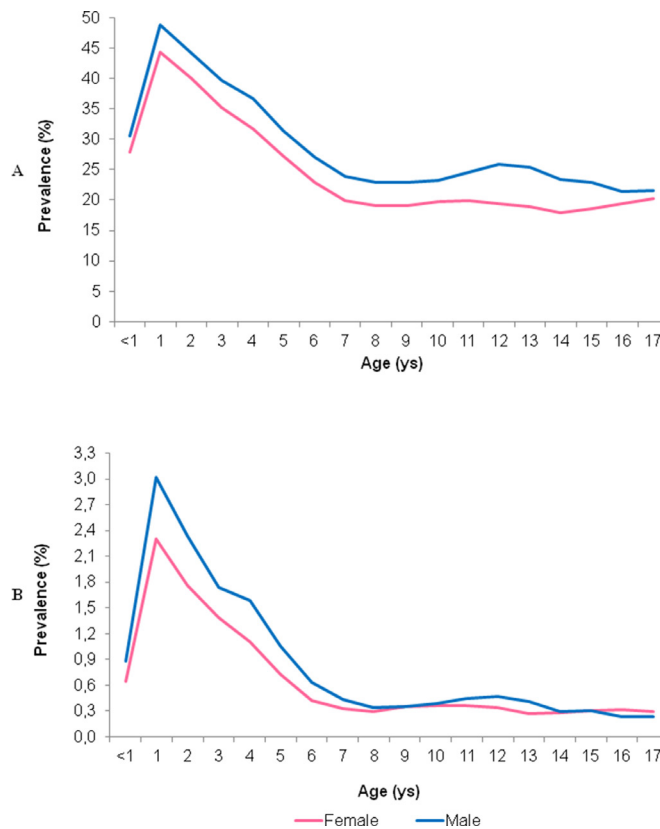


Figure 1 Prevalence of emergency department attendance in the paediatric population of the Lombardy Region by gender and age (A) and prevalence of frequent non-urgent use by age and gender (B).

RESULTS

ED utilisation of the paediatric population in Lombardy in 2012

During 2012, 440 284 children and adolescents <18 years (prevalence: 26.8%) had at least one ED attendance, for a total of 678 322 accesses. In all, 294 561 users (67%) attended ED once during the year.

The highest prevalence was observed in children aged 10–24 months, with a peak (46.7%) for 1-year-old children. Prevalence then decreased, with a statistically significant trend ($p<0.001$), reaching 22% in children and adolescents aged 7–17 years (figure 1A).

The attendance rate was higher in boys than in girls for all ages, with an AUC_{0-18} male/female ratio of 1.2 and was higher in Italian, compared with foreign, children (relative risk (RR)=1.34; 95% CI 1.33 to 1.36), with similar trends by age and gender.

Slight differences in prevalence of access were observed among LHUs, ranging from 24.1% to 28.8%, as well as small differences by average income of city of residence ($p=0.02$).

Peak attendance occurred in winter and spring (each season accounted for 27% of total attendance), while summer had the lowest rate (20%). Moreover, 367 356 visits (54%) occurred out-of-hours.

Table 1 Results of multinomial logistic regression for non-urgent accesses and of Poisson regression analysis

Variable		Adjusted OR (95% CI)	P values	Adjusted incidence rate ratio (95% CI)	P values
Age (years)	<1	1.00	–	1.02 (1.00 to 1.03)	0.009
	1–5	1.74 (1.69 to 1.79)	<0.001	1.21 (1.21 to 1.22)	<0.001
	6–11	2.27 (2.21 to 2.34)	<0.001	1.01 (1.01 to 1.02)	<0.001
	12–17	2.27 (2.20 to 2.34)	<0.001	1.00	–
Gender	Male	1.10 (1.08 to 1.12)	<0.001	1.01 (1.01 to 1.02)	<0.001
	Female	1.00	–	1.00	–
Average income range of the city of residence	Low (€7142–€18 199)	1.37 (1.33 to 1.41)	<0.001	1.02 (1.01 to 1.03)	0.002
	Average (€18 200–€20 621)	1.10 (1.08 to 1.12)	<0.001	1.00 (0.99 to 1.01)	0.45
	High (€20 622–€46 657)	1.00	–	1.00	–
Out-of-hours access	Yes	1.09 (1.08 to 1.11)	<0.001	n.a.	n.a.
	No	1.00	–	n.a.	n.a.
Diagnostic category	Acute disease	2.45 (2.40 to 2.49)	<0.001	n.a.	n.a.
	Traumatic injury	1.60 (1.57 to 1.63)	<0.001	n.a.	n.a.
	Other	1.00	–	n.a.	n.a.
Local health unit (LHU) of residence	Highest versus lowest*	3.23 (3.03 to 3.43)	<0.001	1.19 (1.17 to 1.20)	<0.001

*LHU with the highest value of prevalence of emergency department access versus LHU with the lowest value.
n.a., not applicable.

Only 10 905 (2%) children were referred to the ED by a PCP, while 607 766 (89%) arrived following parental decision.

The triage code was green in 79.7% of the cases, white in 14.6%, yellow in 5.5% and red in 0.1%.

The most frequent diagnoses were traumatic injuries (26%), respiratory infections (22%) and gastrointestinal disorders (8%). Children >6 years old (33% of the cases) and adolescents (47%) attended the ED most frequently for traumatic injuries, infants (29%) and children aged 1–5 years (33%) for respiratory infections.

In all, 40 390 attendees (6%) were hospitalised after the ED visit. A total of 39 447 children and adolescents, 10% of those discharged after the index visit, had at least one return visit, 5736 (14%) of whom were admitted after it. The overall rate of hospital admission after ED attendance was 7% after pooling index and return visits.

A total of 533 037 (79%) accesses were ‘non-urgent’ and represented 84% of the attendees (368 156/440 284).

Only nationality was not associated ($p=0.90$) with non-urgent attendance in the multivariable analysis, while the most important independent determinants were: LHU of residence, attendance for an acute disease/symptom that could have been managed by PCPs (eg, upper respiratory tract infections, fever, nausea and vomiting) and age (table 1).

FNU users

In all, 21 072 children were frequent users (5% of the ED attendees), 12 533 (59%) of whom accessed the ED for non-urgent reasons only. These subjects represented

0.8% of the paediatric population and 3% of the ED users and were responsible for 59 184 accesses (9% of total).

The increase in prevalence of FNU use starts at 7 months, and children aged 16–24 months have the highest prevalence (2.7%) (figure 1B). The access rate drops to 0.3%–0.4% for youths ≥6 years old, with a statistically significant trend ($p<0.001$).

The prevalence of FNU use was higher in boys than in girls, with an AUC_{0-18} male/female ratio of 1.3, and was higher in Italian compared with foreign children (RR=1.87, 95% CI 1.71 to 2.06).

Differences in prevalence were observed among LHUs (range: 0.5%–1%), and children living in cities with an average/high income had a slightly higher prevalence of FNU use than children living in low income cities (0.8% vs 0.6%, $p<0.001$).

In all, 33 749 (57%) accesses attributable to FNU users occurred out-of-hours, and no statistically significant differences were found in the rate of FNU use based on the median number of children cared for by the PCP ($p=0.17$).

Respiratory infections were the most common diagnoses in FNU attendees (31.9%), in particular in children 1–5 years old (39.8% of accesses). Traumatic injuries were the second cause of attendance (15.6%) and accounted for 24.2% of visits in children 6–11 years old and 39.6% of adolescents’ accesses.

The logistic regression analysis (table 2) showed that nationality and average income of city of residence have no statistically significant relationship with being an FNU user, while independent risk factors were: age (1–5

Table 2 Results of multinomial logistic regression for patients with frequent non-urgent accesses

Variable		Adjusted OR*	95% CI
Age (years)	<1	1.79	(1.63 to 1.96)**
	1–5	3.14	(2.98 to 3.31)**
	6–11	1.20	(1.13 to 1.28)**
	12–17	1.00	
Gender	Male	1.12	(1.08 to 1.17)**
	Female	1.00	

*OR adjusted for LHU of residence.

**P<0.001.

LHU, local health unit.

years old: OR=3.14, 95% CI 2.98 to 3.31), male gender (OR=1.12, 95% CI 1.08 to 1.17) and LHM of residence, with Milan having the highest risk (OR 1.84, 95% CI 1.71 to 1.99) (figure 2). Similar findings were obtained when performing the Poisson regression model: preschool age (1–5 years old; incidence rate ratio (IRR) 1.21, 95% CI 1.21 to 1.22), LHM of residence (Milan, IRR 1.19, 95% CI 1.17 to 1.20) and male gender (IRR 1.01, 95% CI 1.01 to 1.02) resulted the variables associated with an increased IRR (table 1).

Evaluation of healthcare resource utilisation by FNU users

A total of 3515 cases were identified, representing 2% of ED users and 0.7% of the population aged 1–5 years. Characteristics of this sample are summarised in table 3.

The prevalence of prescriptions was significantly higher in cases compared with controls (figure 3), and the same was true for median number of drugs, specialist visits, diagnostic test prescriptions and drug boxes (table 3).

The median number of drug prescriptions and boxes remained higher in cases compared with controls, even after excluding prescriptions dispensed during the 7 days that followed an ED access (table 3).

DISCUSSION

Our study showed that the overutilisation of the ED is a problem that affects the Lombardy Region and that is associated with a general overuse of healthcare resources in a small, but well-defined, group of ED users.

About one-fourth of the resident children and adolescents attended the ED at least once, a rate similar to that reported by Del Torso *et al*,³³ and higher than the one reported in the USA,¹ while the percentage of children with at least one return visit was five times higher than that previously reported in Italy.³² Moreover, the

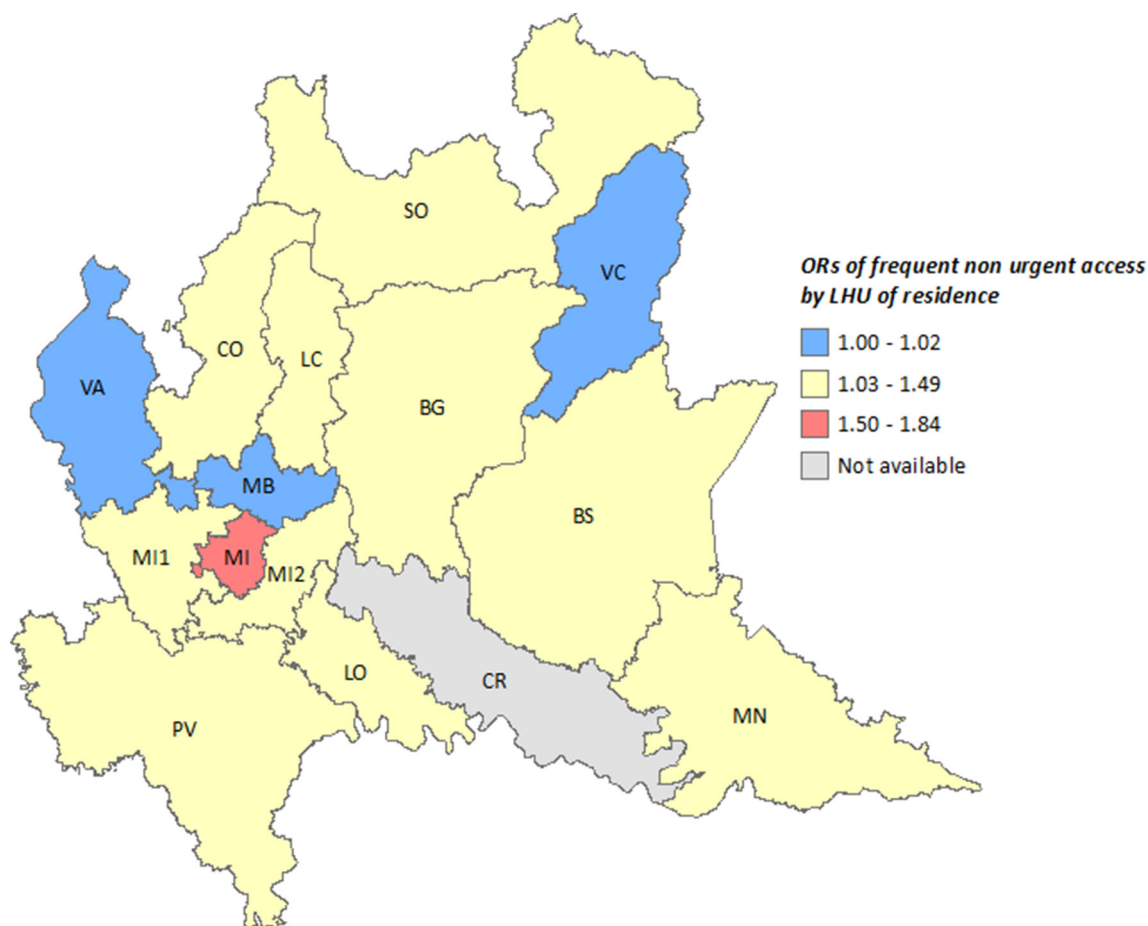


Figure 2 Distribution of ORs of frequent non-urgent access by local health unit (LHU) of residence. BG, Bergamo; BS, Brescia; CO, Como; CR, Cremona; LC, Lecco; LO, Lodi; MN, Mantova; MI, Milano; MI1, Milan 1; MI2, Milan-2; MB, Monza Brianza; SO, Sondrio; PV, Pavia; VA, Varese; VC, Vallecarnonica.

Table 3 Healthcare resource consumption in cases and controls

Variable		Cases (n=3515)	Controls (n=3515)	P values
Age (years)	<3	1954 (55.6)*	1954 (55.6)*	n.a.
	≥3	1561 (44.4)	1561 (44.4)	n.a.
Gender	Male	1585 (45.1)	1585 (45.1)	n.a.
Nationality	Italian	3460 (98.4)	3460 (98.4)	n.a.
No. of drug prescriptions	Overall	4 (2–6)†	1 (0–3)†	<0.001
	>7 days after ED access‡	2 (1–4)	1 (0–3)	<0.001
No. of drug boxes	Overall	6 (3–10)	2 (0–5)	<0.001
	>7 days after ED access‡	3 (1–6)	2 (0–4)	<0.001
No. of specialist visit prescriptions	Overall	5 (4–6)	1 (0–2)	<0.001
No. diagnostic test prescriptions	Overall	2 (1–3)	0 (0–1)	<0.001

*N (%).

†Median (IQR).

‡Difference between date of drug prescription and date of ED access >7 days.
ED, emergency department; n.a., not applicable.

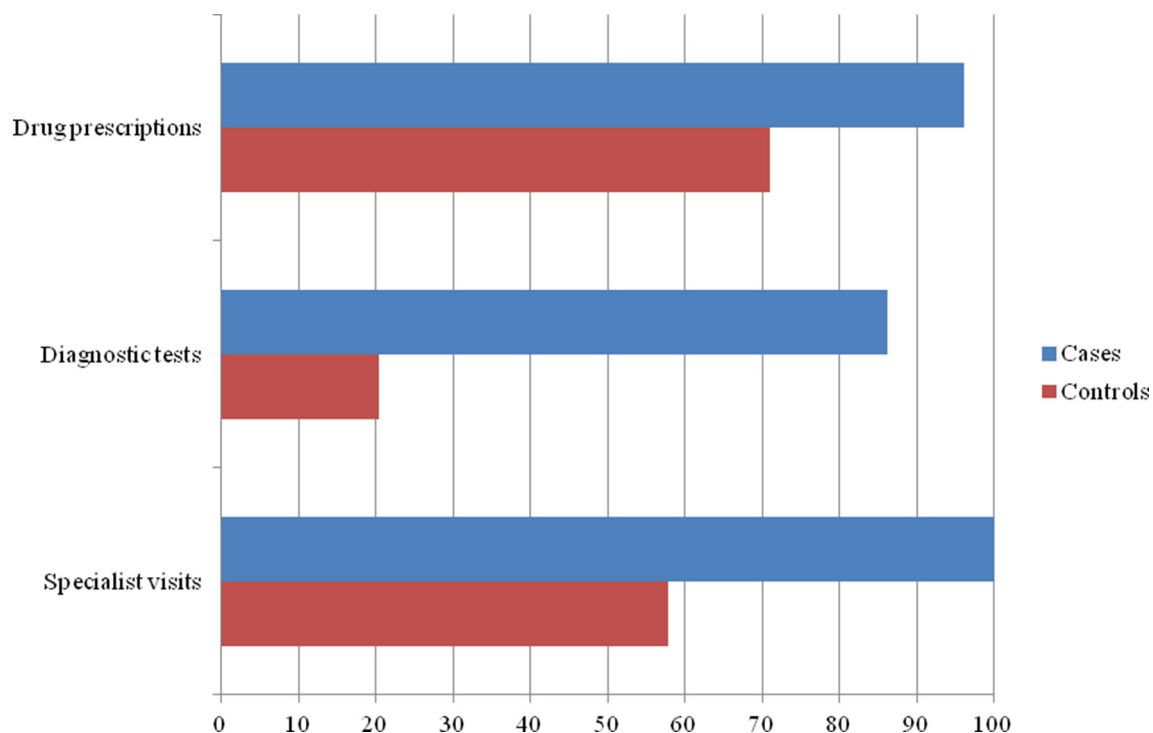
percentages of non-urgent visits and non-urgent users were higher than those observed in five LHUs in Veneto Region and in one ED in Crotona area, in the south of Italy,^{30 31} but similar to those reported in a multicentre study involving 10 Italian hospitals in eight different regions.³⁵ Our study evaluated for the first time in Italy the prevalence of frequent users; the observed rate (1 out of 20 ED attendees) is consistent with findings from other countries.

The role of some contributing factors was confirmed: being male and being a preschooler is associated with a more frequent and more inappropriate ED use. This

may be related to the high frequency of infections due to kindergarten attendance, and difficulties experienced by young children in communicating their symptoms may justify the mothers' anxiety for non-urgent conditions such as fever (fever phobia).³⁶

Infants, on the contrary, are at highest risk of urgent access, although it is difficult to distinguish if it is due to disease severity or to a more cautionary approach during the triage.

In our study, Italian children had a higher prevalence of ED access than foreigners, but nationality did not result as an independent risk factor for non-urgent attendance

**Figure 3** Prevalence of healthcare resource prescriptions in cases and controls.

or FNU use. This finding is in contrast with international studies,^{14 37} while in Italy, the role of migrant status on ED use is not clear.^{35 38 39}

The influence of socioeconomic status is controversial in international studies; it has been poorly analysed in Italy in the past and does not seem to be significant in our study.

Consistently with other studies,^{13 14 40} we observed a higher rate of FNU use in a metropolitan area, represented by Milan in the case of Lombardy Region, which is likely due to the high density of EDs. It is likely that parents of FNU users prefer to bypass the PCP. This can be deduced by the fact that (A) this pattern is not statistically associated with a higher number of children cared for by the FP/GP (a proxy of physician's office overcrowding), (B) FNU users have an out-of-hours percentage of access not very different from the overall one and (C) the most frequent cause of FNU use is represented by respiratory tract infections, which also represent the most common reasons for PCP visits. Our study also demonstrates that the inappropriate use of the ED is associated with an increased consumption of other healthcare resources (drug prescriptions, specialist visits and diagnostic tests). The fact that differences in number of drug prescriptions in cases versus controls remained significant even after excluding those potentially attributable to the ED physicians (ie, occurring in the 7 days after the attendance) may indicate that the greater resource utilisation is not fully induced by ED. It is therefore likely that parental attitude can have a pivotal role.

Different types of strategies have been proposed to reduce the overburden of EDs: to introduce a fee for non-urgent visits not followed by admission, to homogeneously distribute PCPs' offices, to extend their opening times, to intensify group or association paediatric practice models of work, to provide enhanced access, to plan educational interventions in order to help parents in recognising urgent conditions and to strengthen the relationship between the PCP and parents, but the evidence of effectiveness of these strategies appears scant and generally of low quality.^{9 20 40-44}

Our findings support the hypothesis that the overuse of ED by the paediatric population may be due to a parental attitude towards a general overuse of healthcare resources. According to the results of our study, priority should therefore be given to educational interventions for parents aimed to increase the appropriateness of healthcare resource utilisation.

Strengths and limitations

This is the first Italian study that has been able to evaluate the rate and characteristics of ED access by the paediatric population living in an Italian region during an entire year. Furthermore, to the best of our knowledge, we have described, for the first time, a group of children with an inappropriate utilisation of the ED and a high consumption of other healthcare resources.

However, some limitations should be considered. We are not confident that our results can be generalised to the other regions, since Lombardy is characterised by low drug consumption, and regional differences exist in the drug prescription profiles and in ED organisation.^{45 46}

Additionally, due to the limitations of administrative databases, we could not evaluate the role of some factors considered in previous studies, for example, family's structure and socioeconomic status, mother's marital status and literacy level, distance between the child's house and the ED or the PCP's office and the PCP of the child's model of work (individual, network, group or associated paediatric practice).

In this regard, we tried to estimate the socioeconomic status using the data on the city of residence, but we are aware that our estimate may not be accurate.

CONCLUSIONS

Our study shows that there is an ED overuse in Lombardy: more than one out of four children and adolescents accessed ED during a 1-year period, and 1 out of 10 accesses were due to youths who were visited several times for non-urgent reasons only. Frequent use of the ED is partially associated with an inappropriate use of other healthcare resources. It is therefore necessary to adopt strategies to improve the appropriate use of health service resources in order to provide quality health solutions to real health needs.

Contributors All the authors contributed equally to the design of the study. BR was involved in planning the data analysis and wrote the first draft of the manuscript. AC contributed in planning the data analysis and in writing the manuscript. MC undertook the statistical analysis. AngB, IF and LM were involved in data collection and management. AC, AndB and MB supervised the study. All authors contributed to and have approved the final manuscript.

Funding The study was funded by the Lombardy Region (EPIFARM Project).

Competing interests None declared.

Patient consent Not required.

Provenance and peer review Not commissioned; externally peer reviewed.

Open Access This is an Open Access article distributed in accordance with the Creative Commons Attribution Non Commercial (CC BY-NC 4.0) license, which permits others to distribute, remix, adapt, build upon this work non-commercially, and license their derivative works on different terms, provided the original work is properly cited and the use is non-commercial. See: <http://creativecommons.org/licenses/by-nc/4.0/>

© Article author(s) (or their employer(s) unless otherwise stated in the text of the article) 2018. All rights reserved. No commercial use is permitted unless otherwise expressly granted.

REFERENCES

- Centers for Disease Control and Prevention. National Health Interview Survey. 2015. <https://www.cdc.gov/nchs/nhis/SHS.htm> (accessed 17 Feb 2018).
- Hoot NR, Aronsky D. Systematic review of emergency department crowding: causes, effects, and solutions. *Ann Emerg Med* 2008;52:126-36.
- Smith V, Mustafa M, Grafstein E, *et al*. Factors influencing the decision to attend a pediatric emergency department for nonemergent complaints. *Pediatr Emerg Care* 2015;31:640-4.

4. Ben-Isaac E, Schragger SM, Keefer M, *et al.* National profile of nonemergent pediatric emergency department visits. *Pediatrics* 2010;125:454–9.
5. Acworth J, Babl F, Borland M, *et al.* Patterns of presentation to the Australian and New Zealand Paediatric Emergency Research Network. *Emerg Med Australas* 2009;21:59–66.
6. Sands R, Shanmugavadivel D, Stephenson T, *et al.* Medical problems presenting to paediatric emergency departments: 10 years on. *Emerg Med J* 2012;29:379–82.
7. Hockey DJ, Fluxman J, Watson M, *et al.* Understanding the service use patterns of emergency department frequent attenders: could paediatric outreach be a solution? *Arch Dis Child* 2014;99:90–1.
8. Xie J, Lin Y, Kisson N. Factors associated with prolonged stay in a pediatric emergency observation unit of an urban tertiary children's hospital in China. *Pediatr Emerg Care* 2013;29:183–90.
9. Benahmed N, Laokri S, Zhang WH, *et al.* Determinants of nonurgent use of the emergency department for pediatric patients in 12 hospitals in Belgium. *Eur J Pediatr* 2012;171:1829–37.
10. Alpern ER, Stanley RM, Gorelick MH, *et al.* Epidemiology of a pediatric emergency medicine research network: the PECARN Core Data Project. *Pediatr Emerg Care* 2006;22:689–99.
11. Sethuraman U, Kannikeswaran N, Chen X, *et al.* Effect of a rapid assessment program on total length of stay in a pediatric emergency department. *Pediatr Emerg Care* 2011;27:295–300.
12. Atiq H, Siddiqui E, Bano S, *et al.* The pediatric disease spectrum in emergency departments across Pakistan: data from a pilot surveillance system. *BMC Emerg Med* 2015;15:S11.
13. Rasooly IR, Mullins PM, Alpern ER, *et al.* US emergency department use by children, 2001–2010. *Pediatr Emerg Care* 2014;30:602–7.
14. Neuman MI, Alpern ER, Hall M, *et al.* Characteristics of recurrent utilization in pediatric emergency departments. *Pediatrics* 2014;134:e1025–e1031.
15. Timm NL, Ruddy RM. Demographics of patient visits during high daily census in a pediatric ED. *Am J Emerg Med* 2010;28:56–60.
16. Ma CT, Gee L, Kushel MB. Associations between housing instability and food insecurity with health care access in low-income children. *Ambul Pediatr* 2008;8:50–7.
17. Morrison AK, Schapira MM, Gorelick MH, *et al.* Low caregiver health literacy is associated with higher pediatric emergency department use and nonurgent visits. *Acad Pediatr* 2014;14:309–14.
18. Brousseau DC, Hoffmann RG, Nattinger AB, *et al.* Quality of primary care and subsequent pediatric emergency department utilization. *Pediatrics* 2007;119:1131–8.
19. Mathison DJ, Chamberlain JM, Cowan NM, *et al.* Primary care spatial density and nonurgent emergency department utilization: a new methodology for evaluating access to care. *Acad Pediatr* 2013;13:278–85.
20. Durand AC, Gentile S, Devictor B, *et al.* ED patients: how nonurgent are they? Systematic review of the emergency medicine literature. *Am J Emerg Med* 2011;29:333–45.
21. Simon HK, Hirsh DA, Rogers AJ, *et al.* Pediatric emergency department overcrowding: electronic medical record for identification of frequent, lower acuity visitors. Can we effectively identify patients for enhanced resource utilization? *J Emerg Med* 2009;36:311–6.
22. Markham D, Gaudins A. Characteristics of paediatric frequent presenters to an Australian emergency medicine network. *J Paediatr Child Health* 2013;49:950–4.
23. Logue EP, Ali S, Spiers J, *et al.* Characteristics of patients and families who make early return visits to the pediatric emergency department. *Open Access Emerg Med* 2013;5:9–15.
24. Angoulvant F, Jumel S, Prot-Labarthe S, *et al.* Multiple health care visits related to a pediatric emergency visit for young children with common illnesses. *Eur J Pediatr* 2013;172:797–802.
25. Goldman RD, Ong M, Macpherson A. Unscheduled return visits to the pediatric emergency department-one-year experience. *Pediatr Emerg Care* 2006;22:545–9.
26. Ali AB, Place R, Howell J, *et al.* Early pediatric emergency department return visits: a prospective patient-centric assessment. *Clin Pediatr* 2012;51:651–8.
27. O'Loughlin K, Hacking KA, Simmons N, *et al.* Paediatric unplanned reattendance rate: A&E clinical quality indicators. *Arch Dis Child* 2013;98:211–3.
28. Sung SF, Liu KE, Chen SC, *et al.* Predicting factors and risk stratification for return visits to the emergency department within 72 hours in pediatric patients. *Pediatr Emerg Care* 2015;31:819–24.
29. Istituto Nazionale di Statistica (ISTAT). Indagine multiscope Aspetti della vita quotidiana. 2017.
30. Pileggi C, Raffaele G, Angelillo IF. Paediatric utilization of an emergency department in Italy. *Eur J Public Health* 2006;16:565–9.
31. Vedovetto A, Soriani N, Merlo E, *et al.* The burden of inappropriate emergency department pediatric visits: why Italy needs an urgent reform. *Health Serv Res* 2014;49:1290–305.
32. Bergese I, Frigerio S, Clari M, *et al.* An innovative model to predict pediatric emergency department return visits. *Pediatr Emerg Care* 2016.
33. Del Torso S, Granzon R, Moretti C, *et al.* L'urgenza pediatrica: i bisogni e le aspettative dell'utente. *Medico e Bambino* 2002;21:182–5.
34. Salute Mdella. Morte o grave danno conseguente a non corretta attribuzione del codice triage nella Centrale operativa 118 e/o all'interno del Pronto soccorso Raccomandazione n. 15, Febbraio, 2013. (accessed 27 Feb 2018).
35. Grassino EC, Guidi C, Monzani A, *et al.* Access to paediatric emergency departments in Italy: a comparison between immigrant and Italian patients. *Ital J Pediatr* 2009;35:3.
36. Betz MG, Grunfeld AF. 'Fever phobia' in the emergency department: a survey of children's caregivers. *Eur J Emerg Med* 2006;13:129–33.
37. Beniflah JD, Little WK, Simon HK, *et al.* Effects of immigration enforcement legislation on Hispanic pediatric patient visits to the pediatric emergency department. *Clin Pediatr* 2013;52:1122–6.
38. Ballotari P, D'Angelo S, Bonvicini L, *et al.* Effects of immigrant status on Emergency Room (ER) utilisation by children under age one: a population-based study in the province of Reggio Emilia (Italy). *BMC Health Serv Res* 2013;13:458.
39. Farchi S, Polo A, Franco F, *et al.* Primary paediatric care models and non-urgent emergency department utilization: an area-based cohort study. *BMC Fam Pract* 2010;11:32.
40. Zickafoose JS, DeCamp LR, Prosser LA. Association between enhanced access services in pediatric primary care and utilization of emergency departments: a national parent survey. *J Pediatr* 2013;163:1389–95.
41. Sturm JJ, Hirsh D, Weselman B, *et al.* Reconnecting patients with their primary care provider: an intervention for reducing nonurgent pediatric emergency department visits. *Clin Pediatr* 2014;53:988–94.
42. Yoffe SJ, Moore RW, Gibson JO, *et al.* A reduction in emergency department use by children from a parent educational intervention. *Fam Med* 2011;43:106–11.
43. Salami O, Salvador J, Vega R. Reasons for nonurgent pediatric emergency department visits: perceptions of health care providers and caregivers. *Pediatr Emerg Care* 2012;28:43–6.
44. Ismail SA, Gibbons DC, Gnani S. Reducing inappropriate accident and emergency department attendances: a systematic review of primary care service interventions. *Br J Gen Pract* 2013;63:e813–20.
45. Piovani D, Clavenna A, Cartabia M, *et al.* The regional profile of antibiotic prescriptions in Italian outpatient children. *Eur J Clin Pharmacol* 2012;68:997–1005.
46. Longhi R, Picchi R, Minasi D, *et al.* Pediatric emergency room activities in Italy: a national survey. *Ital J Pediatr* 2015;41:77.
47. Alpern ER, Clark AE, Alessandrini EA, *et al.* Recurrent and high-frequency use of the emergency department by pediatric patients. *Acad Emerg Med* 2014;21:365–73.