









<https://doi.org/10.1038/s41467-021-27501-3>

OPEN

Author Correction: Neuronal Nsun2 deficiency produces tRNA epitranscriptomic alterations and proteomic shifts impacting synaptic signaling and behavior

J. Blaze, A. Navickas, H. L. Phillips, S. Heissel, A. Plaza-Jennings, S. Miglani , H. Asgharian, M. Foo, C. D. Katanski, C. P. Watkins, Z. T. Pennington, B. Javidfar, S. Espeso-Gil , B. Rostandy, H. Alwaseem, C. G. Hahn, H. Molina, D. J. Cai , T. Pan, W. D. Yao , H. Goodarzi , F. Haghghi & S. Akbarian 

Correction to: *Nature Communications* <https://doi.org/10.1038/s41467-021-24969-x>, published online 13 August 2021.

The original version of this Article contained an error in the data availability statement, which incorrectly read. ‘The raw and processed mouse RNA sequencing data generated in this study have been deposited in the Gene Expression Omnibus database under accession code [GSE165202](https://www.ncbi.nlm.nih.gov/geo/query/acc.cgi?acc=GSE165202)’. The correct version adds, ‘tRNA, YAMAT, and Ribosome’ after ‘RNA’. This has been corrected in both the PDF and HTML versions of the Article.

The sequencing datasets deposited in GEO associated with this Article were updated shortly after publication to include the tRNA, YAMAT, and Ribosome sequencing data.

Published online: 08 December 2021



Open Access This article is licensed under a Creative Commons Attribution 4.0 International License, which permits use, sharing, adaptation, distribution and reproduction in any medium or format, as long as you give appropriate credit to the original author(s) and the source, provide a link to the Creative Commons license, and indicate if changes were made. The images or other third party material in this article are included in the article’s Creative Commons license, unless indicated otherwise in a credit line to the material. If material is not included in the article’s Creative Commons license and your intended use is not permitted by statutory regulation or exceeds the permitted use, you will need to obtain permission directly from the copyright holder. To view a copy of this license, visit <http://creativecommons.org/licenses/by/4.0/>.

© The Author(s) 2021