

## EDGE ARTICLE

Cite this: *Chem. Sci.*, 2022, 13, 11150

All publication charges for this article have been paid for by the Royal Society of Chemistry

Received 18th July 2022  
Accepted 1st September 2022

DOI: 10.1039/d2sc03999k

rsc.li/chemical-science

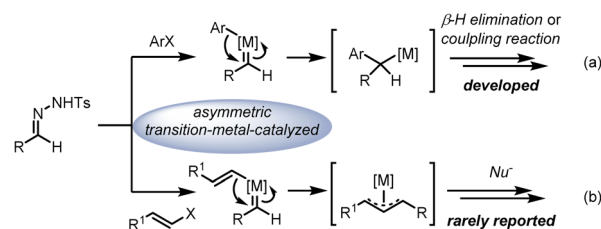
# Palladium/GF-Phos-catalyzed asymmetric carbenylative amination to access chiral pyrrolidines and piperidines†

Yue Sun,<sup>a</sup> Chun Ma,<sup>a</sup> Zhiming Li<sup>ID</sup>\*<sup>a</sup> and Junliang Zhang<sup>ID</sup>\*<sup>ab</sup>

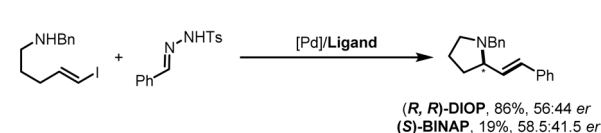
The cross-coupling of *N*-tosylhydrazones has emerged as a powerful method for the construction of structurally diverse molecules, but the development of catalytic enantioselective versions still poses considerable challenges and only very limited examples have been reported. We herein report an asymmetric palladium/GF-Phos-catalyzed carbenylative amination reaction of *N*-tosylhydrazones and (*E*)-vinyl iodides pendent with amine, which allows facile access to a range of chiral pyrrolidines and piperidines in good yields (45–93%) with up to 96.5 : 3.5 *er*. Moreover, mild conditions, general substrate scope, scaled-up preparation, as well as the efficient synthesis of natural product (–)-norrispoline are practical features of this method.

*N*-tosylhydrazones, readily prepared from aldehydes or ketones, served as a safe source of carbene precursors and have attracted much attention of chemists.<sup>1</sup> *N*-tosylhydrazone-mediated applications have been continuously developed, such as cyclopropanation or cyclopropenation, X–H insertion, ylide formation, cycloaddition, aza-Wacker-type cyclization, asymmetric allylic substitution, *etc.*<sup>2</sup> Among them, transition-metal-catalyzed cross-coupling is one of the powerful protocols for C–X or C=C bond formation in organic synthesis involving versatile intermediates, of which *in situ* generation of diazo compounds and carbene migratory insertion are considered key steps.<sup>3–5</sup> Over the past decades, considerable progress has been made in the asymmetric cross-coupling reactions of *N*-tosylhydrazones with various coupling partners, including cyclobutanols, terminal alkynes, silacyclobutanes and so on.<sup>4</sup> Relatively, only a few examples focus on the cross-coupling reactions of aryl halides with *N*-tosylhydrazones involving benzyl metal intermediates [Scheme 1A, eqn. (a)].<sup>6</sup> For example, Gu,<sup>6a</sup> Wu,<sup>6b</sup> Lassaletta<sup>6c</sup> and coworkers have developed a palladium-catalyzed asymmetric synthesis of axial chiral compounds from aryl bromides and *N*-tosylhydrazones, ending with β-H elimination. Very recently, we realized palladium/GF-Phos catalyzed asymmetric three component cross-coupling reactions of aryl halides, *N*-tosylhydrazones, with terminal alkynes.<sup>6f</sup> In contrast, much less progress has been made in *N*-tosylhydrazone-based carbenylative insertions from vinyl

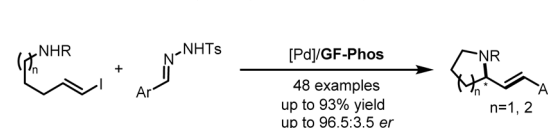
halides, which would generate a π-allylic metal intermediate followed by nucleophile attack, providing a unique approach for building C–X bonds, especially for *N*-heterocyclic compounds [Scheme 1A, eqn. (b)].<sup>7</sup> *N*-heterocycles are important structural motifs for the development of various types of valuable chemicals and materials.<sup>8</sup> Importantly, optically active 2-substituted pyrrolidine and piperidine derivatives are privileged scaffolds in many natural products and pharmaceuticals with a wide range

A) Asymmetric transition-metal-catalyzed cross-coupling of *N*-tosylhydrazones

## B) Previous work: palladium-catalyzed carbenylative amination (Van Vranken 2012)



## C) This work: palladium-catalyzed asymmetric carbenylative amination



- high chemo-, regio- and enantioselectivities
- mild reaction conditions
- C–N/C–C constructions
- general substrate scope
- valuable building blocks

Scheme 1 Asymmetric transition-metal-catalyzed carbenylative cross-coupling reactions.

<sup>a</sup>Department of Chemistry, Fudan University, 2005 Songhu Road, Shanghai 200438, China. E-mail: zml@fudan.edu.cn; junliangzhang@fudan.edu.cn

<sup>b</sup>Zhuhai Fudan Innovation Institute, Hengqing District, Zhuhai 519000, China

† Electronic supplementary information (ESI) available. CCDC 2129469 (3ac). For ESI and crystallographic data in CIF or other electronic format see <https://doi.org/10.1039/d2sc03999k>



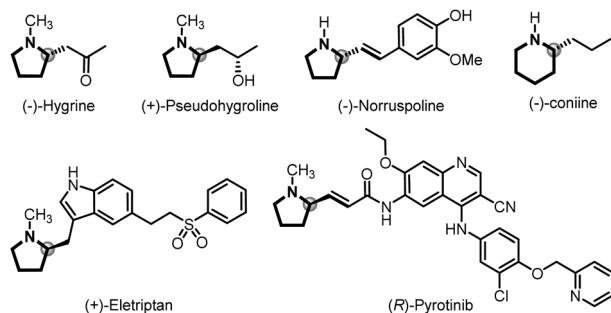


Fig. 1 Selected natural products and pharmaceuticals containing chiral 2-substituted pyrrolidine and piperidine units.

of biological activities,<sup>9</sup> as well as the backbone of organo-catalysts in asymmetric catalysis (Fig. 1).<sup>10</sup>

Notably, Van Vranken and coworkers reported an elegant palladium-catalyzed carbenylative amination reaction of *N*-tosylhydrazones and (*E*)-vinyl iodides pendent with amine, providing facile access to pyrrolidine and piperidine ring systems that are common to alkaloid natural products (Scheme 1B).<sup>11</sup> Unfortunately, only up to 58.5 : 41.5 *er* was obtained after they made a lot of efforts to screen a series of chiral phosphine ligands, indicating that this asymmetric reaction indeed poses considerable challenges in addition to competitive side reactions such as the dimerization of vinyl iodides,<sup>12</sup> the formation of diene *via* the palladotropic rearrangement/ $\beta$ -H elimination or allene *via*  $\beta$ -H elimination from  $C_{sp^2}$ ,<sup>13</sup> and the  $\pi$ -allylpalladium intermediate trapped by the byproduct sulfinic acid salt.<sup>14</sup> Given the significance of chiral pyrrolidines and piperidines as core structures in alkaloid natural products, the development of an asymmetric version of this elegant carbenylative amination reaction is highly desirable. In recent years, our group has developed a series of chiral sulfinamide phosphine ligands (so-called **Sadphos**), which showed unique potential in asymmetric transition-metal catalysis,<sup>6f,15</sup> so we wondered whether **Sadphos** could address this challenging asymmetric carbenylative amination reaction (Scheme 1C).

Initially, our study began with (*E*)-vinyl iodide **1a** and *N*-tosylhydrazone **2a** in the presence of  $Pd_2(dba)_3$ , *t*-BuOLi,  $Et_3N$ , and triethylbenzylammonium chloride (TEBAC) in THF at 30 °C. A series of commercially available chiral ligands were first screened (Fig. 2). Only (*R,R*)-DIOP (**L1**), (*R*)-DTBM-SegPhos (**L3**) and (*R*)-MOP (**L4**) provided the desired product **3aa** with poor enantioselectivity and other ligands such as (*R,R*)-Ph-BPE (**L2**), (*R,S*)-Josiphos (**L5**) and (*S,S*)-*i*-Pr-FOXAP (**L6**) showed low reactivity. We next turned to systematically investigate **Sadphos**, such as Wei-Phos,<sup>16</sup> Xiao-Phos,<sup>15d,17</sup> Ming-Phos,<sup>15a,18</sup> Xu-Phos,<sup>15b,19</sup> Xiang-Phos<sup>20</sup> and PC-Phos<sup>15c,21</sup> (Fig. 2). To our delight, **PC1** delivered **3aa** in 32% yield and 85.5 : 14.5 *er*. Inspired by this result, we further screened **PC2–PC5** which vary in the substituent of phenyl, but unfortunately none of them showed better results. Surprisingly, the reactivity of this reaction could be greatly improved with our recently developed GF-Phos **GF1**, delivering 71% yield. When steric hindered *tert*-butyl groups were introduced on the phenyl group (**GF2**), the product **3aa** was

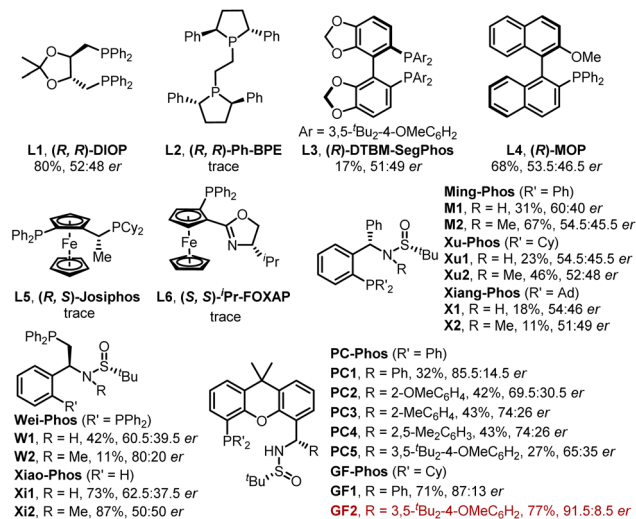


Fig. 2 Screened chiral ligands.

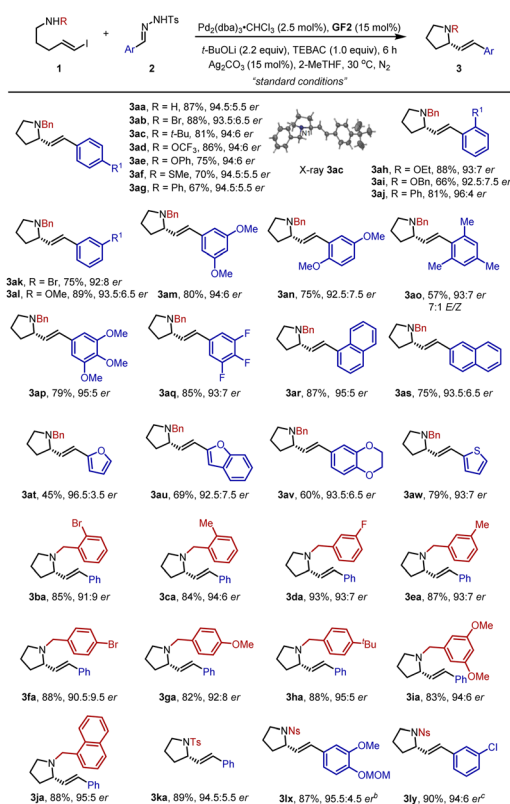
obtained in 77% yield with 91.5 : 8.5 *er*. After screening different palladium catalysts and solvents (Table 1, entries 1–10), the *er* value has been slightly increased. Additionally, lowering reaction temperature led to an increase in enantioselectivity but a decrease in yield (Table 1, entry 11).

We also found that, besides *t*-BuOLi, there was little effect on the yield or enantioselectivity by changing another base. The

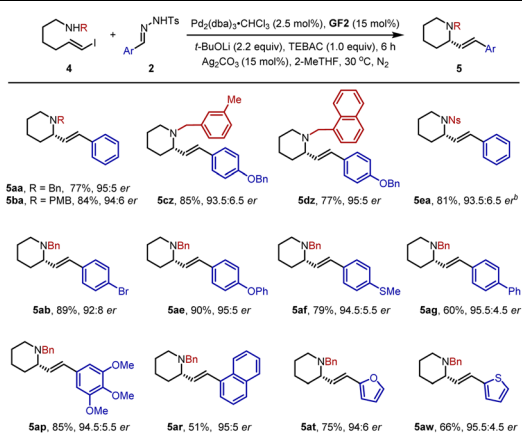
Table 1 Optimization of reaction conditions<sup>a</sup>

| Entry           | [Pd]                       | Base       | Solvent     | Yield <sup>b</sup> (%) | <i>er</i> <sup>c</sup> |
|-----------------|----------------------------|------------|-------------|------------------------|------------------------|
| 1               | $Pd_2(dba)_3$              | $Et_3N$    | THF         | 77                     | 91.5 : 8.5             |
| 2               | $Pd(acac)_2$               | $Et_3N$    | THF         | 89                     | 86.5 : 13.5            |
| 3               | $Pd(OAc)_2$                | $Et_3N$    | THF         | 82                     | 88 : 15                |
| 4               | $PdBr_2$                   | $Et_3N$    | THF         | 78                     | 88 : 12                |
| 5               | $Pd_2(dba)_3 \cdot CHCl_3$ | $Et_3N$    | THF         | 75                     | 92 : 8                 |
| 6               | $Pd_2(dba)_3 \cdot CHCl_3$ | $Et_3N$    | Toluene     | 23                     | 92.5 : 7.5             |
| 7               | $Pd_2(dba)_3 \cdot CHCl_3$ | $Et_3N$    | DMF         | 90                     | 80 : 20                |
| 8               | $Pd_2(dba)_3 \cdot CHCl_3$ | $Et_3N$    | MTBE        | 28                     | 93 : 7                 |
| 9               | $Pd_2(dba)_3 \cdot CHCl_3$ | $Et_3N$    | 1,4-Dioxane | 38                     | 88.5 : 11.5            |
| 10              | $Pd_2(dba)_3 \cdot CHCl_3$ | $Et_3N$    | 2-Me-THF    | 89                     | 93 : 7                 |
| 11 <sup>d</sup> | $Pd_2(dba)_3 \cdot CHCl_3$ | $Et_3N$    | 2-Me-THF    | 26                     | 94.5 : 5.5             |
| 12              | $Pd_2(dba)_3 \cdot CHCl_3$ | DABCO      | 2-Me-THF    | 76                     | 94 : 6                 |
| 13              | $Pd_2(dba)_3 \cdot CHCl_3$ | $CS_2CO_3$ | 2-Me-THF    | 93                     | 92.5 : 7.5             |
| 14              | $Pd_2(dba)_3 \cdot CHCl_3$ | KOH        | 2-Me-THF    | 89                     | 93 : 7                 |
| 15              | $Pd_2(dba)_3 \cdot CHCl_3$ | None       | 2-Me-THF    | 83                     | 93 : 7                 |
| 16 <sup>e</sup> | $Pd_2(dba)_3 \cdot CHCl_3$ | None       | 2-Me-THF    | 69                     | 88 : 12                |
| 17 <sup>f</sup> | $Pd_2(dba)_3 \cdot CHCl_3$ | None       | 2-Me-THF    | 81                     | 94.5 : 5.5             |

<sup>a</sup> Reaction conditions: **1a** (0.1 mmol), **2a** (0.16 mmol), [Pd] (5 mol%), GF2 (15 mol%), *t*-BuOLi (2.2 equiv.), TEBAC (1.0 equiv.), base (2.0 equiv.) in 0.1 M solvent at 30 °C for 12 h. <sup>b</sup> Determined by GC analysis with *n*-tetradecane as an internal standard. <sup>c</sup> The *er* value was determined by chiral HPLC. <sup>d</sup> 15 °C for 12 h. <sup>e</sup> Without TEBAC. <sup>f</sup> 15 mol%  $Ag_2CO_3$ . THF = tetrahydrofuran. MTBE = *tert*-butyl methyl ether. DMF = *N,N*-dimethylformamide. DCE = 1,2-dichloroethane. DMSO = dimethyl sulfoxide.

Table 2 Scope for enantioselective formation of pyrrolidines<sup>a</sup>

<sup>a</sup> Reaction conditions: **1** (0.3 mmol), **2** (0.48 mmol),  $\text{Pd}_2(\text{dba})_3 \cdot \text{CHCl}_3$  (2.5 mol%), **GF2** (15 mol%), *t*-BuOLi (2.2 equiv.), TEBCAC (1.0 equiv.),  $\text{Ag}_2\text{CO}_3$  (15 mol%) in 0.1 M 2-MeTHF at 30 °C for 6 h. <sup>b</sup> 1.8 mmol scale, 24 h. <sup>c</sup> 2.0 mmol scale, 20 h.

Table 3 Scope for enantioselective formation of piperidines<sup>a</sup>

<sup>a</sup> Reaction conditions: **1** (0.3 mmol), **2** (0.48 mmol),  $\text{Pd}_2(\text{dba})_3 \cdot \text{CHCl}_3$  (2.5 mol%), **GF2** (15 mol%), *t*-BuOLi (2.2 equiv.), TEBCAC (1.0 equiv.),  $\text{Ag}_2\text{CO}_3$  (15 mol%) in 0.1 M 2-MeTHF at 30 °C for 6 h. <sup>b</sup> 12 h.

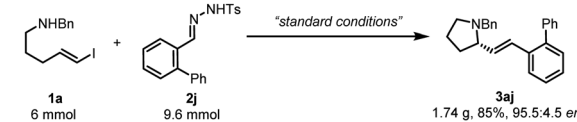
study was therefore continued without it (Table 1, entries 12–15). Moreover, in the absence of TEBCAC, **3aa** was produced in only 69% yield and 88 : 12 *er*. TEBCAC probably helps to increase

the solubility of the anion of *N*-tosylhydrazones (Table 1, entry 16). Interestingly, we investigated a series of additives, and the results indicated that the addition of  $\text{Ag}_2\text{CO}_3$  could further provide slightly higher enantioselectivity (94.5 : 5.5 *er*) (Table 1, entry 17, see the ESI for more details<sup>†</sup>).

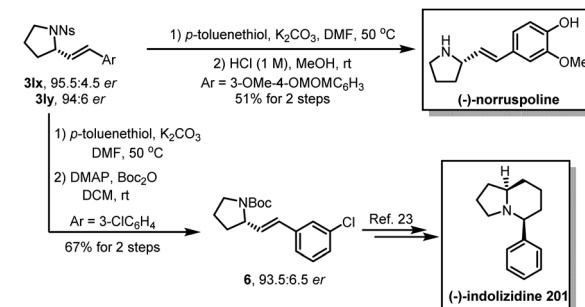
The scope of the carbenylative amination reaction was then studied using the optimized reaction conditions (Table 2). A wide range of *N*-tosylhydrazones **2** bearing electron-withdrawing or donating groups at the *ortho*-, *meta*- or *para*-position of the phenyl ring were tested, giving the corresponding products **3aa–3aj** in moderate to good yields with 92.5 : 7.5–96 : 4 *er*. The absolute configuration of **3ac** was confirmed as *S* by single crystal X-ray diffraction analysis.<sup>22</sup> Multisubstituted phenyl and naphthyl groups were also well-tolerated (**3am**, **3an**, **3ap–3as**). It is note-worthy that the 2,4,6-trimethylphenyl-substituted substrate delivered **3ao** in 57% yield with 7/1 *E/Z* selectivity, probably due in part to the steric hindrance. Moreover, *N*-tosylhydrazones containing heterocycles reacted smoothly to furnish the expected products **3at–3aw**. Besides diverse substituted *N*-tosylhydrazones **2**, various kinds of vinyl iodide derivatives **1** with functional groups such as halides, methyl, *tert*-butyl, methoxy and 1-naphthyl at different positions on the phenyl ring also worked well and afforded **3ba–3ja** in good yields. Surprisingly, when the protective group on the nitrogen atom was replaced by a *p*-toluenesulfonyl or *p*-nitrophenylsulfonyl group, the corresponding cyclic products **3ka**, **3lx**, and **3ly** were successfully produced in high yields and enantioselectivities.

Subsequently, we further turned our efforts to the synthesis of piperidine derivatives. As shown in Table 3, the desired six-membered heterocycles **5aa–5dz** could be obtained efficiently in 77–85% yields with 93.5 : 6.5–95 : 5 *er* under standard conditions. Similarly, the *p*-nitrophenylsulfonyl group was also a compatible partner to give **5ea** in 81% yield with 93.5 : 6.5 *er*. In parallel, a variety of *N*-tosylhydrazones **2** mentioned above were studied, affording structurally diverse piperidines **5ab–5ar** smoothly. In addition, 2-furan- and thienyl-substituted *N*-

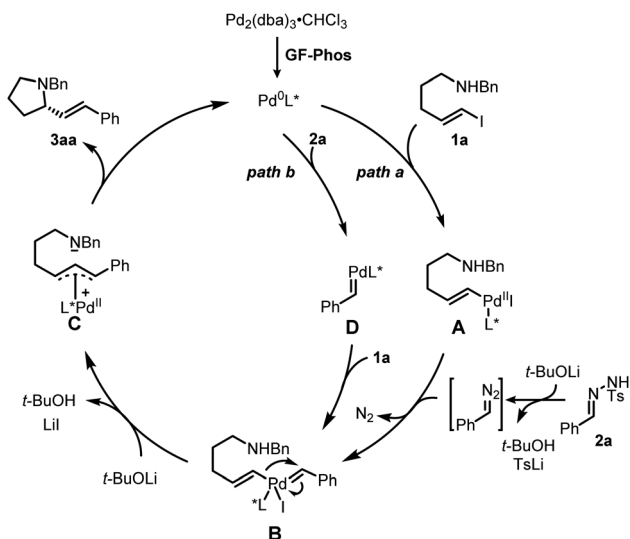
a) Gram-scale synthesis



b) Synthesis of (-)-norrispoline and (-)-indolizidine 201



Scheme 2 Gram-scale synthesis and synthetic applications.



Scheme 3 Proposed catalytic cycle.

tosylhydrazones were transformed into **5at** and **5aw** in good yields with high *er* values.

To evaluate the synthetic utility of this asymmetric carbenylative amination reaction, we carried out a gram-scale reaction under standard conditions, providing the product **3aj** in 85% yield with 95.5 : 4.5 *er* (Scheme 2a). Of note, a 2-step deprotection of **3lx** with *p*-toluenethiol/ $K_2CO_3$  and HCl (1 M) enabled the synthesis of natural product (–)-norruspoline in 51% overall yield. Additionally, replacing the protecting group of **3ly** with the Boc group afforded **6** in 67% yield without the loss of enantioselectivity and it has been previously shown that **6** is a synthetic intermediate for the preparation of natural product (–)-indolizidine 201 (Scheme 2b).<sup>23</sup> A linear relationship was demonstrated by a nonlinear effect study on the *ee* value of **GF2** and product **3aa**, which implied that the catalytically active structure contains only a single chiral ligand. (please find more details in the ESI†).

Based on our study and previous work,<sup>24</sup> a catalytic cycle pathway to rationalize the synthesis of chiral pyrrolidines is illustrated in Scheme 3. First, the oxidative addition of vinyl iodide **1a** to a  $Pd^0$ /GF-Phos complex would generate vinyl  $Pd^{II}$  species **A**. In the presence of a base, *N*-tosylhydrazone **2a** *in situ* generated a diazo intermediate and formed palladium carbene **B** with vinyl  $Pd^{II}$  species **A**, followed by migratory insertion to generate the  $\pi$ -allylpalladium intermediate **C**, as displayed in path a. Alternatively, the reaction proceeds in a palladium carbene/oxidative addition sequence as in path b. Next, the nucleophilic attack of the nitrogen atom on  $\pi$ -allylpalladium delivered product **3aa** and regenerated the  $Pd^0$  complex, thus completing the entire catalytic cycle. In light of the structure of the chiral ligand **GF2** and the absolute configuration of product (*S*)-**3**, a chirality induction model for stereochemical induction was proposed (Fig. 3).

In conclusion, we have developed a palladium/GF-Phos catalyzed asymmetric carbenylative amination of (*E*)-vinyl iodides with *N*-tosylhydrazones *via* a carbene migratory

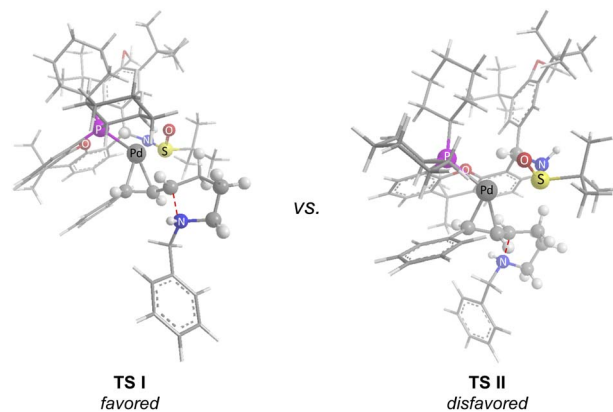


Fig. 3 Proposed chirality induction model.

insertion/Tsuji-Trost sequence to build C–N/C–C more efficiently. This catalytic system exhibits general functional group tolerance and enables rapid access to a variety of chiral 2-substituted pyrrolidines and piperidines in moderate to good yields with high chemo-, regio-, enantioselectivities under mild conditions. Our approach can be applied to the direct synthesis of significant natural product (–)-norruspoline and provides an alternative route for the formal synthesis of (–)-indolizidine 201.

## Data availability

All experimental data and detailed experimental procedures are available in the ESI.†

## Author contributions

Y. S. conducted the experiments and analysed the data. C. M. conducted the preparation of the starting materials. Z. L. and J. Z. directed the project. Y. S., Z. L. and J. Z. prepared the manuscript.

## Conflicts of interest

There are no conflicts to declare.

## Acknowledgements

We gratefully acknowledge the funding support of the National Key R&D Program of China (2021YFF0701601), NSFC (22031004 and 21921003), and Shanghai Municipal Education Commission (20212308).

## Notes and references

- (a) D. G. Farnum, *J. Org. Chem.*, 1963, **28**, 870–872; (b) J. R. Fulton, V. K. Aggarwal and J. de Vicente, *Eur. J. Org. Chem.*, 2005, **8**, 1479–1492.
- For books, see: (a) J. Wang, C.-M. Che and M. P. Doyle, *Transition Metal-Catalyzed Carbene Transformations*, Wiley-

- VCH, Weinheim, Germany, 2022. For reviews, see (b) M. Jia and S. Ma, *Angew. Chem., Int. Ed.*, 2016, **55**, 9134–9166; (c) D. Arunprasath, B. D. Bala and G. Sekar, *Adv. Synth. Catal.*, 2019, **361**, 1172–1207; (d) R. Singhal, S. P. Choudhary, B. Malik and M. Pilania, *ChemistrySelect*, 2022, **7**, e20220013; For recent examples, see: (e) W. C. Lee, D.-S. Wang, C. Zhang, J. Xie, B. Li and X. P. Zhang, *Chem*, 2021, **7**, 1588–1601; (f) J. Ke, W. C. Lee, X. Wang, Y. Wang, X. Wen and X. P. Zhang, *J. Am. Chem. Soc.*, 2022, **144**, 2368–2378; (g) L.-L. Yang, J. Ouyang, H.-N. Zou, S.-F. Zhu and Q.-L. Zhou, *J. Am. Chem. Soc.*, 2021, **143**, 6401–6406; (h) L. Ma, F. Jin, X. Cheng, S. Tao, G. Jiang, X. Li, J. Yang, X. Bao and X. Wan, *Chem. Sci.*, 2021, **12**, 9823–9830; (i) K. Xu, Y. Zheng, Y. Ye, D. Liu and W. Zhang, *Org. Lett.*, 2020, **22**, 8836–8841; (j) X. Kou, Q. Shao, C. Ye, G. Yang and W. Zhang, *J. Am. Chem. Soc.*, 2018, **140**, 7587–7597.
- 3 For selected reviews and recent examples, see: (a) Z. Shao and H. Zhang, *Chem. Soc. Rev.*, 2012, **41**, 560–572; (b) Y. Xia and J. Wang, *Chem. Soc. Rev.*, 2017, **46**, 2306–2362; (c) Y. Xia, D. Qiu and J. Wang, *Chem. Rev.*, 2017, **117**, 13810–13889; (d) J. Barluenga and C. Valdés, *Angew. Chem., Int. Ed.*, 2011, **50**, 7486–7500; (e) Y. Xia and J. Wang, *J. Am. Chem. Soc.*, 2020, **142**, 10592–10605; (f) J. Radolko, P. Ehlers and P. Langer, *Adv. Synth. Catal.*, 2021, **363**, 3616–3654; (g) Y. Ping, R. Wang, Q. Wang, T. Chang, J. Huo, M. Lei and J. Wang, *J. Am. Chem. Soc.*, 2021, **143**, 9769–9780; (h) A. Yanagimoto, Y. Uwabe, Q. Wu, K. Muto and J. Yamaguchi, *ACS Catal.*, 2021, **11**, 10429–10435; (i) N. F. C. Ritchie, A. J. Zahara and S. M. Wilkerson-Hill, *J. Am. Chem. Soc.*, 2022, **144**, 2101–2106.
- 4 (a) A. Yada, S. Fujita and M. Murakami, *J. Am. Chem. Soc.*, 2014, **136**, 7217–7220; (b) W.-D. Chu, F. Guo, L. Yu, J. Hong, Q. Liu, F. Mo, Y. Zhang and J. Wang, *Chin. J. Chem.*, 2018, **36**, 217–222; (c) T. Osako, M. Nagaosa, G. Hamasaka and Y. Uozumi, *Synlett*, 2018, **29**, 2251–2256; (d) J. Huo, K. Zhong, Y. Xue, M. Lyu, Y. Ping, Z. Liu, Y. Lan and J. Wang, *J. Am. Chem. Soc.*, 2021, **143**, 12968–12973.
- 5 (a) W. R. Bamford and T. S. Stevens, *J. Chem. Soc.*, 1952, 4735–4740; (b) V. K. Aggarwal, E. Alonso, I. Bae, G. Hynd, K. M. Lydon, M. J. Palmer, M. Patel, M. Porcelloni, J. Richardson, R. A. Stenson, J. R. Studley, J. L. Vasse and C. L. Winn, *J. Am. Chem. Soc.*, 2003, **125**, 10926–10940.
- 6 (a) J. Feng, B. Li, Y. He and Z. Gu, *Angew. Chem., Int. Ed.*, 2016, **55**, 2186–2190; (b) H. Wu, Z. S. Han, B. Qu, D. Wang, Y. Zhang, Y. Xu, N. Grinberg, H. Lee, J. J. Song, F. Roschangar, G. Wang and C. H. Senanayake, *Adv. Synth. Catal.*, 2017, **359**, 3927–3933; (c) S. Kattela, C. R. D. Correia, A. Ros, V. Hornillos, J. Iglesias-Sigüenza, R. Fernández and J. M. Lassaletta, *Org. Lett.*, 2022, **24**, 3812–3816; (d) X. Ning, Y. Chen, F. Hu and Y. Xia, *Org. Lett.*, 2021, **23**, 8348–8352; (e) R.-X. Liang, K. Wang, Q. Wu, W.-J. Sheng and Y.-X. Jia, *Organometallics*, 2019, **38**, 3927–3930; (f) G. Zhao, Y. Wu, H.-H. Wu, J. Yang and J. Zhang, *J. Am. Chem. Soc.*, 2021, **143**, 17983–17988.
- 7 (a) P.-X. Zhou, Y.-Y. Ye and Y.-M. Liang, *Org. Lett.*, 2013, **15**, 5080–5083; (b) I. D. U. A. Premachandra, T. A. Nguyen, C. Shen, E. S. Gutman and D. L. Van Vranken, *Org. Lett.*, 2015, **17**, 5464–5467; (c) Y. Xia, Y. Xia, Y. Zhang and J. Wang, *Org. Biomol. Chem.*, 2014, **12**, 9333–9336; (d) X. S. Shang, N. T. Li, H. X. Siyang and P. N. Liu, *J. Org. Chem.*, 2015, **80**, 4808–4815; (e) M. Kitamura, R. Yuasa and D. L. Van Vranken, *Tetrahedron Lett.*, 2015, **56**, 3027–3031; (f) M. Paraja, R. Barroso, M. P. Cabal and C. Valdés, *Adv. Synth. Catal.*, 2017, **359**, 1058–1062; (g) P.-X. Zhou, Y.-Y. Ye, L.-B. Zhao, J.-Y. Hou, X. Kang, D.-Q. Chen, Q. Tang, J.-Y. Zhang, Q.-X. Huang, L. Zheng, J.-W. Ma, P.-F. Xu and Y.-M. Liang, *Chem. - Eur. J.*, 2014, **20**, 16093–16096.
- 8 (a) A. Mochizuki, Y. Nakamoto, H. Naito, K. Uoto and T. Ohta, *Bioorg. Med. Chem. Lett.*, 2008, **18**, 782–787; (b) E. Vitaku, D. T. Smith and J. T. Njardarson, *J. Med. Chem.*, 2014, **57**, 10257–10274; (c) R. D. Taylor, M. MacCoss and A. D. G. Lawson, *J. Med. Chem.*, 2014, **57**, 5845–5859; (d) M. E. Welsch, S. A. Snyder and B. R. Stockwell, *Curr. Opin. Chem. Biol.*, 2010, **14**, 347–361.
- 9 (a) T. K. Beng and R. E. Gawley, *J. Am. Chem. Soc.*, 2010, **132**, 12216–12217; (b) K. T. Wanner and G. Hoefner, *Arch. Pharm. (Weinheim, Ger.)*, 1990, **323**, 977–986; (c) C. Bhat and S. G. Tilve, *Tetrahedron Lett.*, 2011, **52**, 6566–6568; (d) M. Liniger, K. Estermann and K.-H. Altmann, *J. Org. Chem.*, 2013, **78**, 11066–11070; (e) K. Beaumont, I. Gardner, K. Chapman, M. Hall and M. Rowland, *J. Pharm. Sci.*, 2011, **100**, 4518–4535; (f) B. Su, T. Huang, Y. Jin, H. Yin, H. Qiu and X. Yuan, *Gastric Cancer*, 2021, **24**, 352–367.
- 10 For selected reviews and recent examples, see: (a) S. Sulzer-Mossé and A. Alexakis, *Chem. Commun.*, 2007, **30**, 3123–3135; (b) M. Gruttadauria, F. Giacalone and R. Noto, *Chem. Soc. Rev.*, 2008, **37**, 1666–1688; (c) Y. Hayashi and N. Umekubo, *Angew. Chem., Int. Ed.*, 2018, **57**, 1958–1962; (d) A. Vega-Peñaloza, S. Paria, M. Bonchio, L. Dell'Amico and X. Companyó, *ACS Catal.*, 2019, **9**, 6058–6072; (e) Y. Oka, S. Tsuzukib and K. Moriyama, *Chem. Commun.*, 2021, **57**, 11457–11460.
- 11 A. Khanna, C. Maung, K. R. Johnson, T. T. Luong and D. L. Van Vranken, *Org. Lett.*, 2012, **14**, 3233–3235.
- 12 (a) A. Khanna, I. D. U. A. Premachandra, P. D. Sung and D. L. Van Vranken, *Org. Lett.*, 2013, **15**, 3694–3697; (b) D. P. Ojha and K. R. Prabhu, *J. Org. Chem.*, 2013, **78**, 12136–12143.
- 13 (a) J. Barluenga, M. Tomás-Gamasa, F. Aznar and C. Valdés, *Adv. Synth. Catal.*, 2010, **352**, 3235–3240; (b) G. Zhang, Y.-K. Song, F. Zhang, Z.-J. Xue, M.-Y. Li, G.-S. Zhang, B.-B. Zhu, J. Wei, C. Li, C.-G. Feng and G.-Q. Lin, *Nat. Commun.*, 2021, **12**, 728–737.
- 14 P.-X. Zhou, Y. Zhang, C. Ge, Y.-M. Liang and C. Li, *J. Org. Chem.*, 2018, **83**, 4762–4768.
- 15 (a) Z.-M. Zhang, P. Chen, W. Li, Y. Niu, X.-L. Zhao and J. Zhang, *Angew. Chem., Int. Ed.*, 2014, **53**, 4350–4354; (b) Z.-M. Zhang, B. Xu, L. Wu, Y. Wu, Y. Qian, L. Zhou, Y. Liu and J. Zhang, *Angew. Chem., Int. Ed.*, 2019, **58**, 14653–14659; (c) H. Chu, J. Cheng, J. Yang, Y.-L. Guo and J. Zhang, *Angew. Chem., Int. Ed.*, 2020, **59**, 21991–21996; (d) Q. Dai, L. Liu and J. Zhang, *Angew. Chem., Int. Ed.*, 2021, **60**, 27247–27252.

- 16 For Wei-phos ligands, see: W. Zhou, X. Su, M. Tao, C. Zhu, Q. Zhao and J. Zhang, *Angew. Chem., Int. Ed.*, 2015, **54**, 14853–14857.
- 17 For Xiao-phos ligands, see: (a) X. Su, W. Zhou, Y. Li and J. Zhang, *Angew. Chem., Int. Ed.*, 2015, **54**, 6874–6877; (b) Q. Dai, L. Liu, Y. Qian, W. Li and J. Zhang, *Angew. Chem., Int. Ed.*, 2020, **59**, 20645–20650.
- 18 For Ming-phos ligands, see: (a) Z.-M. Zhang, B. Xu, S. Xu, H.-H. Wu and J. Zhang, *Angew. Chem., Int. Ed.*, 2016, **55**, 6324–6328; (b) S. Li, Q. Chen, Z.-M. Zhang and J. Zhang, *Green Synth. Catal.*, 2021, **2**, 374–376.
- 19 For Xu-phos ligands, see: (a) Y.-L. Li, P.-C. Zhang, H.-H. Wu and J. Zhang, *J. Am. Chem. Soc.*, 2021, **143**, 13010–13015; (b) B. Xu, D. Ji, L. Wu, L. Zhou, Y. Liu, Z.-M. Zhang and J. Zhang, *Chem*, 2022, **8**, 836–849.
- 20 For Xiang-phos ligands, see: L. Wang, K. Zhang, Y. Wang, W. Li, M. Chen and J. Zhang, *Angew. Chem., Int. Ed.*, 2020, **59**, 4421–4427.
- 21 For PC-phos ligands, see: (a) L. Wang, M. Chen, P.-C. Zhang, W. Li and J. Zhang, *J. Am. Chem. Soc.*, 2018, **140**, 3467–3473; (b) P.-C. Zhang, J. Han and J. Zhang, *Angew. Chem., Int. Ed.*, 2019, **58**, 11444–11448.
- 22 The absolute configuration of **3ac** was determined by X-ray crystallographic analysis. CCDC number: 2129469.
- 23 H. Zhang, C. Huang, X.-A. Yuan and S. Yu, *J. Am. Chem. Soc.*, 2022, **144**, 10958–10967.
- 24 (a) N. A. Butta and W. Zhang, *Chem. Soc. Rev.*, 2015, **44**, 7929–7967; (b) L. M. Lutete, I. Kadota and Y. Yamamoto, *J. Am. Chem. Soc.*, 2004, **126**, 1622–1623.