

Two eggs, two different constraints: a potential explanation for the puzzling intraclutch egg size dimorphism in *Eudyptes* penguins

Maud Poisbleau^{1,2,3}, Nina Dehnhard^{1,2,3}, Laurent Demongin¹, Petra Quillfeldt^{2,3,4} & Marcel Eens¹

¹Department of Biology – Ethology, University of Antwerp, Campus Drie Eiken, Universiteitsplein 1, 2610 Antwerp, Wilrijk, Belgium

²Max Planck Institute for Ornithology, Department of Migration and Immuno-Ecology, Am Obstberg 1, 78315 Radolfzell, Germany

³Department of Biology, University of Konstanz, 78457 Konstanz, Germany

⁴Department of Animal Ecology & Systematics, Justus-Liebig University Gießen, Heinrich-Buff-Ring 38, 35392 Gießen, Germany

Keywords

Body reserves, constraints, egg composition, maternal investment.

Correspondence

Maud Poisbleau, Department of Biology – Ethology, University of Antwerp, Building C – Room 2.16, Campus Drie Eiken, Universiteitsplein 1, 2610 Antwerp, Wilrijk, Belgium.

Tel: + 32 (0)3.265.23.47;

Fax: + 32 (0)3.820.22.71;

E-mail: maud.poisbleau@uantwerp.be

Funding Information

This work was supported by grants from the University of Antwerp, the Deutsche Forschungsgemeinschaft (Qu148/4) and the FWO-Flanders (1.2.619.10.N.00 and 1.5.020.11.N.00).

Received: 16 January 2015; Revised: 5 May 2015; Accepted: 18 May 2015

Ecology and Evolution 2015, 5(14): 2827–2838

doi: 10.1002/ece3.1543

Abstract

Phenotypic plasticity and phenotypic stability are major components of the adaptive evolution of organisms to environmental variation. The invariant two-egg clutch size of *Eudyptes* penguins has recently been proposed to be a unique example of a maladaptive phenotypic stability, while their egg mass is a plastic trait. We tested whether this phenotypic plasticity during reproduction might result from constraints imposed by migration (migratory carry-over effect) and breeding (due to the depletion of female body reserves). For the first time, we examined whether these constraints differ between eggs within clutches and between egg components (yolk and albumen). The interval between colony return and clutch initiation positively influenced the yolk mass, the albumen mass, and the subsequent total egg mass of first-laid eggs. This time interval had only a slight negative influence on the yolk mass of second-laid eggs and no influence on their albumen and subsequent total masses. For both eggs, female body mass at laying positively influenced albumen and total egg masses. Female investment into the entire clutch was not related to the time in the colony before laying but increased with female body mass. These novel results suggest that the unique intraclutch egg size dimorphism exhibited in *Eudyptes* penguins, with first-laid eggs being consistently smaller than second-laid eggs, might be due to a combination of constraints: a migratory carry-over effect on the first-laid egg and a body reserve depletion effect on the second-laid egg. Both these constraints might explain why the timing of reproduction, especially egg formation, is narrow in migratory capital breeders.

Introduction

Phenotypic plasticity is the ability of an individual organism (single genotype) to express different phenotypes (morphology, physiology, behavior, and/or life history) in different environments (West-Eberhard 1989; Scheiner 1993). In contrast, phenotypic stability (i.e., canalization against environmental variation) describes a reduction in phenotypic plasticity in response to environmental variation. Canalized traits tend to produce invariant phenotypes under a wide range of environmental conditions (Stearns and Kawecki 1994; Debat and David 2001).

Traits that are directly related to fitness (reproduction and survival) should tend to be more canalized to allow organisms to maintain high fitness levels across environments, while traits that are not directly related to fitness should tend to be more plastic, especially when environmental variation is expected (Liefing et al. 2009). Both phenotypic plasticity and phenotypic stability may therefore be observed in response to extrinsic (biotic or abiotic) constraints and play a role in the process of adaptive evolution in new environments (Crespi 2000; DeWitt and Scheiner 2004; Ghalambor et al. 2007; Lande 2009; Le Rouzic et al. 2013). However, although informa-

tion on their proximate and ultimate causes is crucial to obtain a comprehensive understanding of the evolution of life-history traits and strategies (Stearns 1977; Roff 2002), few studies have been conducted under natural conditions.

Clutch size of *Eudyptes* penguins has recently been proposed to be a unique example of maladaptive phenotypic stability (Stein and Williams 2013). *Eudyptes* penguins lay an invariant two-egg clutch, but the first-laid A-egg, which is always smaller than the second-laid B-egg (A-egg/B-egg volume ratios range from 0.61 to 0.79, Demongin *et al.* 2010), almost never produces a fledging chick (Lamey 1990; Poisbleau *et al.* 2008). This results in an A-egg with no apparent adaptive function, and an evolutionary mismatch between clutch size and realized fecundity (number of chicks fledged per two-egg clutch), which has puzzled evolutionary biologists for decades (Gwynn 1953; Lack 1968; Williams 1980, 1990; Johnson *et al.* 1987; St. Clair 1992, 1995, 1998; Demongin *et al.* 2010). A recent comparison among penguin species (Stein and Williams 2013) showed that the seven *Eudyptes* species show a slower pace of life, with a later age of first reproduction and lower annual fecundity than the other penguin genera that produce two-egg clutches. Moreover, other bird species that show a similar pace of life (e.g., relative egg size and annual fecundity) produce only one-egg clutches. It therefore appears that *Eudyptes* penguins failed to evolve a one-egg clutch despite a marked life-history slowdown (Stein and Williams 2013). This clutch size maladaptation is associated with and may partially explain the unique extreme intraclutch egg size dimorphism observed in *Eudyptes* penguins.

In contrast to clutch size, egg size is a plastic trait in *Eudyptes* species. Egg size and the related intraclutch egg size dimorphism show large variation among *Eudyptes* species, populations, and individuals as well as between breeding events for individual females (Warham 1975; Demongin *et al.* 2010). Accordingly, Crossin *et al.* (2010) hypothesized that the extreme intraclutch egg size dimorphism observed in *Eudyptes* penguins was due to a physiological constraint imposed by a migratory carry-over effect. These authors showed that the degree of intraclutch egg size dimorphism was inversely correlated with the time interval between colony return and clutch initiation (or, conversely, the variation in the amount of time spent migrating while producing eggs). Females that laid shortly after their return to the colony showed stronger migratory carry-over effects with lower reproductive readiness (as indicated by plasma yolk precursor levels) and more dimorphic clutches than females laying later after their return (Crossin *et al.* 2010). To improve our understanding of the proximate causes of this migratory carry-over effect, it is necessary to test how the conflict between

migration and reproduction acts on the different eggs and their components (especially yolk and albumen). Variation in egg composition is likely an important component determining intraclutch egg size dimorphism in penguins. Previous investigations suggested that the proportion of albumen increased, while the proportion of yolk decreased relative to total egg mass as egg mass increased, resulting in a lower proportion of albumen and a higher proportion of yolk in A-eggs compared with the B-eggs (Williams *et al.* 1982; Gwynn 1993; St. Clair 1996).

In *Eudyptes* penguins, yolk production lasts around 16 days (Grau 1982; Crossin *et al.* 2010). The yolk is thereafter retained within the ovarian follicle for 6 days before the albumen and shell are added during the last day(s) before ovulation (Grau 1982). Egg production therefore takes 23 days in total (Grau 1982). In southern rockhopper penguins *Eudyptes chrysocome*, our study species, females return from their winter migration to the colony about 10 days before clutch initiation (A-egg laying) (Strange 1982; Ancel *et al.* 2013). Yolk production starts and ovulation happens 4 days later for B-eggs than for A-eggs (Grau 1982) and, for both A- and B-eggs, albumen deposition takes place when females are in the colony.

Because the amount of energy available for reproduction *via* food availability and/or female body reserves varies at several spatial and temporal scales, it is one of the most important factors underlying phenotypic plasticity in reproductive traits in oviparous animals (see reviews in Martin 1987; Du 2006). Penguins are capital breeders (Jönsson 1997; Meijer and Drent 1999). They acquire body reserves before and during migration to breeding sites and rely solely on these body reserves from their return to the colony to their first feeding trip, ca. 2–3 weeks after laying in female southern rockhopper penguins (Warham 1975). The quantity of energy females can invest in their clutch therefore depends on their own body reserve and we expect it to decrease as females fast in the colony (female body reserve depletion effect). Female body mass should therefore also be considered when examining egg mass variation.

We followed the return and egg laying of southern rockhopper penguins. We recorded female return dates, laying dates, and laying body masses, and collected their clutches to obtain yolk and albumen masses, in addition to total egg mass (used to define egg size). We predicted both A- and B-eggs to be heavier in females that returned to the colony early before laying relative to those that stayed longer at sea before and during yolk production. We also predicted egg masses, again for both A- and B-eggs, to increase with female body mass. Nevertheless, the migratory carry-over effect should be more visible in A-eggs and especially in their yolk as they are the first to be

produced while females are at sea. Moreover, the female body reserve depletion effect should be more visible in albumen, which is entirely produced in the colony, and probably especially affects B-eggs, which are the last to be produced.

Materials and Methods

Study site and birds

The study was carried out at the “Settlement colony” (51°43'S, 61°17'W) on New Island, Falkland/Malvinas Islands between September and November 2009 and 2010. All applicable institutional and/or national guidelines for the care and use of animals were followed. The study was performed according to Belgian and Flemish law and was approved by the ethical committee on animal experimentation (ECD, ID number: 2011/44). All work was conducted under research licenses granted by the Environmental Planning Department of the Falkland Islands Government (research license numbers: R06/2009 and R15.2013).

In 2010, this colony held about 7500 breeding pairs of southern rockhopper penguins (Fig. 1). Birds mainly breed in open rocky areas fringed by tussock grass *Poa flabellata*. The breeding biology at this large colony has been described previously in Poisbleau *et al.* (2008). Briefly, males return to the colony first (early October) and establish nest sites. Females arrive a few days later, for pairing and copulation. Laying (late October/early November) and hatching (early December) intervals are relatively fixed; the second egg (B-egg) is generally laid 4 days after the first one (A-egg), incubation starts at clutch completion, but the A-egg usually hatches 1 day after the B-egg (reversed hatching asynchrony; St. Clair 1996).



Figure 1. Southern rockhopper penguin *Eudyptes chrysocome*.

Adult survey

Since 2006, we have marked and followed around 450 females in the colony. They are equipped with 23-mm glass-encapsulated electronic transponders (TIRIS, Texas Instruments, Dallas, TX, USA) implanted under the skin of the back between the scapulae. A gateway system was set up in September 2009 and 2010, that is, before the return of the first adults to the breeding colony. It recorded the transponder number of each passing penguin equipped with a transponder as well as the date and the time of this passage. Positioned on a rock ledge that forms the only pathway for penguins breeding in the study colony, the gateway therefore recorded the individual return dates to the colony after the winter period.

After the return of the first females, we visited the colony daily to follow the egg laying of females equipped with a transponder. For the present study, we selected 75 nests (35 in 2009 and 40 in 2010) for which we obtained both the return date to the colony and the clutch initiation date of the females. We thus calculated the time interval (in days) between colony return and clutch initiation. We captured and weighed these females (to the nearest 20 g) on the day they laid their A-egg.

Egg survey

The entire clutches of these 75 study nests (i.e., 75 A-eggs and 75 B-eggs) were collected for the present study as well as for the purpose of other studies involving compositional analyses (see Poisbleau *et al.* 2011a,b,c). In this context, and to avoid affecting breeding success, we simultaneously replaced these eggs with eggs found outside their own nests that we considered as recently lost by their original parents. Every egg was collected on the day it was laid. B-eggs were laid and collected three to 5 days after their sibling A-egg. We weighed them to the nearest 0.1 g using a digital balance. As incubation in rockhopper penguins typically does not start before clutch completion (Williams 1995), the A-eggs were not incubated at all and the B-eggs were not incubated for longer than 24 h at collection. We therefore assumed that embryo development and (potential) change in egg mass had not yet begun. No embryo development was observed during the preparation of any of the collected eggs. After collection, we froze the whole eggs at -20°C .

The same method was used to prepare all eggs (Poisbleau *et al.* 2009, 2011a,b,c). Briefly, we first removed the shell, while the egg was still frozen. Then, we separated the yolk from the albumen by taking advantage of the fact that albumen thaws more quickly than yolk. We recorded the mass of the yolk and albumen to the nearest 0.1 g using a digital balance. In addition to A-egg mass (in g)

and B-egg mass (in g), we calculated the entire clutch mass (in g) as the sum of A-egg mass and B-egg mass and the intraclutch egg mass dimorphism as the difference in masses between A- and B-eggs. These four egg mass parameters were obtained not only for the total egg, but also for the egg components (yolk and albumen).

Statistical analysis

Statistical analyses were conducted in IBM SPSS Statistics 20 for Windows (Chicago, IL, USA). Values are presented as means \pm standard deviations (SD). We used dates as the number of days since the first of January of each year (Julian date) in order to standardize dates between breeding seasons. All date, time interval, female body mass, and egg mass parameters followed normal distributions (Kolmogorov–Smirnov tests, all $P > 0.05$).

To investigate the relationships between variables, we used generalized linear mixed model procedures (GLMMs). We could not statistically examine the relationship between return date and the time interval between colony return and clutch initiation as the second variable has been calculated from the first one. We therefore focussed on the analyses with time interval between colony return and clutch initiation for the main analyses in this manuscript, but present additional analyses based on return date in the Appendix. GLMMs were run with female identity as subject and random factor and breeding season as repeated measure to control for the high repeatability in egg mass within individuals (Ojanen 1983; Christians 2002; Williams *et al.* 2009). The fixed factors and covariates introduced into each procedure are explained directly within the results and captions. The interactions between the fixed factor and the covariates were tested and removed from the models when not significant ($P > 0.05$). We followed Nakagawa and Schielzeth (2013) to calculate marginal R^2 values (for the variance explained only by fixed effects) and conditional R^2 values (based on the variance explained by both fixed and random effects) for

the identical models in the free software R (version 3.1.1.; R Core Team 2014). The parameter estimates B are given to describe the direction and magnitude of the relationships.

We additionally compared the coefficients of variation (CV) between A- and B-eggs using Levene's test based on the median (Brown and Forsythe 1974; Schultz 1985).

Results

Return and laying patterns

In 2009 and 2010, female southern rockhopper penguins returned to the breeding colony between the 8th and the 18th of October (median date = 12th of October; Table 1), with no difference between breeding seasons (GLMM with only breeding season as fixed factor: $F_{1,73} = 1.209$, $P = 0.275$). Penguins initiated their clutches between the 25th of October and the 4th of November (median date = 31st of October; Table 1), again with no significant difference between breeding seasons (GLMM with only breeding season as fixed factor: $F_{1,73} = 0.152$, $P = 0.698$). The interval between colony return and clutch initiation was 18.44 ± 2.01 days (min–max: 15–24, $n = 75$ females) and also did not differ between breeding seasons (GLMM with only breeding season as fixed factor: $F_{1,73} = 2.590$, $P = 0.112$). Female body mass differed significantly between breeding seasons (GLMM with only breeding season as fixed factor: $F_{1,73} = 10.354$, $P = 0.002$), with females being heavier in 2010 compared to 2009 (Table 1). Female body mass was not related to return date, capture (i.e., clutch initiation) date, or to the interval between these dates (GLMMs with date or interval as fixed covariates: all $F_{1,73} < 0.832$, $P > 0.365$).

Return date determined clutch initiation date (GLMM with only return date as covariate: $F_{1,73} = 36.472$, $P < 0.001$). Females that returned late also laid late ($B = 0.461$; Fig. 2A) even though they shortened the interval between colony return and clutch initiation compared to females that returned early (Fig. 2B).

	2009		2010	
	A-eggs	B-eggs	A-eggs	B-eggs
Female return date	12/10 \pm 2.5 day		11/10 \pm 1.8 day	
Female laying mass	3103 \pm 162		3187 \pm 183	
Laying date	30/10 \pm 2.0 day	03/11 \pm 2.0 day	30/10 \pm 1.9 day	03/11 \pm 2.0 day
Yolk mass	19.33 \pm 2.03	22.18 \pm 2.08	19.49 \pm 2.39	21.83 \pm 2.33
Albumen mass	63.57 \pm 7.75	80.51 \pm 6.76	66.05 \pm 7.11	82.51 \pm 7.09
Shell mass	13.46 \pm 1.26	16.91 \pm 1.50	12.34 \pm 1.19	14.97 \pm 1.32
Total egg mass	96.36 \pm 9.46	119.6 \pm 8.1	97.87 \pm 9.40	119.3 \pm 9.4

Table 1. Return date and body mass at laying of females and yolk mass, albumen mass, shell mass, and total egg mass by breeding season for A- and B-eggs separately. Means \pm standard deviations (in days) for dates (dd/mm) and means \pm standard deviations for masses in g. $N = 35$ females, A- and B-eggs in 2009. $N = 40$ females, A- and B-eggs in 2010.

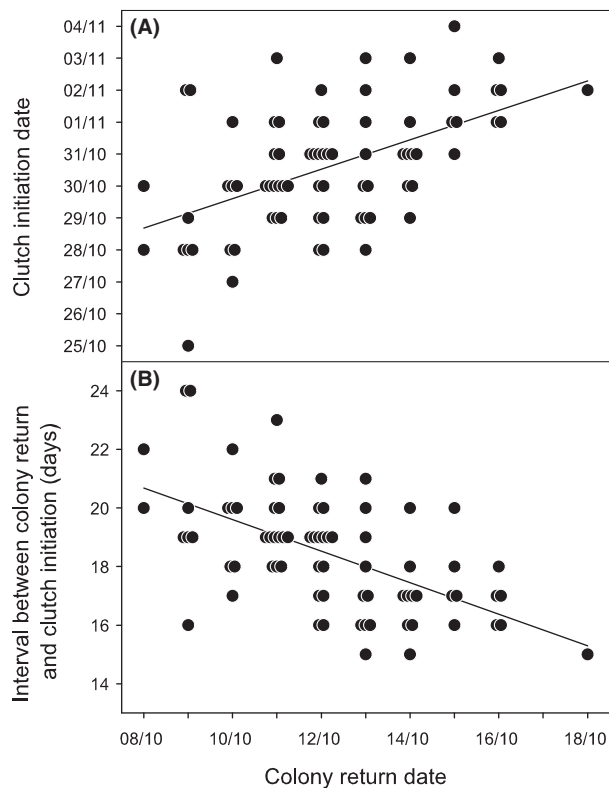


Figure 2. (A) Individual female clutch initiation (i.e., A-egg laying) date and (B) time interval (in days) between colony return and clutch initiation according to the date of return to the colony after winter in southern rockhopper penguins *Eudyptes chrysocome*. Lines are linear regressions and identical points have been spread out slightly for clarity. $n = 75$ females.

Variation in egg mass

Yolk mass, albumen mass, and total egg mass were more variable for A-eggs than for B-eggs, with significant differences in the coefficients of variation (CVs) for albumen mass and total egg mass (Table 2).

Consistent with our expectation based on the carry-over effect hypothesis, A-egg yolk mass was correlated with the interval between colony return and clutch initiation (Table 3a): females that spent a long time in the colony before laying produced heavier A-egg yolks than females that spent a short time in the colony (Fig. 3A). B-egg yolk mass also varied with this interval (Table 3b) but in the opposite direction: females that spent a shorter time in the colony produced heavier B-egg yolks (Fig. 3B). The interval between colony return and clutch initiation had a positive effect on A-egg albumen mass, while this was not the case for the B-egg albumen mass (Table 3b). Female body mass had no significant influence on yolk mass in either A- or B-eggs (Table 3a and b) but, as expected, albumen mass increased with female

Table 2. Means \pm standard deviations (SD) and coefficients of variations (CV) for yolk mass (in g), albumen mass (in g), and total egg mass (in g) of A- and B-eggs. $n = 75$ clutches. Comparisons between A- and B-eggs use Levene's test based on the median. Significant P -values, $P < 0.05$, are marked in bold.

	A-eggs	B-eggs	$F_{1,148}$	P
Yolk mass				
Mean \pm SD	19.42 \pm 2.22	22.00 \pm 2.21		
CV	11.41%	10.04%	1.349	0.247
Albumen mass				
Mean \pm SD	64.90 \pm 7.47	81.58 \pm 6.96		
CV	11.51%	8.54%	5.590	0.019
Total egg mass				
Mean \pm SD	97.17 \pm 9.37	119.44 \pm 8.76		
CV	9.67%	7.33%	5.439	0.021

body mass for both A- and B-eggs (Table 3a and b; Fig. 4A and B). Total egg mass therefore increased with the interval between colony return and clutch initiation and with female body mass for A-eggs (Table 3a) but only with female body mass for B-eggs (Table 3b).

Notably, the three fixed effects (breeding season, female body mass, and time interval) explained between 4% and 16% of variance in egg masses. With $R^2_{\text{conditional}}$ values of up to 92%, all these models reflected a high proportion of explained variance, which was, however, largely ascribed to female identity and not to breeding season, female body mass, or time interval (Table 3).

Entire clutch masses and intraclutch dimorphism in mass

Entire clutch yolk mass, albumen mass, and total egg mass did not vary with the time females spent in the colony before laying (Table 3c; Fig. 3C) but entire clutch albumen mass and total egg mass increased with female body mass (Table 3c). These effects were also reflected by the higher explanatory power of models for albumen and total egg mass compared to yolk mass (see both R^2_{marginal} and $R^2_{\text{conditional}}$ values; Table 3c).

In contrast, intraclutch dimorphism in yolk mass, albumen mass, and total egg mass did not vary with female body mass (Table 3d) but did vary with the time females spent in the colony before laying (Table 3d). Females laid less dimorphic clutches when they spent more time in the colony before laying (Table 3d; Fig. 3D). Therefore, the fixed effects (breeding season, female body mass, and time interval) together explained up to 24% of variance in the models for intraclutch dimorphism, while the birds' identity (as random factor) explained less than in the previous models on A-eggs, B-eggs, and entire clutches (cf. R^2_{marginal} and $R^2_{\text{conditional}}$ values; Table 3d).

Table 3. Results of the generalized linear mixed model procedures (GLMMs) on yolk mass, albumen mass, and total egg mass (in g, dependent variables) for (a) A-eggs, (b) B-eggs, (c) entire clutches, and (d) intraclutch egg mass dimorphism (difference between B- and A-eggs) of southern rockhopper penguins *Eudyptes chrysocome*. GLMMs were run with female identity as subject and random factor and breeding season (2009 or 2010) as repeated measure. Breeding season was included as a fixed factor. Female body mass (in g) and the time interval (in days) between colony return and clutch initiation were included as covariates. $n = 75$ clutches. The interactions between the fixed factor and the covariates were tested and removed from the models when not significant ($P > 0.05$). Significant P -values, $P < 0.05$, are marked in bold. The parameter estimates B are given to describe the direction and magnitude of the relationships. R^2_{marginal} values represent the variance explained only by fixed effects and $R^2_{\text{conditional}}$ the variance explained by both fixed and random effects.

	Yolk mass			Albumen mass			Total egg mass		
	$F_{1,71}$	P	B	$F_{1,71}$	P	B	$F_{1,71}$	P	B
(a) A-egg	$R^2_{\text{marg.}} = 0.159$ $R^2_{\text{cond.}} = 0.637$			$R^2_{\text{marg.}} = 0.091$ $R^2_{\text{cond.}} = 0.905$			$R^2_{\text{marg.}} = 0.092$ $R^2_{\text{cond.}} = 0.918$		
Breeding season	1.630	0.206	-0.487	2.478	0.120	1.188	0.404	0.527	-0.553
Female mass	2.562	0.114	0.002	4.312	0.041	0.008	5.401	0.023	0.010
Interval	11.02	0.001	0.380	5.581	0.021	0.613	10.32	0.002	0.973
(b) B-egg	$R^2_{\text{marg.}} = 0.044$ $R^2_{\text{cond.}} = 0.729$			$R^2_{\text{marg.}} = 0.164$ $R^2_{\text{cond.}} = 0.768$			$R^2_{\text{marg.}} = 0.125$ $R^2_{\text{cond.}} = 0.785$		
Breeding season	0.583	0.448	-0.280	0.912	0.343	1.017	0.709	0.403	-1.112
Female mass	0.061	0.806	<0.001	12.28	0.001	0.016	10.88	0.002	0.019
Interval	3.958	0.050	-0.233	0.072	0.789	0.092	0.416	0.521	-0.276
(c) Clutch	$R^2_{\text{marg.}} = 0.024$ $R^2_{\text{cond.}} = 0.749$			$R^2_{\text{marg.}} = 0.131$ $R^2_{\text{cond.}} = 0.874$			$R^2_{\text{marg.}} = 0.095$ $R^2_{\text{cond.}} = 0.894$		
Breeding season	1.554	0.217	-0.741	2.023	0.159	2.307	0.531	0.469	-1.361
Female mass	0.682	0.412	0.002	10.20	0.002	0.025	10.56	0.002	0.030
Interval	0.358	0.551	0.114	1.058	0.307	0.565	0.445	0.507	0.428
(d) Dimorphism	$R^2_{\text{marg.}} = 0.239$ $R^2_{\text{cond.}} = 0.428$			$R^2_{\text{marg.}} = 0.160$ $R^2_{\text{cond.}} = 0.516$			$R^2_{\text{marg.}} = 0.234$ $R^2_{\text{cond.}} = 0.543$		
Breeding season	0.639	0.427	-0.898	0.008	0.930	-0.039	0.018	0.895	-0.110
Female mass	1.288	0.260	0.004	0.880	0.351	-0.001	2.866	0.095	0.005
Interval	21.26	<0.001	-1.449	22.20	<0.001	-0.525	11.55	0.001	-0.799

Discussion

The foremost aim of this study was to investigate whether migration and reproduction constraints may act on phenotypic plasticity in egg laying behavior, specifically on the intraclutch egg size dimorphism (including the different egg components) in *Eudyptes* penguins. Alongside predictions based on the migratory carry-over effect, we also analyzed the influence of female body mass on the different egg components and both are discussed subsequently, after briefly viewing some more general results on return and laying patterns.

Return and laying patterns

In line with previous observations (Strange 1982), return date, clutch initiation date, and the consequent time interval between these two dates did not differ between the two breeding seasons of this study. Unsurprisingly, clutch initiation date was determined by return date, even though females that returned late shortened the interval between their return and clutch initiation. Both effects have been described before in birds (Hupp et al. 2006),

including penguins (Emmerson et al. 2011) and especially southern rockhopper penguins (Poisbleau et al. 2013). These results indicate that the time interval between return and clutch initiation is a function of return date and suggest that both return date and time interval might be important as regards female investment into clutches. As these two parameters are not independent of each other, it was not possible to include them within the same model. We therefore performed similar analyses with return date (instead of time interval; see Appendix). These additional results show that return date explains less variation in the egg masses than time interval, and we here consequently focus on the results related to time interval.

In contrast to other studies on terrestrial species in which female body mass or condition is often related to the timing of breeding (see, e.g., Drent and Daan 1980; Bêty et al. 2003), individual female body mass at laying was not related to the return date, clutch initiation date, or the interval between these two dates. Nonetheless, females were heavier in 2010 compared to 2009, and we therefore consistently included breeding season as a factor in the statistical models. The interactions between

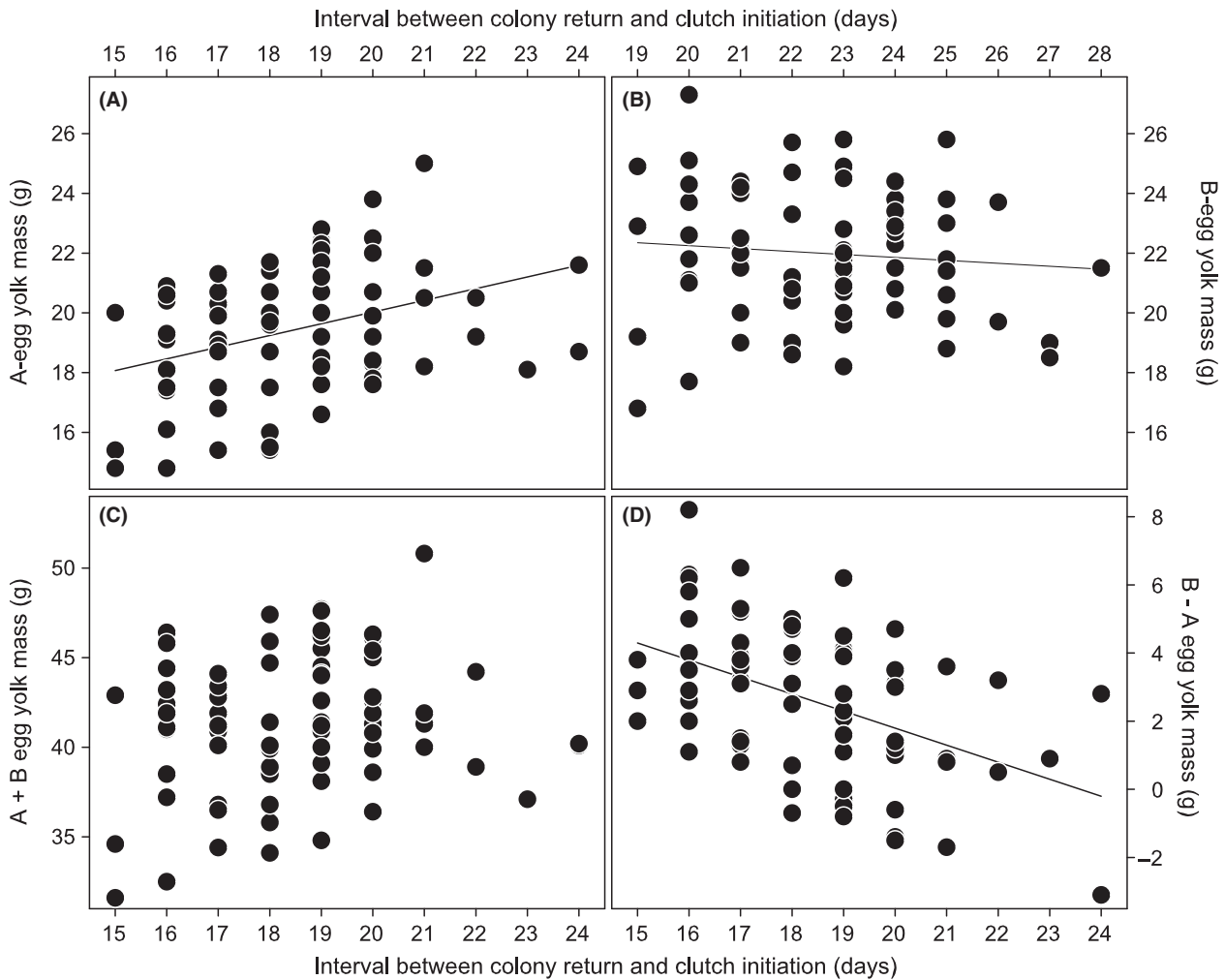


Figure 3. Relationship between (A) A-egg yolk mass (in g), (B) B-egg yolk mass (in g), (C) entire clutch yolk mass (in g), and (D) intraclutch yolk mass dimorphism (B-egg–A-egg) and the time interval (in days) between colony return and clutch initiation. Regression lines are shown where $P < 0.05$. $n = 75$ clutches.

breeding season and other variables were also examined, but none was significant. We observed that A-eggs were more variable in mass than B-eggs. This may be linked to the fact that B-egg formation takes place almost entirely on land, while a substantial part of the A-egg formation takes place at sea, a contrasting energetic environment. Indeed, if we assume that egg production lasts for 23 days (as per Grau 1982), females spent 4.59 ± 1.94 days (min–max: 0–8) at sea during the production of the A-eggs and only 1.03 ± 1.29 days (min–max: 0–4, $n = 75$ females) at sea during the production of the B-eggs. This also fits with the literature (Ancel et al. 2013). We therefore note that 93.3% of A-eggs (i.e., 73) started to be produced at sea, but only 68.0% of B-eggs (i.e., 51). In other words, 32.0% of B-eggs may have been entirely produced in the colony versus only 2.7% of A-eggs.

Migratory carry-over effects

Carry-over effects are widespread, driven by multiple factors, and could be responsible for much of the observed variation in performance among individuals (Harrison et al. 2011). According to their recent definition applied to ecological and evolutionary studies, carry-over effects occur in any situation in which an individual's previous history and experience explains their current performance in a given situation (O'Connor et al. 2014). Here, we followed the hypothesis of Crossin et al. (2010) to test whether any prebreeding migratory effect may influence breeding performances and more specifically whether the degree of overlap between migratory activities and yolk production experienced by individual females (or equivalently, the interval between colony return and clutch

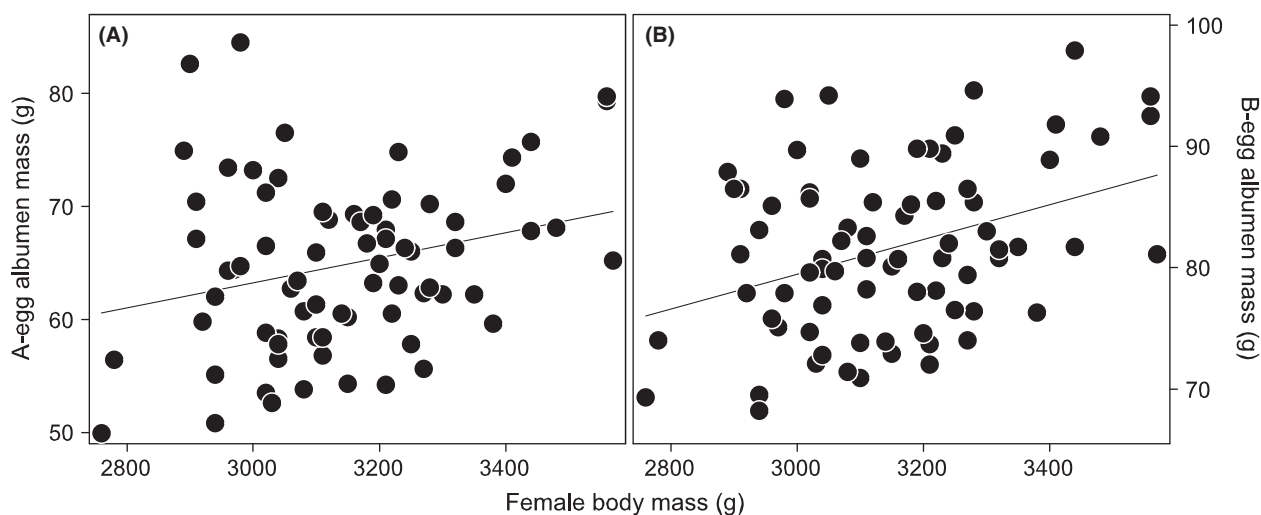


Figure 4. Relationship between (A) A-egg albumen mass (in g), (B) B-egg albumen mass (in g), and female body mass (in g) on the day they laid their A-egg. Regression lines are shown where $P < 0.05$. $n = 75$ clutches.

initiation) influences female investment in egg mass in southern rockhopper penguins. We hypothesized that a difference in the migratory carry-over effect between A- and B-eggs could explain the puzzling intraclutch egg size dimorphism observed in *Eudyptes* penguins.

Indeed, females laid heavier A-eggs when they spent more time in the colony before laying. This effect was consistent for all three A-egg components (yolk mass, albumen mass, and total egg mass) and supports the carry-over effects on A-eggs. However, while we expected the carry-over effect to be smaller for B-eggs than for A-eggs, we could not confirm any carry-over effect in B-eggs or their components. The interval between colony return and clutch initiation was negatively correlated with B-egg yolk mass and did not correlate with the other egg components. This result may reflect the fact that B-eggs were barely formed at sea and could in addition suggest that the longer females fast in the colony before laying, the less resources they can devote to egg production.

Female body mass effects

While penguins that return early and spend more time in the colony might reduce the conflict between migration and reproduction, they also face a longer fasting period. During the first few days of fasting, individuals use stomach and gut contents and extracellular fluids and a rapid decrease in mass is generally observed in mammals and birds, including penguins (see, e.g., Runcie and Hilditch 1974; Cherel et al. 1993). Afterward, there is a slower linear decline in body mass caused largely by the loss of water and lipids (Groscolas 1988; Cherel et al. 1993).

In the present study, yolk production began before fasting and continued to the middle of the fasting period, whereas albumen deposition occurred when females had already fasted for 14–23 days. Females must therefore rely more on their own body reserves during albumen deposition than during yolk production. This might explain the lack of association between female body mass and yolk mass alongside the expected positive association between female body mass and albumen mass observed in both eggs and for the whole clutch. The positive correlation we found between female body mass and albumen mass (and total egg mass) is in line with other studies (e.g., Drent and Daan 1980; Hepp et al. 1987; Bêty et al. 2003; Figuerola and Green 2006; Stein and Williams 2013). Moreover, in the present study, we recorded female body mass on the day females laid their A-egg, that is, exactly between A-egg and B-egg albumen deposition, which might have further enhanced the effect.

Implications for intraclutch egg size dimorphism

In summary, our results suggest that the constraints that act on reproductive traits differ between individual eggs within clutches and between egg components within eggs. In other words, the eggs and their components are not equally sensitive to the migratory carry-over and female body mass effects. These different constraints are directly linked to the timing of production of these eggs and their components. Migratory constraints had a stronger effect on early-formed components (A-egg yolk), whereas female body reserves influenced the later-formed

components (B-egg albumen) to a larger extent. This resulted in an increase in A-egg, B-egg, and entire clutch masses as female body mass increased and a decrease in the intraclutch egg size dimorphism as the interval between colony return and clutch initiation increased. Conversely, intraclutch egg size dimorphism was not influenced by female body mass, neither was entire clutch mass affected by the time interval. The increase in egg/clutch masses with female body mass is common in birds and other taxa (Honěk 1993; Wendeln 1997; Ellis *et al.* 2000; Paitz *et al.* 2007). The link between intraclutch egg size dimorphism – which was also relatively less dependent on female identity than egg and clutch masses were – and migratory constraint deserves future investigations.

An especially exciting part of the present results is that rockhopper penguins might generate plasticity in intraclutch egg size dimorphism by something they can control: the duration/timing of foraging prior to the breeding season or, more proximately, the foraging locations. Thus, birds that forage long may be more likely to return late (forcing a shorter interval between return and laying) and to compensate for that time constraint with reduced investment in A-eggs compared to birds that forage short and return earlier. Low investment in A-eggs might also be a way to maintain high body reserves for the chick-rearing period. The fact that B-egg mass did not vary with time interval between colony return and clutch initiation (or return date; see Appendix) suggests that females maintain a stable investment strategy for their second egg while enhancing the likelihood of brood reduction under certain conditions. Our results may therefore shed new light on the mechanisms that cause the maintenance of the potentially maladaptive two-egg clutches in *Eudyptes* penguins (Stein and Williams 2013) and question whether other penguin species that forage further away from their colonies in winter might have evolved one-egg clutches because of their sensitivity to the migratory carry-over effect. If this is the case, one could expect the largest intraclutch egg size dimorphism in those *Eudyptes* penguin species with the farthest winter dispersal. Potentially, the effect of the migratory carry-over effect might even be so severe as to limit the viability of A-eggs in some *Eudyptes* penguins and thus support their intentional ejection by their parents (St. Clair 1995). In these species, the two-egg clutch would clearly reflect a maladaptation, while this may not be the case in some other *Eudyptes* species (including our study species), in which A-eggs may still have an insurance value, as hatching success appeared to be independent of their overall size (St. Clair *et al.* 1995; St. Clair and St. Clair 1996). We, however, do not know how the reduced yolk mass may affect this insurance value. Ideally, the relationship between prebreeding migratory behavior (distance to colony and length of time

to return to the colony) and clutch size dimorphism could be investigated in a multispecies study in several *Eudyptes* penguins. Ultraminaturized electronic devices such as miniaturized global locating system units (GLS) that now allow bird movements (distance and time) to be followed over a long time could enable such a study.

Moreover, in order to further improve our understanding of the relative effects of such migratory constraints and female body mass on reproduction, we also advise controlling for certain other confounding effects. As such, the fact that egg production occurs in two different environments, with the option to forage at sea while facing migratory constraints, yet to fast while on land (without the migratory constraint) complicates analyses and interpretation. Furthermore, food availability (affecting female body mass and potentially breeding behavior; Le Maho *et al.* 1993) and temperatures (that may affect thermoregulatory costs both on land and at sea; Luna-Jorquera and Culik 2000; Schmidt *et al.* 2006) may affect egg composition (Ardia *et al.* 2006; Cucco *et al.* 2009; Saino *et al.* 2010).

Acknowledgments

We are grateful to the New Island Conservation Trust for permission to work on the island and for logistic support. We wish to thank I. Maria, and G. Strange as well as C. Swift and G. Guille for their support during the field seasons. Thanks also to H. Otley, N. Rendell, and the Falkland Islands Government for their logistical help. RFID Components Ltd. (Bedford, UK) and Fairweigh Ltd. (Hertfordshire, UK), especially J. Sage, provided technical support in setting up the gateway system. The manuscript benefited from critical comments by G. T. Crossin, D. Carslake, and an anonymous reviewer. We would furthermore like to thank C. C. St. Clair for her very constructive review and suggestions about potential future investigations. Financial support was provided by the University of Antwerp, by the Deutsche Forschungsgemeinschaft (grant number Qu148/4) to P. Quillfeldt and N. Dehnhard and by the FWO-Flanders (grant numbers 1.2.619.10.N.00 and 1.5.020.11.N.00) to M. Poisbleau as a postdoctoral fellow of the Research Foundation – Flanders.

Conflict of Interest

None declared.

References

- Ancel, A., M. Beaulieu, and C. Gilbert. 2013. The different breeding strategies of penguins: a review. *C.R. Biol.* 336:1–12.

- Ardia, D. R., M. F. Wasson, and D. W. Winkler. 2006. Individual quality and food availability determine yolk and egg mass and egg composition in tree swallows *Tachycineta bicolor*. *J. Avian Biol.* 37:252–259.
- Bêty, J., G. Gauthier, and J.-F. Giroux. 2003. Body condition, migration, and timing of reproduction in snow geese: a test of the condition-dependent model of optimal clutch size. *Am. Nat.* 162:110–121.
- Brown, M. B., and A. B. Forsythe. 1974. Robust tests for the equality of variances. *J. Am. Stat. Assoc.* 69:364–367.
- Cherel, Y., F. Fréby, J. Gilles, and J.-P. Robin. 1993. Comparative fuel metabolism in gentoo and king penguins: adaptation to brief versus prolonged fasting. *Polar Biol.* 13:263–269.
- Christians, J. K. 2002. Avian egg size: variation within species and inflexibility within individuals. *Biol. Rev.* 77:1–26.
- Crespi, B. J. 2000. The evolution of maladaptation. *Heredity* 84:623–629.
- Crossin, G. T., P. N. Trathan, R. A. Phillips, A. Dawson, F. Le Bouard, and T. D. Williams. 2010. A carryover effect of migration underlies individual variation in reproductive readiness and extreme egg size dimorphism in macaroni penguins. *Am. Nat.* 176:357–366.
- Cucco, M., B. Guasco, R. Ottonelli, V. Balbo, and G. Malacarne. 2009. The influence of temperature on egg composition in the grey partridge *Perdix perdix*. *Ethol. Ecol. Evol.* 21:63–77.
- Debat, V., and P. David. 2001. Mapping phenotypes: canalization, plasticity and developmental stability. *Trends Ecol. Evol.* 16:555–561.
- Demongin, L., M. Poisbleau, A. Raya Rey, A. Schiavini, P. Quillfeldt, M. Eens, et al. 2010. Geographical variation in egg size dimorphism in rockhopper penguins. *Polar Biol.* 33:469–476.
- DeWitt, T. J., and S. M. Scheiner. 2004. Phenotypic plasticity: functional and conceptual approaches. 247 pages. Oxford University Press, Cambridge, UK.
- Drent, R. H., and S. Daan. 1980. The prudent parent: energetic adjustments in avian breeding. *Ardea* 68:225–252.
- Du, W.-G. 2006. Phenotypic plasticity in reproductive traits induced by food availability in a lacertid lizard, *Takydromus septentrionalis*. *Oikos* 112:363–369.
- Ellis, S. L., W. Don Bowen, D. J. Boness, and S. J. Iverson. 2000. Maternal effects on offspring mass and stage of development at birth in the harbor seal, *Phoca vitulina*. *J. Mammal.* 81:1143–1156.
- Emmerson, L., R. Pike, and C. Southwell. 2011. Reproductive consequences of environment-driven variation in Adélie penguin breeding phenology. *Mar. Ecol. Prog. Ser.* 440:203–216.
- Figuerola, J., and A. J. Green. 2006. A comparative study of egg mass and clutch size in the Anseriformes. *J. Ornithol.* 147:57–68.
- Ghalambor, C. K., J. K. McKay, S. P. Carroll, and D. N. Reznick. 2007. Adaptive versus non-adaptive phenotypic plasticity and the potential for contemporary adaptation in new environments. *Funct. Ecol.* 21:394–407.
- Grau, C. R. 1982. Egg formation in Fiordland crested penguins (*Eudyptes pachyrhynchus*). *The Condor* 84:172–177.
- Groscolas, R. 1988. The use of body mass loss to estimate metabolic rate in fasting sea birds: a critical examination based on emperor penguins (*Aptenodytes forsteri*). *Comp. Biochem. Physiol. A Mol. Integr. Physiol.* 90:361–366.
- Gwynn, A. M. 1953. The egg-laying and incubation periods of rockhopper, macaroni and gentoo penguins. *Aust. Natl Antarct. Res. Exped. Rep.* 1:1–29.
- Gwynn, A. M. 1993. Egg composition in the macaroni penguin *Eudyptes chrysolophus*. *Emu* 93:290–292.
- Harrison, X. A., J. D. Blount, R. Inger, D. R. Norris, and S. Bearhop. 2011. Carry-over effects as drivers of fitness differences in animals. *J. Anim. Ecol.* 80:4–18.
- Hepp, G. R., D. J. Stangohr, L. A. Baker, and R. A. Kennamer. 1987. Factors affecting variation in the egg and duckling components of wood ducks. *Auk* 104:435–443.
- Honěk, A. 1993. Intraspecific variation in body size and fecundity in insects: a general relationship. *Oikos* 66:483–492.
- Hupp, J. W., J. A. Schmutz, and C. R. Ely. 2006. The prelaying interval of emperor geese on the Yukon-Kuskokwim Delta, Alaska. *The Condor* 108:912–924.
- Johnson, K., J. C. Bednarz, and S. Zack. 1987. Crested penguins: why are first eggs smaller? *Oikos* 49:347–349.
- Jönsson, K. I. 1997. Capital and income breeding as alternative tactics of resource use in reproduction. *Oikos* 78:57–66.
- Lack, D.. 1968. Ecological adaptations for breeding in birds. 409 pages. Methuen, London.
- Lamey, T. C. 1990. Hatch asynchrony and brood reduction in penguins. Pp. 399–416 in L. S. Davis and J. T. Darby, eds. *Penguin biology*. Academic Press, San Diego.
- Lande, R. 2009. Adaptation to an extraordinary environment by evolution of phenotypic plasticity and genetic assimilation. *J. Evol. Biol.* 22:1435–1446.
- Le Maho, Y., J.-P. Gendner, E. Challet, C.-A. Bost, J. Gilles, C. Verdon, et al. 1993. Undisturbed breeding penguins as indicators of changes in marine resources. *Mar. Ecol. Prog. Ser.* 95:1–6.
- Le Rouzic, A., J. M. Álvarez-Castro, and T. F. Hansen. 2013. The evolution of canalization and evolvability in stable and fluctuating environments. *Evol. Biol.* 40:317–340.
- Liefting, M., A. A. Hoffmann, and J. Ellers. 2009. Plasticity versus environmental canalization: population differences in thermal responses along a latitudinal gradient in *Drosophila serrata*. *Evolution* 63:1954–1963.
- Luna-Jorquera, G., and B. M. Culik. 2000. Metabolic rates of swimming Humboldt penguins. *Mar. Ecol. Prog. Ser.* 203:301–309.
- Martin, T. E. 1987. Food as a limit on breeding birds: a life-history perspective. *Annu. Rev. Ecol. Syst.* 18:453–487.

- Meijer, T., and R. Drent. 1999. Re-examination of the capital and income dichotomy in breeding birds. *The Ibis* 141:399–414.
- Nakagawa, S., and H. Schielzeth. 2013. A general and simple method for obtaining R^2 from generalized linear mixed-effects models. *Methods Ecol. Evol.* 4:133–142.
- O'Connor, C. M., D. R. Norris, G. T. Crossin, and S. J. Cooke. 2014. Biological carryover effects: linking common concepts and mechanisms in ecology and evolution. *Ecosphere* 5: Article 28.
- Ojanen, M. 1983. Effects of laying sequence and ambient temperature on the composition of eggs of the great tit *Parus major* and the pied flycatcher *Ficedula hypoleuca*. *Ann. Zool. Fenn.* 20:65–71.
- Paitz, R. T., H. K. Harms, R. M. Bowden, and F. J. Janzen. 2007. Experience pays: offspring survival increases with female age. *Biol. Lett.* 3:44–46.
- Poisbleau, M., L. Demongin, I. J. Strange, H. Otley, and P. Quillfeldt. 2008. Aspects of the breeding biology of the southern rockhopper penguin *Eudyptes c. chrysocome* and new consideration on the intrinsic capacity of the A-egg. *Polar Biol.* 31:925–932.
- Poisbleau, M., L. Demongin, C. Trouve, and P. Quillfeldt. 2009. Maternal deposition of yolk corticosterone in clutches of southern rockhopper penguins (*Eudyptes chrysocome chrysocome*). *Horm. Behav.* 55:500–506.
- Poisbleau, M., L. Demongin, C. Parenteau, and M. Eens. 2011a. Intra-clutch ratio of yolk progesterone level changes with laying date in rockhopper penguins: a strategy to influence brood reduction? *PLoS ONE* 6: e27765.
- Poisbleau, M., L. Demongin, O. Chastel, M. Eens, and P. Quillfeldt. 2011b. Yolk androgen deposition in rockhopper penguins, a species with reversed hatching asynchrony. *Gen. Comp. Endocrinol.* 170:622–628.
- Poisbleau, M., D. Carlsake, L. Demongin, M. Eens, O. Chastel, and P. Quillfeldt. 2011c. Yolk androgen deposition without an energetic cost for female rockhopper penguins: a compensatory strategy to accelerate brood reduction? *Biol. Lett.* 7:605–607.
- Poisbleau, M., N. Dehnhard, L. Demongin, C. Parenteau, P. Quillfeldt, and M. Eens. 2013. Females paired with new and heavy mates reduce intra-clutch differences in resource allocation. *PLoS ONE* 8:e72136.
- R Core Team. 2014. R: a language and environment for statistical computing. R Core Team, Vienna, Austria. URL <http://www.R-project.org>.
- Roff, D. A.. 2002. Life history evolution. 465 pages. Sinauer Associates Inc., Sunderland, MA.
- Runcie, J., and T. E. Hilditch. 1974. Energy provision, tissue utilization, and weight loss in prolonged starvation. *Br. Med. J.* 2:352–356.
- Saino, N., M. Romano, D. Rubolini, M. Caprioli, R. Ambrosini, and M. Fasola. 2010. Food supplementation affects egg albumen content and body size asymmetry among yellow-legged gull siblings. *Behav. Ecol. Sociobiol.* 64:1813–1821.
- Scheiner, S. M. 1993. Genetics and evolution of phenotypic plasticity. *Annu. Rev. Ecol. Syst.* 24:35–68.
- Schmidt, A., F. Alard, and Y. Handrich. 2006. Changes in body temperatures in king penguins at sea: the result of fine adjustments in peripheral heat loss? *Am. J. Physiol. Regul. Integr. Comp. Physiol.* 291:R608–R618.
- Schultz, B. B. 1985. Levene's test for relative variation. *Syst. Zool.* 34:449–456.
- St. Clair, C. C.. 1992. Incubation behavior, brood patch formation and obligate brood reduction in Fiordland crested penguins. *Behav. Ecol. Sociobiol.* 31:409–416.
- St. Clair, C. C.. 1995. *Exceptional mechanisms of brood reduction in crested penguins*. PhD thesis, University of Oklahoma, Norman, Oklahoma.
- St. Clair, C. C.. 1996. Multiple mechanisms of reversed hatching asynchrony in rockhopper penguins. *J. Anim. Ecol.* 65:485–494.
- St. Clair, C. C.. 1998. What is the function of first eggs in crested penguins? *Auk* 115:478–482.
- St. Clair, C. C., and R. C. St. Clair. 1996. Causes and consequences of egg loss in rockhopper penguins, *Eudyptes chrysocome*. *Oikos* 77:459–466.
- St. Clair, C. C., J. R. Waas, R. C. St. Clair, and P. T. Boag. 1995. Unfit mothers? Maternal infanticide in royal penguins. *Anim. Behav.* 50:1177–1185.
- Stearns, S. C. 1977. The evolution of life history traits: a critique of the theory and a review of the data. *Annu. Rev. Ecol. Syst.* 8:145–171.
- Stearns, S. C., and T. J. Kawecki. 1994. Fitness sensitivity and the canalization of life-history traits. *Evolution* 48:1438–1450.
- Stein, R. W., and T. D. Williams. 2013. Extreme intraclutch egg-size dimorphism in *Eudyptes* penguins, an evolutionary response to clutch-size maladaptation. *Am. Nat.* 182:260–270.
- Strange, I. J. 1982. Breeding ecology of the rockhopper penguin (*Eudyptes crestatus*) in the Falkland Islands. *Le Gerfaut* 72:137–188.
- Warham, J. 1975. The crested penguins. Pp. 189–269 in B. Stonehouse, ed. *The biology of penguins*. The Macmillan Press, London, UK.
- Wendeln, H. 1997. Body mass of female common terns (*Sterna hirundo*) during courtship: relationships to male quality, egg mass, diet, laying date and age. *Colon. Waterbirds* 20:235–243.
- West-Eberhard, M. J. 1989. Phenotypic plasticity and the origins of diversity. *Annu. Rev. Ecol. Syst.* 20:249–278.
- Williams, A. J. 1980. Offspring reduction in macaroni and rockhopper penguins. *Auk* 97:754–759.
- Williams, T. D. 1990. Growth and survival in macaroni penguin, *Eudyptes chrysolophus*, A- and B-chicks: do females maximise investment in the large B-egg? *Oikos* 59:349–354.

Williams, T. D. 1995. *The penguins*. Oxford University Press, Oxford, UK.

Williams, A. J., W. R. Siegfried, and J. Cooper. 1982. Egg composition and hatchling precocity in seabirds. *The Ibis* 124:456–470.

Williams, T. D., F. Vezina, and J. R. Speakman. 2009. Individually variable energy management during egg production is repeatable across breeding attempts. *J. Exp. Biol.* 212:1101–1105.

Appendix:

Results of the generalized linear mixed model procedures (GLMMs) on yolk mass, albumen mass, and total egg mass (in g, dependent variables) for (a) A-eggs, (b) B-eggs, (c) entire clutches, and (d) intra-clutch egg mass dimorphism (difference between B- and A-eggs) of southern rockhopper penguins *Eudyptes chrysocome*. GLMMs were run with female identity as subject and random factor and breeding season (2009 or 2010) as repeated measure. Breeding season was included as a fixed factor. Female body mass (in g) and the date that the female arrived in the colony (Julian date) were included as covariates. $n = 75$ clutches. The interactions between the fixed factor and the covariates were tested and removed from the models when not significant ($P > 0.05$). Significant P -values, $P < 0.05$, are marked in bold. The parameter estimates B are given to describe the direction and magnitude of the relationships. R^2_{marginal} values represent the variance explained only by fixed effects and $R^2_{\text{conditional}}$ the variance explained by both fixed and random effects.

	Yolk mass			Albumen mass			Total egg mass		
	$F_{1,71}$	P	B	$F_{1,71}$	P	B	$F_{1,71}$	P	B
(a) A-egg	$R^2_{\text{marg.}} = 0.076$			$R^2_{\text{marg.}} = 0.060$			$R^2_{\text{marg.}} = 0.044$		
	$R^2_{\text{cond.}} = 0.574$			$R^2_{\text{cond.}} = 0.914$			$R^2_{\text{cond.}} = 0.910$		
Breeding season	0.686	0.410	−0.329	5.574	0.021	1.718	0.034	0.855	0.167
Female mass	3.051	0.085	0.003	4.350	0.041	0.008	5.317	0.024	0.024
Return date	4.297	0.042	−0.202	0.223	0.638	0.090	0.052	0.821	0.821
(b) B-egg	$R^2_{\text{marg.}} = 0.013$			$R^2_{\text{marg.}} = 0.165$			$R^2_{\text{marg.}} = 0.125$		
	$R^2_{\text{cond.}} = 0.640$			$R^2_{\text{cond.}} = 0.762$			$R^2_{\text{cond.}} = 0.762$		
Breeding season	1.271	0.263	−0.444	0.955	0.332	1.026	0.993	0.322	−1.327
Female mass	0.106	0.746	0.001	12.34	0.001	0.016	10.64	0.002	0.019
Return date	0.109	0.742	0.033	0.160	0.690	−0.109	0.001	0.974	0.011
(c) Clutch	$R^2_{\text{marg.}} = 0.022$			$R^2_{\text{marg.}} = 0.120$			$R^2_{\text{marg.}} = 0.089$		
	$R^2_{\text{cond.}} = 0.748$			$R^2_{\text{cond.}} = 0.889$			$R^2_{\text{cond.}} = 0.905$		
Breeding season	1.534	0.220	−0.723	3.374	0.070	2.805	0.276	0.601	−0.922
Female mass	0.741	0.392	0.002	10.50	0.002	0.025	10.80	0.002	0.030
Return date	0.897	0.347	−0.138	0.080	0.778	0.114	0.168	0.683	0.190
(d) Dimorphism	$R^2_{\text{marg.}} = 0.069$			$R^2_{\text{marg.}} = 0.034$			$R^2_{\text{marg.}} = 0.028$		
	$R^2_{\text{cond.}} = 0.195$			$R^2_{\text{cond.}} = 0.462$			$R^2_{\text{cond.}} = 0.396$		
Breeding season	0.234	0.630	−0.242	0.434	0.512	−0.578	1.698	0.197	−1.664
Female mass	1.420	0.237	0.002	2.100	0.152	0.004	0.581	0.448	0.003
Return date	2.617	0.110	0.189	0.001	0.984	0.004	0.543	0.464	0.230