

## ARTICLE

# Pediatric CYP2D6 metabolizer status and post-tonsillectomy nausea and vomiting after ondansetron

Katherine Black<sup>1</sup> | B. Randall Brenn<sup>2</sup> | Andrea Gaedigk<sup>3</sup>  |  
Jonathan P. Wanderer<sup>4</sup> | Sara L. Van Driest<sup>5</sup> 

<sup>1</sup>Department of Pediatrics, Division of Pediatric Gastroenterology, Hepatology, and Nutrition, Vanderbilt University Medical Center, Nashville, Tennessee, USA

<sup>2</sup>Division of Pediatric Anesthesia, Shriner's Hospitals for Children-Philadelphia, Philadelphia, Pennsylvania, USA

<sup>3</sup>Division of Clinical Pharmacology, Toxicology & Therapeutic Innovation, Children's Mercy Kansas City and Department of Pediatrics, University of Missouri-Kansas City, Kansas City, Missouri, USA

<sup>4</sup>Departments of Anesthesiology and Biomedical Informatics, Vanderbilt University Medical Center, Nashville, Tennessee, USA

<sup>5</sup>Departments of Pediatrics and Medicine, and the Center for Pediatric Precision Medicine, Vanderbilt University Medical Center, Nashville, Tennessee, USA

## Correspondence

Sara Van Driest, Departments of Pediatrics and Medicine, and the Center for Pediatric Precision Medicine, Vanderbilt University Medical Center, 2200 Children's Way, DOT 8232, Nashville, TN 37232, USA.  
Email: [sara.van.driest@vumc.org](mailto:sara.van.driest@vumc.org)

## Abstract

The goal of this study was to determine whether CYP2D6 metabolizer status within the ondansetron-treated pediatric tonsillectomy population is associated with risk of postoperative nausea and vomiting (PONV) in the post-anesthesia care unit. We conducted a retrospective cohort study of pediatric patients (<18 years) who underwent tonsillectomy and received ondansetron on the day of the procedure. Data were obtained from BioVU, an institutional biobank that links DNA to de-identified electronic health record data. Subjects were tested for 10 *CYP2D6* allelic variants and copy number variation, and genotype data translated into CYP2D6 metabolizer status. The cohort included 652 individuals, 105 (16.1%) of whom had PONV. Rates of PONV were similar across groups: ultrarapid metabolizers (UMs), 1 of 9 (11.1%); normal metabolizers (NMs), 64 of 354 (18.1%); intermediate metabolizers (IMs), 33 of 234 (14.1%); poor metabolizers (PMs), 6 of 39 (15.4%); and ambiguous phenotypes, 1 of 16 (6.3%). In multivariable analysis adjusted for age, sex, and time under anesthesia, CYP2D6 metabolizer status was not associated with PONV, with an odds ratio of 1.37 (95% confidence interval 0.9, 2.1) when comparing PM/IM versus NM/UM. In this large pediatric population, no significant differences were detected for PONV based on CYP2D6 metabolizer status. Further investigation is needed to determine mechanisms for ondansetron inefficacy in children.

## Study Highlights

### WHAT IS THE CURRENT KNOWLEDGE ON THE TOPIC?

In adults, the Clinical Pharmacogenetics Implementation Consortium guideline recommends consideration of alternative anti-emetic therapy for CYP2D6 ultrarapid metabolizers in place of ondansetron.

### WHAT QUESTION DID THIS STUDY ADDRESS?

This study sought to determine if *CYP2D6* genotype-predicted metabolizer status was associated with increased risk of post-tonsillectomy postoperative nausea and vomiting in children after receiving ondansetron prophylaxis.

**WHAT DOES THIS STUDY ADD TO OUR KNOWLEDGE?**

These data do not support the use of a *CYP2D6* genotype or phenotype clinical support tool to guide anti-emetic therapy after tonsillectomy in children (as recommended in adults).

**HOW MIGHT THIS CHANGE CLINICAL PHARMACOLOGY OR TRANSLATIONAL SCIENCE?**

These findings highlight the need for pediatric validation of pharmacogenomic studies.

## INTRODUCTION

Ondansetron, a selective antagonist to the serotonin 5-HT<sub>3</sub> receptor, is a commonly used medication in both children and adults.<sup>1-3</sup> Ondansetron is US Food and Drug Administration (FDA) approved for use in patients 6 months of age or older to prevent postoperative nausea and vomiting (PONV) and to prevent chemotherapy induced nausea and vomiting (CINV).<sup>4,5</sup> Tonsillectomy is considered a highly emetogenic surgery and is performed frequently in children for recurrent tonsillitis and increasingly for obstructive sleep apnea.<sup>6,7</sup> PONV prophylaxis recommendations for all pediatric patients undergoing tonsillectomy include the administration of dexamethasone and a 5-HT<sub>3</sub> antagonist, which in the United States is typically ondansetron.<sup>8</sup>

Although ondansetron is metabolized by multiple cytochrome P450 (CYP) enzymes, only genotypic variation in the *CYP2D6* gene, which leads to a wide range of enzymatic activity across individuals, has been linked to drug response.<sup>9</sup> Prior studies in adults have demonstrated that individuals with increased *CYP2D6* activity experienced more PONV after treatment with ondansetron than those with reduced activity.<sup>10,11</sup> These data led the Clinical Pharmacogenetics Implementation Consortium (CPIC) to recommend consideration of alternative anti-emetic therapy for *CYP2D6* ultrarapid metabolizers (UMs) in place of ondansetron; this recommendation is rated as having “moderate” strength, indicating that “there is a close or uncertain balance as to whether the evidence is high quality and the desirable clearly outweigh the undesirable effects.”<sup>12</sup> Data from pediatric populations are limited, although one study found that children who are *CYP2D6* UMs were more likely to experience CINV on days without opioid exposure,<sup>13</sup> whereas another study found no difference in CINV by *CYP2D6* status.<sup>14</sup> Given the routine use of ondansetron in children undergoing tonsillectomy and the paucity of pediatric-specific pharmacogenomic data related to ondansetron in this population, the objective of this study was to determine if *CYP2D6* genotype-predicted metabolizer status was associated with increased risk of post-tonsillectomy PONV after receiving ondansetron prophylaxis.

## METHODS

### Study design and cohort

A retrospective cohort study was performed using the Vanderbilt University Medical Center repository, BioVU, which links DNA and genomic data to de-identified electronic health record (EHR) data.<sup>15,16</sup> This study was reviewed by the Vanderbilt University Medical Center Institutional Review Board and determined to be non-human subject research. Individuals consented to be included in the BioVU repository. An initial search was performed to identify individuals in the biobank participants who (1) had no prior surgical manipulation of the upper gastrointestinal tract (partial/total gastrectomy, sleeve gastrectomy, prior esophageal surgery, fundoplication, gastrostomy, or concomitant bronchoscopy) identified by International Classification of Disease 9th and 10th revision (ICD-9/10) codes (Table S1); (2) had no diagnosis of cyclic vomiting syndrome as defined by ICD-9/10 codes (Table S1); (3) had tonsillectomy with or without adenoidectomy, as defined by Current Procedural Terminology (CPT) codes 42820, 42821, 42825, and 42825, at age less than 18 years; and (4) were administered ondansetron on the day of surgery. Additional inclusion criteria were availability of pre-operative and postoperative data, noncompromised DNA available in BioVU, and confirmation of ondansetron exposure in the pre-operative or operative phase. In the case of a patient undergoing multiple tonsillectomies (either later in life or due to an initial complication), only the first tonsillectomy was included. Individuals with indeterminate *CYP2D6* genotype or phenotype (as defined below) were excluded from analysis. Potential *CYP2D6* inhibitor exposure was defined as documented strong inhibitor use (bupropion, fluoxetine, paroxetine, or quinidine) in the EHR data at the time of tonsillectomy. Given uncertainty regarding persistence, compliance, and timing of the last dose of these potential exposures extracted from EHR data, primary analyses did not incorporate inhibitor data (i.e., no phenoconversion).

## Outcome

The primary outcome of this study was PONV, defined as receiving an anti-emetic medication in the post-anesthesia care unit (PACU). Given the prior report of increased CINV among children who are CYP2D6 UMs specifically on days without opioid exposures,<sup>13</sup> we reviewed all peri-operative and postoperative medications and performed subset analysis of those individuals without opioid exposure (i.e., excluding those with one or more opioid doses on the day of surgery). Secondary outcomes were investigated, including presence of PONV on follow-up telephone call 24h post-procedure by our anesthesia team, visits to the emergency department (ED) in the 7 days after the procedure for nausea/vomiting, and amount of time spent in the PACU prior to discharge or hospital admission. Patients presenting to the ED for hematemesis thought to be a procedural complication by manual review were not counted as ED visits for nausea/vomiting.

## CYP2D6 genotyping

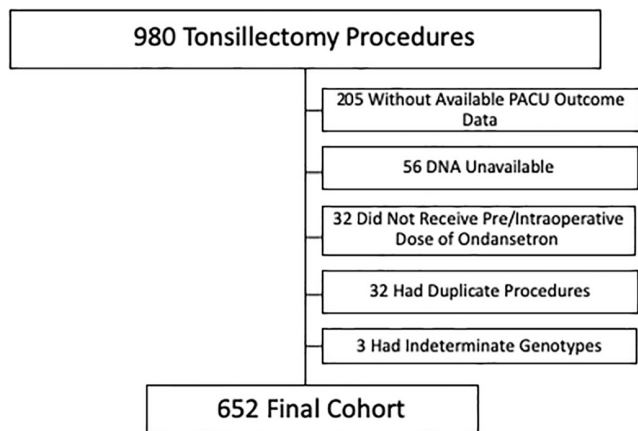
DNA samples were analyzed to determine CYP2D6 genotype using commercially available TaqMan assays (Thermo Fisher Scientific, Waltham, MA) and manufacturer provided protocols in the Vanderbilt Technologies for Advanced Genomics (VANTAGE) Core Laboratory. DNA was assayed for 11 different single nucleotide variants (rs16947, rs1080985, rs35742686, rs3892097, rs5030655, rs5030867, rs5030656, rs1065852, rs28371706, rs59421388, and rs28371725) and two assays for copy number variation (CNV) targeting intron 6 and exon 9; variants were selected to be inclusive of those used in clinical CYP2D6 genotyping at this institution. Astrolabe<sup>17,18</sup> and manual review were used to call CYP2D6 diplotypes from genotype data. Subsequently, diplotypes were translated into activity scores and phenotypes (poor metabolizer [PM], intermediate metabolizer [IM], normal metabolizer [NM], and UM) per CPIC recommendations.<sup>19</sup> For a subject to be confirmed as having a CNV (e.g., 3 or more gene copies), both copy number assays had to be in agreement. Identification of the specific duplicated allele was not available. In some instances, this would not affect phenotype prediction, whereas in others this led to an ambiguous activity score and phenotype. Subjects with ambiguous activity scores were assigned the highest activity score for analytic purposes. DNA was listed as unavailable and subjects were excluded if there was a history of hematologic malignancies, recent blood transfusions, or DNA available was of insufficient quality or quantity.

## Statistical analysis

Group comparisons for the primary outcome (PONV in the PACU) and secondary outcomes (PONV 24h post-procedure, ED visits for nausea/vomiting, and time in PACU) by clinical covariates and metabolizer status based on genotype were done using chi-square or Fisher's exact tests, as appropriate, for categorical variables, and Kruskal-Wallis test for continuous variables. Genetically predicted metabolizer status was also analyzed as a binary variable (NM/UM vs. PM/IM), as previously described.<sup>10</sup> Individuals who could not be definitively assigned to these dichotomous groups (i.e., with ambiguity leading to either IM or NM status), were excluded in the binary analysis. Multivariate analysis was performed looking at PONV in the PACU across genetically predicted metabolizer status, adjusting for age, sex, and time under anesthesia. Univariate and multivariate analyses for the primary outcome were performed in the entire cohort and in the subset that did not receive any opioids peri- or postoperatively. Sensitivity analyses were performed to assess the impact of instances of CYP2D6 activity score ambiguity on the results, as well as the effect of phenoconversion due to potential exposure to CYP2D6 strong inhibitors. Post hoc analyses of UM versus NM/IM/PM and UM versus IM/PM, adjusting for age, sex, and anesthesia duration, were also performed. Statistical analyses were performed using STATA IC 16.0 (StataCorp LLC). The level of statistical significance was set at 0.05, and all *p* values were two-sided.

## RESULTS

A total of 652 subjects met inclusion/exclusion criteria (Figure 1). Tonsillectomy dates spanned 2004–2017; of note, in the de-identified database, all dates within a record are uniformly shifted up to 365 days to provide anonymity while maintaining chronology of events. The cohort had a median age of 6.6 years (interquartile range 4.2–9.7) and 307 (47.1%) were female subjects (Table 1). The most frequent EHR-reported race and ethnicity were White or Caucasian (69.3%) and non-Hispanic (90.3%). In all, 636 (97.5%) had a definitive CYP2D6 metabolizer status assigned based on genotype. There were 39 PMs (6.0%), 234 IMs (35.9%), 354 NMs (54.3%), and nine UMs (1.4%). Ambiguous phenotypes were assigned to 16 subjects (2.5%) with 11 having either an IM or NM phenotype and five with NM or UM phenotype. Five individuals (2 IMs and 3 NMs) had potential CYP2D6 inhibitor exposures (*n* = 1 to bupropion, *n* = 4 to fluoxetine, none to paroxetine or quinidine). Ondansetron dose (mg/kg) administered was similar across metabolizer status groups



**FIGURE 1** Cohort identification. PACU, post-anesthesia care unit.

( $p = 0.9$ ). There was no difference in frequency of opioid exposure across metabolizer groups.

PONV in the PACU was documented for 105 individuals (16.1%), including six PMs (15.4%), 33 IMs (14.1%), one IM/NM (9.1%), 64 NMs (18.1%), zero NM/UM (0.0%), and one UM (11.1%; [Figure 2a](#)). Only 18 (2.8%) individuals required a second dose of anti-emetic while in the PACU. Frequencies of PONV by activity score are shown in [Figure 2b](#). In univariate analysis, older age and female sex were associated with increased risk of PONV (odds ratio [OR] 1.1, 95% confidence interval [CI] 1.02–1.13; OR 1.7, 95% CI 1.1–2.6, respectively). As shown in [Figure 3a](#), in multivariate analysis, adjusted for age, sex, and duration of anesthesia, there was no increased risk of PONV in NM/UM versus PM/IM (OR 1.37, 95% CI 0.88–2.13). Multivariate analysis adjusting for the same covariates also showed no association between PONV and CYP2D6 activity score (OR 1.29, 95% CI 0.91–1.82; [Figure 3b](#)). Dexamethasone exposure and propofol exposure were not associated with PONV in univariate analysis ( $p > 0.05$ ). Results of the multivariable analyses were not substantially affected by inclusion of these variables as covariates.

Opioid administration data were available for 645 (98.9%) individuals. Opioids were administered to 184 individuals and included oxycodone, hydrocodone/acetaminophen, morphine, fentanyl, and hydromorphone. No codeine was administered to individuals in this cohort in the peri- or postoperative time frame. In subgroup analysis, excluding these 184 individuals and the seven lacking opioid administration data, adjusted for age, female sex, and duration of anesthesia, PONV was not associated with binary metabolizer status (OR 1.32, 95% CI 0.81–2.16) or CYP2D6 activity score (OR 1.29, 95% CI 0.88–1.90).

There were no differences across genetically predicted CYP2D6 metabolizer status (PM vs. IM vs. NM vs. UM) in the secondary outcomes of 24-h nausea on follow-up telephone call, 24-h vomiting or nausea on follow-up

telephone call, or ED visits within 7 days for nausea or vomiting ( $p = 0.716$ ,  $p = 0.06$ , and  $p = 0.887$ , respectively). There was no significant difference in time spent in the PACU by metabolizer status ( $p = 0.172$ ).

In sensitivity analyses, there was no difference in results when individuals with ambiguous CYP2D6 activity scores were assigned the lowest, rather than highest possible score. Analysis with the five individuals (2 IMs and 3 NMs) potentially exposed to strong CYP2D6 inhibitors re-assigned to PM status, none of whom had PONV, revealed no significant differences from the primary results: OR for PONV in NM/UM versus (phenoconverted or genetic) PM/IM: 1.41, 95% CI 0.90–2.10; OR for PONV by phenoconverted CYP2D6 activity score: 1.33, 95% CI 0.94, 1.88. There were no differences in PONV when comparing UM versus NM/IM/PM or UM versus IM/PM ([Table S2](#)).

## DISCUSSION

Ondansetron is the most frequently prescribed medication with established pharmacogenetic interaction in children.<sup>1</sup> It is estimated that around 8% of children in the United States are prescribed ondansetron each year. Based on data for adults and children and the estimates of the UM actionable phenotype, ~4% of those patients prescribed ondansetron would have better outcomes with an alternate drug, if there is a clinically significant difference for CYP2D6 UM individuals.<sup>2</sup> The frequency of CYP2D6 UMs varies between less than 1% and 20% depending on ancestry, with those of European and African American/Afro-Caribbean ancestry having a frequency of 3.1% and 4.7%, respectively.<sup>12</sup> Prior studies have described up to five times higher risk of PONV among UM/NMs when compared with IM/PMs.<sup>12,20</sup> Our data did not show an association between CYP2D6 activity score or metabolizer status and PONV. The upper limit of the CI (2.1) indicates that if there is a relationship, the effect size is substantially smaller than described in adults.

Several studies have demonstrated the association of CYP2D6 genotype or phenotype to ondansetron levels or effect, although results are inconsistent. In the postoperative setting, in a cohort of 146 adults with prophylactic ondansetron administered during elective abdominal surgery, Stamer et al.<sup>21</sup> found that 15.7–19.7% of adults had PONV depending on the dose of ondansetron they received. They also showed decreased area under the curve (AUC) for *S*-ondansetron in CYP2D6 UMs compared with PMs, and significant difference in AUC across metabolizer status. That study found no significant association between genotype and PONV, which may have been due to the small sample size. Another study of 250 women (among them 11 UMs) who underwent nonemergent

**TABLE 1** Cohort identification

CYP2D6 metabolizer status							
	PM (n = 39)	IM (n = 234)	IM/NM (n = 11)	NM (n = 354)	NM/UM (n = 5)	UM (n = 9)	Overall (n = 652)
Age, years	8.1 (5.4–10.4)	6.8 (4.2–10.3)	6.0 (5.2–8.0)	6.5 (4.0–9.5)	4.6 (4.3–4.8)	6.3 (5.2–7.3)	6.6 (4.2–9.7)
Female	15 (38.5)	120 (51.3)	2 (18.2)	166 (46.9)	2 (40.0)	2 (22.2)	307 (47.1)
Race <sup>a</sup>							
Asian	0 (0.0)	2 (0.9)	0 (0.0)	14 (4.0)	0 (0.0)	0 (0.0)	16 (2.5)
African American or Black	2 (5.1)	38 (16.2)	4 (36.4)	71 (20.1)	2 (40.0)	1 (11.1)	118 (18.1)
Native American	0 (0.0)	1 (0.4)	0 (0.0)	0 (0.0)	0 (0.0)	0 (0.0)	1 (0.2)
Caucasian or White	35 (89.7)	177 (75.6)	5 (45.5)	225 (63.6)	3 (60.0)	7 (77.8)	452 (69.3)
Other	0 (0.0)	2 (0.9)	0 (0.0)	0 (0.0)	0 (0.0)	0 (0.0)	2 (0.3)
Unknown	2 (5.1)	17 (7.3)	2 (18.2)	44 (12.4)	0 (0.0)	1 (11.1)	66 (10.1)
Hispanic Latino Ethnicity <sup>b</sup>	2 (5.1)	17 (7.3)	2 (18.2)	41 (11.7)	0 (0.0)	1 (11.1)	63 (9.7)
American Society of Anesthesiologists class							
1	0 (0.0)	14 (6.0)	0 (0.0)	13 (3.7)	0 (0.0)	0 (0.0)	27 (4.1)
2	30 (77.0)	161 (68.8)	6 (54.5)	266 (75.1)	2 (40.0)	7 (77.8)	472 (72.4)
3	9 (23.1)	55 (23.5)	4 (36.4)	71 (20.1)	2 (40.0)	2 (22.2)	143 (21.9)
4	0 (0.0)	3 (1.3)	0 (0.0)	1 (0.3)	0 (0.0)	0 (0.0)	4 (0.6)
Unknown	0 (0.0)	1 (0.4)	1 (9.1)	3 (0.8)	1 (20.0)	0 (0.0)	6 (0.9)
Time under anesthesia, min <sup>c</sup>	48 (41–59)	50 (40–63)	49.5 (35–61)	49 (40–61)	58 (39–68.5)	55 (45–69)	50 (40–62)
Strong CYP2D6 inhibitor as home medication	0 (0.0)	2 (0.9) <sup>d</sup>	0 (0.0)	3 (0.8) <sup>d</sup>	0 (0.0)	0 (0.0)	5 (0.8)
Ondansetron dose (mg/kg) <sup>e</sup>	0.10 (0.09–0.11)	0.10 (0.08–0.11)	0.10 (0.08–0.10)	0.10 (0.09–0.11)	0.10 (0.09–0.12)	0.09 (0.08–0.10)	0.10 (0.09–0.11)
Opioid exposure <sup>f</sup>	9 (23.1)	75 (32.1)	3 (27.3)	93 (26.3)	0 (0.0)	4 (44.4)	184 (28.2)
Dexamethasone exposed	38 (97.4)	230 (98.3)	9 (81.8)	343 (96.9)	5 (100)	9 (100)	634 (97.2)
Propofol exposed	30 (76.9)	155 (66.2)	7 (63.6)	249 (70.3)	4 (80.0)	4 (44.4)	449 (68.9)
Postoperative nausea/vomiting requiring a dose of anti-emetic in PACU	6 (15.4)	33 (14.1)	1 (9.1)	64 (18.1)	0 (0.0)	1 (11.1)	105 (16.1)
Continued nausea/vomiting requiring second dose of anti-emetic in PACU	2 (5.1)	5 (2.1)	0 (0.0)	11 (3.1)	0 (0.0)	0 (0.0)	18 (2.8)
Time spent in PACU, min	167 (116–191)	152 (105–217)	151 (77–201)	141 (102–195)	104 (80–194)	146 (91–188)	146 (103–201)

(Continues)



TABLE 1 (Continued)

	CYP2D6 metabolizer status						Overall (n = 652)
	PM (n = 39)	IM (n = 234)	IM/NM (n = 11)	NM (n = 354)	NM/UM (n = 5)	UM (n = 9)	
24-h nausea on follow-up telephone call	2 (5.1)	14 (6.0)	1 (9.1)	19 (5.4)	0 (0.0)	0 (0.0)	36 (5.5)
24-h vomiting on follow-up telephone call	4 (10.3)	11 (4.7)	1 (9.1)	12 (3.4)	0 (0.0)	0 (0.0)	28 (4.3)
ED visit with nausea/vomiting within 7 days of procedure	0 (0.0)	11 (4.7)	1 (9.1)	13 (3.7)	0 (0.0)	0 (0.0)	25 (3.8)

Note: Categorical variables reported as # (%); continuous variables reported as median (IQR).

Abbreviations: ED, emergency department; IM, intermediate metabolizer; NM, normal metabolizer; PACU, post-anesthesia care unit; PM, poor metabolizer; UM, ultrarapid metabolizer.

<sup>a</sup>May not add up to 100 as some individuals identified with multiple races.

<sup>b</sup>There were three unknown responses.

<sup>c</sup>There were six subjects with missing anesthesia duration.

<sup>d</sup>Individuals on strong inhibitors were reassigned PM status due to phenocconversion for sensitivity analysis only.

<sup>e</sup>There were four subjects with missing weight.

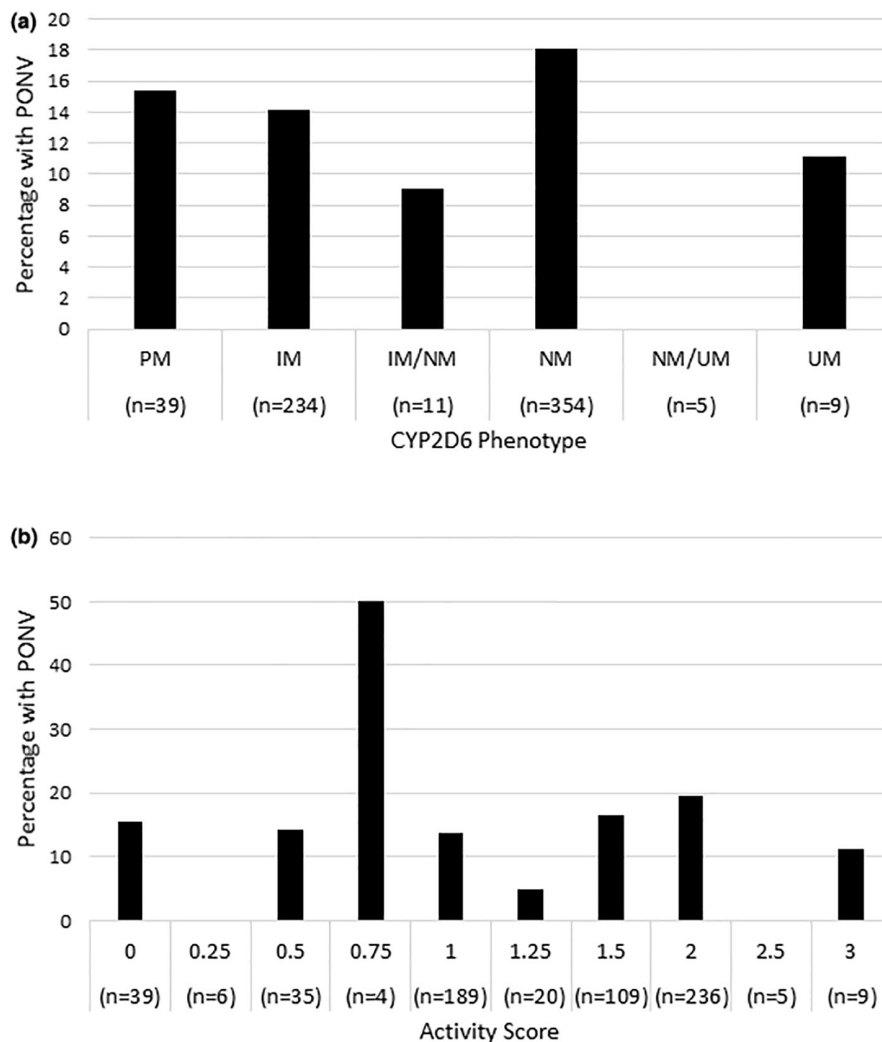
<sup>f</sup>Either i.v. opioids or p.o. hydrocodone.

surgery showed a significantly higher rate of postoperative vomiting but no significant change in nausea among UM patients when compared with all other metabolizer groups.<sup>11</sup> In the setting of CINV, Kaiser et al.<sup>20</sup> reported an increased number of vomiting episodes in adults who received moderately to highly emetogenic chemotherapy in UMs ( $n = 4$ ) versus non-UMs ( $n = 266$ ). However, Perwitasari et al.<sup>22</sup> did not find an association between CINV and CYP2D6 metabolizer status in a cohort of 202 individuals receiving chemotherapy with cisplatin; notably there were no UM or PM individuals in this cohort, and CNV was not assessed.

Based on these and other published findings, CPIC guidelines released in 2016 posed a recommendation, rated as “moderate,” to consider alternate anti-emetic therapy to ondansetron in CYP2D6 UMs.<sup>12</sup> Since that time, multiple studies have been published with mixed results. Ninety-three women undergoing thyroid surgery demonstrated increased PONV among UMs/NMs ( $n = 1/n = 59$ ) compared with IMs/PMs ( $n = 29/n = 4$ ).<sup>10</sup> In a cohort of 128 children who underwent bone marrow transplantation, the CYP2D6 UMs ( $n = 3$ ) experienced increased emesis after chemotherapy on days without opioid exposure.<sup>13</sup> Another study looking at children with a new diagnosis of cancer and receiving chemotherapy ( $n = 103$ ) found no association between CINV and CYP2D6 metabolizer status when comparing UMs ( $n = 5$ ) and PMs ( $n = 4$ ).<sup>14</sup>

There are some limitations regarding the interpretation of prior study results. Some studies analyzed nausea and vomiting as separate outcomes, and others combined these into a single outcome. The dosing, timing of administration, and route of ondansetron administration was also not consistent across studies, nor within studies. There is also heterogeneity with respect to the study populations. Only two of the prior studies included ondansetron efficacy and CYP2D6 metabolizer status in children, neither of which assessed PONV; these studies have conflicting results.<sup>13,14</sup> *CYP2D6* expression rapidly rises within 24 h after birth, achieves about 50% of adult levels of enzyme activity by 1 month of age, and is close to 100% of adult levels by 1 year of age.<sup>23,24</sup> Given this ontogeny of *CYP2D6*, both child and adult UMs are expected to have the same diminished ondansetron efficacy. Indeed, the CPIC guidelines for ondansetron and CYP2D6 suggest “there is no reason to suspect that *CYP2D6* genetic variation will affect this drug’s metabolism differently in children [ $>1$  month] compared with adults.”<sup>12</sup> However, there may be important differences in children that impact the effect of *CYP2D6* variation on ondansetron response. In addition to CYP2D6, ondansetron is metabolized by CYP3A and CYP1A enzymes,<sup>25</sup> which may more substantially contribute to ondansetron metabolism in children

**FIGURE 2** Percentage of patients with postoperative nausea/vomiting (PONV) by CYP2D6 metabolizer phenotype (a) and activity score (b). IM, intermediate metabolizer; NM, normal metabolizer; PM, poor metabolizer; UM, ultrarapid metabolizer.

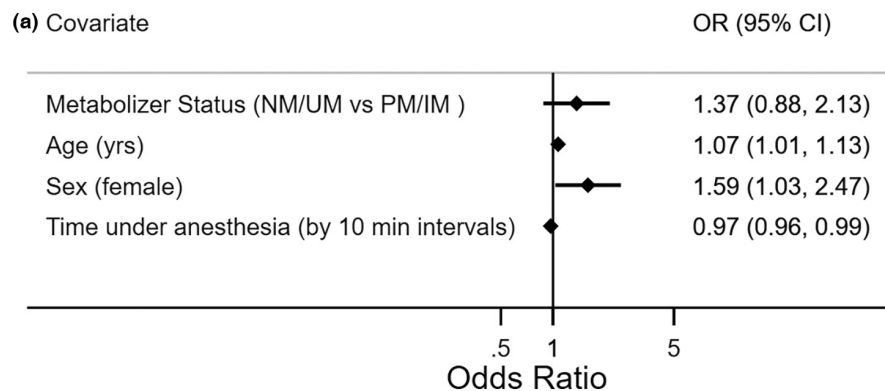


than currently appreciated. Genetic variation in the 5-HT<sub>3</sub> transporter and receptor genes have also been described to affect the efficacy of ondansetron in preventing CINV in adults<sup>22</sup> and children.<sup>14</sup> Another important difference between children and adults is that pediatric dosing of medications, including ondansetron, is weight-based (e.g., 0.15 mg/kg), whereas for adults, fixed doses are used regardless of patient weight. Weight-based dosing may enable children who are CYP2D6 UMs to achieve a therapeutic level of ondansetron, despite their faster clearance of the drug. Reassuringly, in a prior study, there was no significant association demonstrated with CYP2D6 metabolizer status and QT prolongation, which is seen as a dose-dependent adverse event.<sup>25,26</sup>

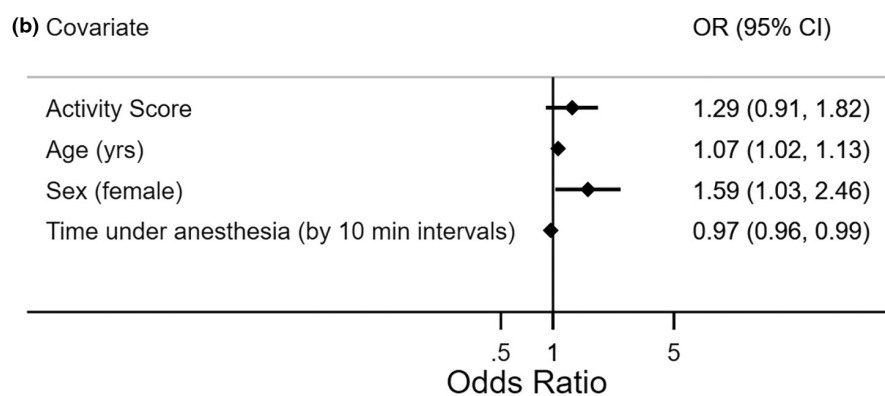
Clinical risk factors for PONV in pediatrics include age, post-pubertal female sex, history/family history of PONV, and anesthetics.<sup>8</sup> Adenotonsillectomy is considered a unique risk factor for which ondansetron has been proven to be effective in preventing PONV.<sup>27</sup> These clinical risk factors for PONV may be of greater importance than CYP2D6 metabolizer status.

Pediatric pharmacogenomic studies are lacking in general, and specifically for the impact of CYP2D6 metabolizer status on ondansetron response.<sup>12</sup> As precision medicine approaches are implemented into clinical care, findings from adults must be validated for the pediatric population. A prior study investigating the impact of CYP2C19 metabolizer status on response to sertraline in children found results with an opposite direction of effect than what was anticipated based on data from adults and included in the CPIC guideline.<sup>28,29</sup> Our results present another instance of discordance of pediatric response from what is reported in adults. These findings highlight the need for pediatric validation as well as robust reporting of “negative results” to fully inform clinical practice.

Our study does have limitations. The retrospective nature of the study limited the data available and required PONV to be investigated as a binary outcome as emesis count was unavailable in our de-identified EHR data. We were unable to discern patients with nausea versus vomiting versus both. The defined follow-up time for the primary outcome ended at PACU discharge; however, later



**FIGURE 3** Forest plot depicting results of multivariate analysis risk for postoperative nausea/vomiting with metabolizer status (a) and activity score (b). CI, confidence interval; IM, intermediate metabolizer; OR, odds ratio; PM, poor metabolizer; UM, ultrarapid metabolizer.



outcomes (at 24 h and 7 days) could be assessed as secondary outcomes. Another limitation is that only the most common *CYP2D6* allelic variants were tested for, and the nature of the duplicated allele could not be ascertained; in addition, some patients may carry hybrid alleles which could have contributed to ambiguous calls or were excluded due to inconsistent copy number calls between the two copy number assays. Furthermore, genetic variations in the 5-HT<sub>3</sub> receptor or transporter genes were not determined. Although our sample size is the largest reported, our UM frequency was only 1.4%, which may have limited our power to detect an association. There were some ambiguous phenotypes as well, although sensitivity analysis was done to account for these, as well as the small number of individuals exposed to *CYP2D6* inhibitors. Due to uncertainty regarding veracity and timing of inhibitor exposure, phenoconversion was not incorporated into primary analyses. In prospective trials and clinical care, it is important to confirm *CYP2D6* inhibitor exposures and combine this information with genetic test results to accurately predict metabolizer status.<sup>30</sup> More robust data are also needed to definitively classify inhibitors.<sup>31</sup>

In conclusion, in our cohort of post-tonsillectomy children, there was no association among *CYP2D6* activity score, phenotype, and incidence of PONV after receiving ondansetron. These data do not support the clinical genotype testing of *CYP2D6* to guide anti-emetic therapy after

tonsillectomy in children. Larger studies with more UMs in the future may define a role for further *CYP2D6* and receptor gene testing in this population.

#### AUTHOR CONTRIBUTIONS

K.B., B.R.B., A.G., J.P.W., and S.L.V. wrote the manuscript. B.R.B., S.L.V. and K.B. designed the research. K.B., J.W., A.G., and S.L.V. performed the research. K.B. analyzed the data.

#### FUNDING INFORMATION

This study was funded by the National Institute of Health T32 GM007569 (KB). Burroughs Wellcome Fund IRSA 1015006 and NIH P50 HD106446 (SLV). The dataset(s) used for the analyses described were obtained from Vanderbilt University Medical Center's BioVU which is supported by numerous sources: institutional funding, private agencies, and federal grants. These include the NIH funded Shared Instrumentation Grant S10RR025141; and CTSA grants UL1TR002243, UL1TR000445, and UL1RR024975.

#### CONFLICT OF INTEREST

The authors declared no competing interests for this work.

#### ORCID

Andrea Gaedigk  <https://orcid.org/0000-0001-6968-1893>

Sara L. Van Driest  <https://orcid.org/0000-0003-2580-1405>



## REFERENCES

- Aka I, Bernal CJ, Carroll R, Maxwell-Horn A, Oshikoya KA, Van Driest SL. Clinical pharmacogenetics of cytochrome P450-associated drugs in children. *J Personalized Med.* 2017;7(4):14. doi:10.3390/jpm7040014
- Ramsey LB, Ong HH, Schildcrout JS, et al. Prescribing prevalence of medications with potential genotype-guided dosing in pediatric patients. *JAMA Netw Open.* 2020;3(12):e2029411. doi:10.1001/jamanetworkopen.2020.29411
- Hicks JK, El Rouby N, Ong HH, et al. Opportunity for genotype-guided prescribing among adult patients in 11 US health systems. *Clin Pharmacol Therap.* 2021;110(1):179-188. doi:10.1002/cpt.2161
- Gastrointestinal Motility and Water Flux, Emesis, and Biliary and Pancreatic Disease | Goodman & Gilman's: The Pharmacological Basis of Therapeutics, 13 e | AccessPharmacy | McGraw Hill Medical. <https://accesspharmacy-mhmedical-com.proxy.library.vanderbilt.edu/content.aspx?bookid=2189&sectionid=172483503#1162543032>. Accessed August 26, 2021
- DailyMed – ONDANSETRON HYDROCHLORIDE injection. <https://dailymed.nlm.nih.gov/dailymed/drugInfo.cfm?setid=be5930d2-0008-4e61-9715-684c29a9c613>. Accessed November 29, 2021
- Johnson LB, Elluru RG, Myer CM. Complications of adenotonsillectomy. *Laryngoscope.* 2002;112(S100):35-36. doi:10.1002/lary.5541121413
- Erickson BK, Larson DR, St. Sauver JL, Meverden RA, Orvidas LJ. Changes in incidence and indications of tonsillectomy and adenotonsillectomy, 1970-2005. *Otolaryngol Head Neck Surg.* 2009;140(6):894-901. doi:10.1016/j.otohns.2009.01.044
- Gan TJ, Belani KG, Bergese S, et al. Fourth consensus guidelines for the Management of Postoperative Nausea and Vomiting. *Anesth Analg.* 2020;131(2):411-448. doi:10.1213/ANE.0000000000004833
- Whirl-Carrillo M, McDonagh EM, Hebert JM, et al. Pharmacogenomics knowledge for personalized medicine. *Clin Pharmacol Ther.* 2012;92(4):414-417. doi:10.1038/clpt.2012.96
- Niewiński PA, Wojciechowski R, Śliwiński M, et al. CYP2D6 basic genotyping as a potential tool to improve the antiemetic efficacy of ondansetron in prophylaxis of postoperative nausea and vomiting. *Adv Clin Exp Med.* 2018;27(11):1499-1503. doi:10.17219/acem/69451
- Candiotti KA, Birnbach DJ, Lubarsky DA, et al. The impact of pharmacogenomics on postoperative nausea and vomiting: do CYP2D6 allele copy number and polymorphisms affect the success or failure of ondansetron prophylaxis? *Anesthesiology.* 2005;102(3):543-549. doi:10.1097/0000542-200503000-00011
- Bell G, Caudle K, Whirl-Carrillo M, et al. Clinical pharmacogenetics implementation consortium (CPIC) guideline for CYP2D6 genotype and use of ondansetron and tropisetron. *Clin Pharmacol Ther.* 2017;102(2):213-218. doi:10.1002/cpt.598
- Edwards A, Teusink-Cross A, Martin LJ, Prows CA, Mehta PA, Ramsey LB. Influence of CYP2D6 metabolizer status on ondansetron efficacy in pediatric patients undergoing hematopoietic stem cell transplantation: a case series. *Clin Transl Sci.* 2022;15(3):610-618. doi:10.1111/cts.13171
- Jacobs SS, Dome JS, Gai J, et al. Pharmacogenetic and clinical predictors of ondansetron failure in a diverse pediatric oncology population. *Support Care Cancer.* 2022;30(4):3513-3520. doi:10.1007/s00520-022-06818-9
- McGregor TL, Van Driest SL, Brothers KB, Bowton EA, Muglia LJ, Roden DM. Inclusion of pediatric samples in an opt-out biorepository linking DNA to de-identified medical records: pediatric BioVU. *Clin Pharmacol Ther.* 2013;93(2):204-211. doi:10.1038/clpt.2012.230
- Roden DM, Pulley JM, Basford MA, et al. Development of a large-scale de-identified DNA biobank to enable personalized medicine. *Clin Pharmacol Ther.* 2008;84(3):362-369. doi:10.1038/clpt.2008.89
- Twist GP, Gaedigk A, Miller NA, et al. Constellation: a tool for rapid, automated phenotype assignment of a highly polymorphic pharmacogene, CYP2D6, from whole-genome sequences. *NPJ Genom Med.* 2016;1:15007. doi:10.1038/npjgenmed.2015.7
- Twist GP, Gaedigk A, Miller NA, et al. Erratum: constellation: a tool for rapid, automated phenotype assignment of a highly polymorphic pharmacogene, CYP2D6, from whole-genome sequences. *NPJ Genom Med.* 2017;2:16039. doi:10.1038/npjgenmed.2016.39
- Caudle KE, Sangkuhl K, Whirl-Carrillo M, et al. Standardizing CYP2D6 genotype to phenotype translation: consensus recommendations from the clinical pharmacogenetics implementation consortium and Dutch pharmacogenetics working group. *Clin Transl Sci.* 2020;13(1):116-124. doi:10.1111/cts.12692
- Kaiser R, Sezer O, Papies A, et al. Patient-tailored antiemetic treatment with 5-Hydroxytryptamine type 3 receptor antagonists according to cytochrome P-450 2D6 genotypes. *JCO.* 2002;20(12):2805-2811. doi:10.1200/JCO.2002.09.064
- Stamer UM, Lee EH, Rauters NI, et al. CYP2D6- and CYP3A-dependent enantioselective plasma concentrations of ondansetron in postanesthesia care. *Anesth Analg.* 2011;113(1):48-54. doi:10.1213/ANE.0b013e31821d01bc
- Perwitasari DA, Wessels JAM, van der Straaten RJHM, et al. Association of ABCB1, 5-HT3B receptor and CYP2D6 genetic polymorphisms with ondansetron and metoclopramide antiemetic response in Indonesian cancer patients treated with highly emetogenic chemotherapy. *Jpn J Clin Oncol.* 2011;41(10):1168-1176. doi:10.1093/jjco/hyr117
- Treluyer JM, Jacqz-Aigrain E, Alvarez F, Cresteil T. Expression of CYP2D6 in developing human liver. *Eur J Biochem.* 1991;202(2):583-588.
- Johnson TN, Rostami-Hodjegan A, Tucker GT. Prediction of the clearance of eleven drugs and associated variability in neonates, infants and children. *Clin Pharmacokinet.* 2006;45(9):931-956. doi:10.2165/00003088-200645090-00005
- Fischer V, Vickers AE, Heitz F, et al. The polymorphic cytochrome P-4502D6 is involved in the metabolism of both 5-hydroxytryptamine antagonists, tropisetron and ondansetron. *Drug Metab Dispos.* 1994;22(2):269-274.
- Drögemöller BI, Wright GEB, Trueman J, et al. A pharmacogenomic investigation of the cardiac safety profile of ondansetron in children and pregnant women. *Biomed Pharmacother.* 2022;148:112684. doi:10.1016/j.biopha.2022.112684
- Lawhorn CD, Bower C, Brown RE, et al. Ondansetron decreases postoperative vomiting in pediatric patients undergoing tonsillectomy and adenoidectomy. *Int J Pediatr Otorhinolaryngol.* 1996;36(2):99-108. doi:10.1016/0165-5876(95)01324-5
- Hicks J, Bishop J, Sangkuhl K, et al. Clinical pharmacogenetics implementation consortium (CPIC) guideline for CYP2D6 and CYP2C19 genotypes and dosing of selective serotonin

- reuptake inhibitors. *Clin Pharmacol Ther.* 2015;98(2):127-134. doi:10.1002/cpt.147
29. Rossow KM, Aka IT, Maxwell-Horn AC, Roden DM, Van Driest SL. Pharmacogenetics to predict adverse events associated with antidepressants. *Pediatrics.* 2020;146(6):e20200957. doi:10.1542/peds.2020-0957
30. Smith DM, Weitzel KW, Elsey AR, et al. CYP2D6-guided opioid therapy improves pain control in CYP2D6 intermediate and poor metabolizers: a pragmatic clinical trial. *Genet Med.* 2019;21(8):1842-1850. doi:10.1038/s41436-018-0431-8
31. Cicali EJ, Smith DM, Duong BQ, Kovar LG, Cavallari LH, Johnson JA. A scoping review of the evidence behind cytochrome P450 2D6 isoenzyme inhibitor classifications. *Clin Pharmacol Ther.* 2020;108(1):116-125. doi:10.1002/cpt.1768

## SUPPORTING INFORMATION

Additional supporting information can be found online in the Supporting Information section at the end of this article.

**How to cite this article:** Black K, Brenn BR, Gaedigk A, Wanderer JP, Van Driest SL. Pediatric CYP2D6 metabolizer status and post-tonsillectomy nausea and vomiting after ondansetron. *Clin Transl Sci.* 2023;16:269-278. doi: [10.1111/cts.13447](https://doi.org/10.1111/cts.13447)