



OPEN

Pressure-induced reconstitution of Fermi surfaces and spin fluctuations in S-substituted FeSe

T. Kuwayama¹, K. Matsuura^{2,6}, J. Gouchi³, Y. Yamakawa⁴, Y. Mizukami², S. Kasahara^{5,7}, Y. Matsuda⁵, T. Shibauchi², H. Kontani⁴, Y. Uwatoko³ & N. Fujiwara¹✉

FeSe is a unique high- T_c iron-based superconductor in which nematicity, superconductivity, and magnetism are entangled with each other in the P - T phase diagram. We performed ^{77}Se -nuclear magnetic resonance measurements under pressures of up to 3.9 GPa on 12% S-substituted FeSe, in which the complex overlap between the nematicity and magnetism are resolved. A pressure-induced Lifshitz transition was observed at 1.0 GPa as an anomaly of the density of states and as double superconducting (SC) domes accompanied by different types of antiferromagnetic (AF) fluctuations. The low- T_c SC dome below 1 GPa is accompanied by strong AF fluctuations, whereas the high- T_c SC dome develops above 1 GPa, where AF fluctuations are fairly weak. These results suggest the importance of the d_{xy} orbital and its intra-orbital coupling for the high- T_c superconductivity.

FeSe has unusual features among high- T_c iron-based superconductors¹ because its superconductivity emerges without magnetism in the nematic phase where four-fold rotational symmetry breaks²⁻⁴. The absence of magnetism originates from characteristic unconnected Fermi surfaces (see the unfolded Fermi surfaces in the left panel of Fig. 1a): small hole pockets at point Γ , $\mathbf{k} = (0, 0)$, and anisotropic electron pockets at point X , $\mathbf{k} = (\pi, 0)$ or $(0, \pi)$, which are caused by the splitting of the d_{xz} and d_{yz} orbitals⁵⁻¹⁰. The orbital configuration at ambient pressure (see the left panel of Fig. 1a) reduces the likelihood of nesting between electron and hole pockets with the same orbital, leading to the absence of magnetism. The importance of orbital selectivity in Cooper pairing for the superconducting (SC) state in the nematic phase has been suggested¹¹.

Upon pressure application, FeSe undergoes an antiferromagnetic (AF) order instead of the nematic order. The AF order is accompanied by an enhancement in T_c : the T_c of 9 K at ambient pressure increases to 38 K at pressures above 6 GPa¹². Nematicity, superconductivity, and magnetism are entangled with each other in the pressure versus temperature (P - T) phase diagram. This makes it extremely difficult to understand the nature of this system, although S substitution resolves the complex overlap between the nematic and AF phases, and rich-S substitution induces the nematic critical phenomenon¹³⁻¹⁵. Furthermore, experimental difficulties are faced in observing Fermi surfaces under pressure-restricted experimental approaches. In fact, direct observations via angle-resolved photoemission spectroscopy (ARPES) or scanning tunneling microscopy (STM) have not been reported so far. To date, only a few experimental results have been reported. In particular, the Hall coefficient changes sign from minus to plus upon pressure application¹⁶, and the band masses for several orbitals gradually change around the nematic critical point (0.58 GPa)¹⁷. The presence of a stripe-type AF order with $\mathbf{Q}=(\pi, 0)$ or $(0, \pi)$ has been suggested from the results of nuclear magnetic resonance (NMR) measurements^{18,19}. NMR measurements on 12% S-substituted FeSe have revealed that the characteristics of low-energy magnetic fluctuations change at 1 GPa²⁰, which is indicative of the reconstitution of Fermi surfaces as well as the band mass change.

To explain the appearance of the AF order under pressure, a theoretical model has been proposed. In this model, another hole pocket emerges with increasing pressure at point M , $\mathbf{k} = (\pi, \pi)$, causing a better nesting with the electron pocket at point X (see the unfolded Fermi surfaces in the right panel of Fig. 1a²¹). The better

¹Graduate School of Human and Environmental Studies, Kyoto University, Yoshida-Nihonmatsu-cyo, Sakyo-ku, Kyoto 606-8501, Japan. ²Graduate School of Frontier Sciences, University of Tokyo, 5-1-5 Kashiwanoha, Kashiwa, Chiba 277-8581, Japan. ³Institute for Solid State Physics, University of Tokyo, 5-1-5 Kashiwanoha, Kashiwa, Chiba 277-8581, Japan. ⁴Department of Physics, Nagoya University, Furo-cho, Nagoya 464-8602, Japan. ⁵Division of Physics and Astronomy, Graduate School of Science, Kyoto University, Kitashirakawa Oiwake-cho, Sakyo-ku, Kyoto 606-8502, Japan. ⁶Present address: Research Center for Advanced Science and Technology, University of Tokyo, 4-6-1 Komaba, Meguro-ku, Tokyo 153-8904, Japan. ⁷Present address: Department of Physics, Okayama University, Okayama 700-8530, Japan. ✉email: fujiwara.naoki.7e@kyoto-u.ac.jp

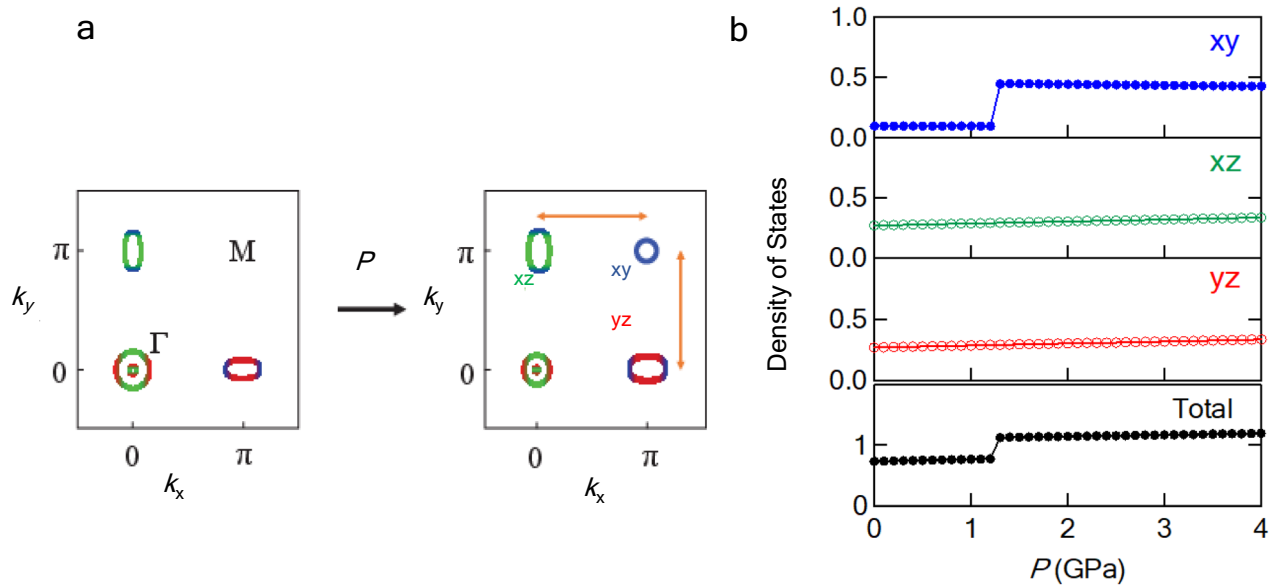


Figure 1. Contribution of each orbital to unfolded Fermi surfaces and the density of states (DOS). (a) Schematic Fermi surfaces of pure FeSe in a tetragonal phase theoretically derived at ambient pressure^{5–10} and high pressure^{16,21}. The Fermi surfaces colored in green, red, and blue represent d_{xz} , d_{yz} , and d_{xy} orbitals, respectively. In a high-pressure regime, the antiferromagnetic (AF) order can be induced owing to the nesting of d_{xy} orbitals between points M and X, as indicated by arrows. (b) The DOS originating from d_{xy} , d_{xz} , and d_{yz} orbitals and the total DOS calculated theoretically based on the crystal structure of 10% S-substituted FeSe.

nesting between points X and M with the same orbital can induce a stripe-type magnetic order. When the hole pocket emerges at point M, the shapes of pockets at points Γ and X are qualitatively similar to those at ambient pressure, although their size changes monotonically with increasing pressure²¹. The emergence of the d_{xy} hole pocket also enhances the density of states (DOS) (see Fig. 1b), as will be described in detail later. The pressure-induced reconstitution of Fermi surfaces can change the Cooper pairing, leading to an SC–SC phase transition from the SC state under the nematic order to a higher- T_c state (see Fig. 4b). The higher- T_c state would provide an intriguing stage for the superconductivity mechanism common to iron-based superconductors with a high T_c . However, such a theoretically predicted Lifshitz transition has not been reported so far because of the entangled P - T phase diagram and the experimental difficulties faced in observing Fermi surfaces under pressure.

In this study, we conducted $^{77}\text{Se}(I=1/2)$ -NMR measurements under pressure, focusing on 12% S-substituted FeSe, where the overlap of nematicity and magnetism is absent in the intermediate-pressure regime between 1 and 4 GPa^{13,14}. Based on the results, we suggest that the theoretically predicted Lifshitz transition is observed as an anomaly of the DOS and as double SC domes accompanied by different types of AF fluctuations.

Typical NMR spectra corresponding to the nematic and magnetic orders are shown in Fig. 2a. We applied a magnetic field of 6.02 T parallel to the a axis in the tetragonal phase throughout the NMR measurements. In the nematic phase, the NMR spectra exhibit a double-edge structure²⁰, as shown in the left panel of Fig. 2a. The double edges have been observed as two separate peaks for pure FeSe^{18,19,22,23}. This edge structure disappears above 0.57 GPa. The spectra above 1 GPa exhibit a single peak. At 3.9 GPa, the ^{77}Se signal disappears at approximately 60 K because of the AF order (see the right panel of Fig. 2a). The T dependence of the linewidth at ambient pressure, 3.5 GPa and 3.9 GPa is shown in Fig. 2b. The AF order is observed via a remarkable increase in the linewidth and the loss of the signal. We defined T_N as the temperature of the onset of linewidth broadening.

Now, we focus on the Knight shift (K) in a paramagnetic state. Figure 3a shows the T dependence of K in a paramagnetic state. We adopted the average of the two edges for K in the nematic phase. The data below 3 GPa were already published in an early work²⁰. The Knight shift above 3 GPa is T dependent even at low temperatures suggesting the influence of AF fluctuations, whereas the influence is absent below 3 GPa. Hereafter, we discuss the P dependence of K below 3 GPa in relation to the DOS shown in Fig. 1b. Fig. 3b shows the P dependence of the NMR spectra at 60 K, and each spectrum is fitted by a Gaussian function. From the peak positions in Fig. 3b, the P dependence of K is obtained, as shown in Fig. 3c. Note that the anomaly at 1 GPa is observed at entire temperatures and therefore is not directly caused by the nematic transition.

The Knight shift in a paramagnetic state is decomposed as

$$K = K_{\text{spin}} + K_{\text{orb}} \quad (1)$$

where K_{spin} and K_{orb} represent the spin and orbital parts of the Knight shift, respectively. The former and latter are T -dependent and T -independent, respectively. Experimentally, K is decomposed into K_{spin} and K_{orb} using the uniform spin susceptibility, $\chi(0)$. The orbital part K_{orb} is estimated to be 0.26% at ambient pressure [Supplemental material], which is almost the same as that obtained for pure FeSe²⁴. The results suggest that K_{orb} is insensitive to S substitution. The spin part K_{spin} and $\chi(0)$ are related to $K_{\text{spin}} = A\chi(0)$, where A is the hyperfine coupling.

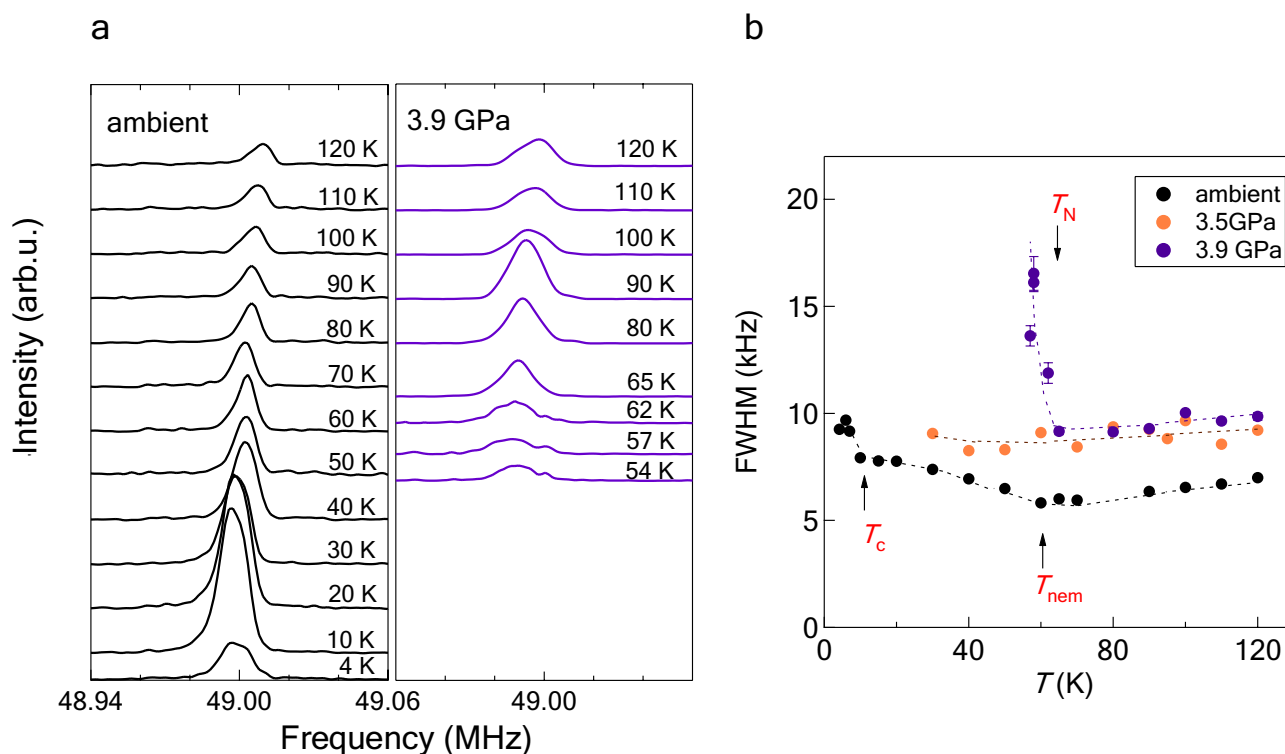


Figure 2. Typical ^{77}Se -NMR spectra and linewidth for 12% S-substituted FeSe corresponding to the nematic and antiferromagnetic (AF) orders. **(a)** The NMR spectra at ambient pressure show a double-edge structure in the nematic phase below 60 K²⁰. The NMR spectra at 3.9 GPa broaden remarkably, and the signal is not observed below the AF transition temperature T_N . **(b)** Full width at half maximum at 3.5 and 3.9 GPa. The arrows shown by T_{nem} and T_c represent the nematic and superconducting transition temperatures, respectively²⁰.

The monotonic decrease in K below 3 GPa with decreasing T suggests that the influence of magnetism is absent at low temperatures. In this case, $\chi(0)$ can be described using the formula for conventional paramagnetic metals and is related to the DOS of free electrons, $D(E_F)$. Therefore, K_{spin} is proportional to $D(E_F)$:

$$K_{\text{spin}} \propto D(E_F). \quad (2)$$

Although the DOS shown in Fig. 1b is derived using a tight-binding (TB) model as described later, overall features can be roughly explained by the DOS for two-dimensional free electron systems. For two-dimensional free electron systems, $D(E_F)$ is expressed as

$$D(E_F) = \frac{(Na)^2}{2\pi} \frac{2m}{2\hbar} \quad (3)$$

where N^2 , a , and m are the total number of lattices, lattice constant, and electron mass, respectively. The P dependence of $D(E_F)$ originates only from that of a^2 . According to X-ray analyses up to 1 GPa¹³, the lattice constant (a) shrinks linearly with increasing pressure. The lattice constant also shrinks for S substitution: 30% S-substitution is equivalent to a pressure application of 1 GPa. Therefore, the discrepancy in a between pure FeSe and 12% S-substituted FeSe is trivial. We use a for pure FeSe because a for 12% S-substituted FeSe is not available at present. In addition, the data above 1 GPa is not available at present, and instead we adopted the extrapolation of the data below 1 GPa. The values of a^2 and K_{spin}/a^2 normalized by those at ambient pressure are shown in Fig. 3d. The normalized K_{spin}/a^2 is a quantity compared with the theoretical results shown in Fig. 1b. The step-like enhancement at 1 GPa reaches 10% of K_{spin}/a^2 at ambient pressure, which is consistent with the theoretical calculation of the total DOS shown in Fig. 1b. The enhancement of K_{spin}/a^2 seems to be smaller than that shown in Fig. 1b, implying that the size of the hole pocket at the point M is fairly small, as described later. We determined K_{spin} at low pressures below 1 GPa, assuming that K_{orb} is estimated to be $\sim 0.26\%$. However, at high pressures such as 2 or 3 GPa, the determination of K_{spin} is very difficult because the data of $\chi(0)$ under pressure are not available. The assumption of $K_{\text{orb}} \sim 0.26\%$ leads to an unrealistic result, namely, K_{spin} or the DOS at high pressures becomes lower than that at ambient pressure. To overcome this difficulty, we focus on a remarkable drop in K_{spin} below T_c at 2 and 3 GPa (see Fig. 3a). The apparent drop at 2 and 3 GPa originates from K_{spin} , indicating that T -independent K_{orb} decreases at high pressures. Therefore, we assumed that the decrease in K_{orb} at high pressures is equivalent to the drop in K_{spin} below T_c . In Fig. 3d, we estimated the decrease in K_{orb} to be 0.005 and 0.01 % for 2 and 3 GPa, respectively, from the drop in K_{spin} below T_c .

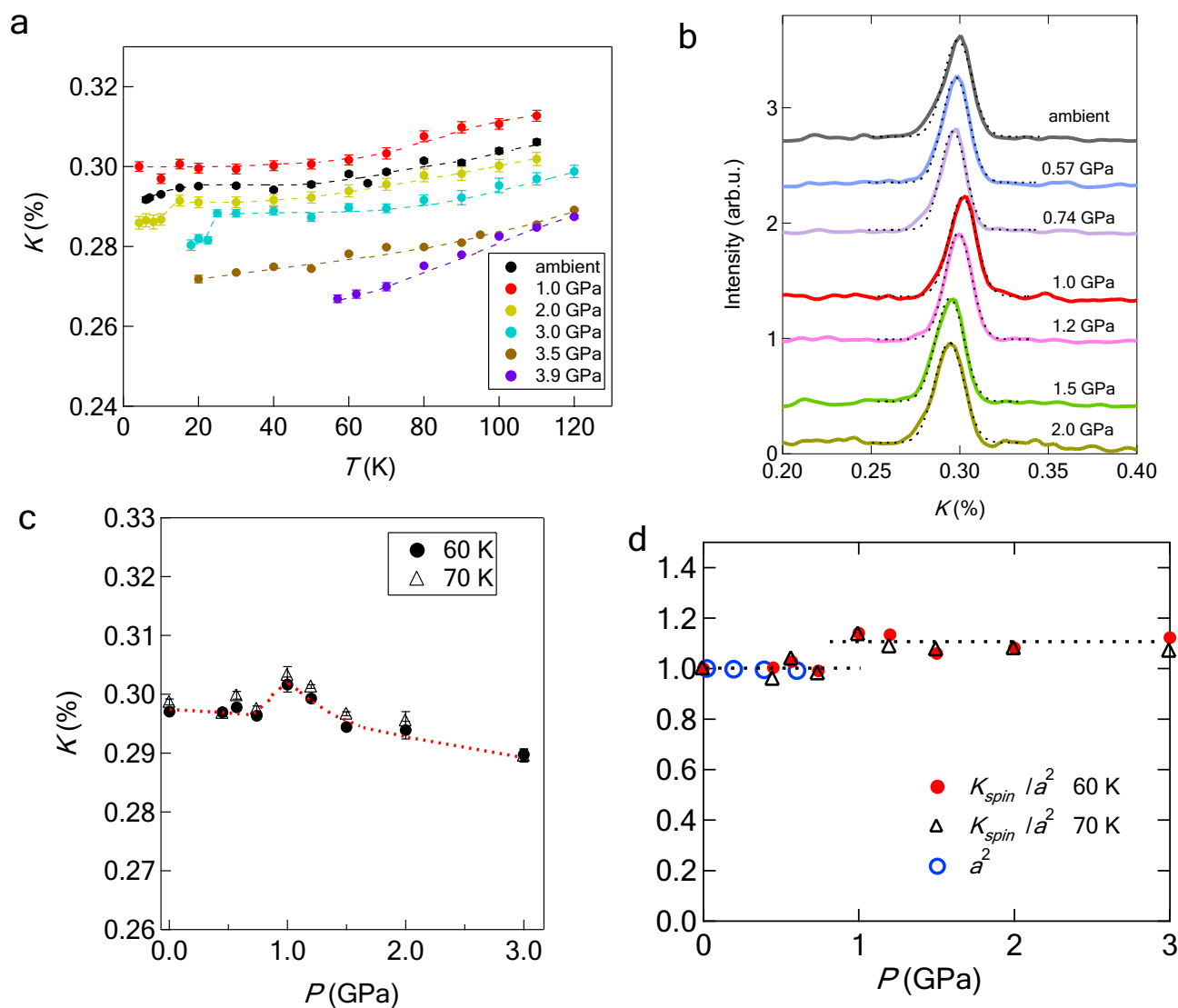


Figure 3. ^{77}Se -Knight shift for 12% S-substituted FeSe. **(a)** Temperature dependence of Knight shift (K) at several pressures. The Knight shift below 3 GPa²⁰ reflects the density of states (DOS) at low temperatures. The decrease in K due to superconductivity is clearly observed at 2 or 3 GPa. **(b)** Pressure dependence of the NMR spectra at 60 K. Each spectrum is fitted with a Gaussian function, as indicated by dotted curves. **(c)** Pressure dependence of K measured at 60 and 70 K. The dotted curves are guides to the eye. **(d)** Pressure dependence of the square of the a -axis lattice constant (a^2) and K_{spin}/a^2 normalized by those at ambient pressure. The dashed lines represent the average of K_{spin}/a^2 at pressure regions below and above 1 GPa.

The step-like enhancement is theoretically explained by the hole pocket at (π, π) appearing across the Fermi level owing to the lift of the d_{xy} orbital (see Fig. 1a). Assuming that $a=1$, the P dependence of the DOS for each orbital was calculated for 10% S-substituted FeSe (Fig. 1b). The DOS was calculated using the TB models constructed from first-principles calculations based on the crystal structure. We denote the Hamiltonian for $\text{FeS}_x\text{Se}_{1-x}$ at pressure P (GPa) as $H_x^{(0)}(P)$. The model Hamiltonian used for these calculations is expressed as

$$H(P) = H_{0,1}^{(0)}(0) + \Delta H(P) + \Delta E \quad (4)$$

where ΔE is the correction term added to fit the real size of the Fermi surfaces observed experimentally from ARPES and dHvA quantum oscillation^{5–10}. Given that $\Delta H(P) \equiv H_{0,1}^{(0)}(P) - H_{0,1}^{(0)}(0)$ changes linearly in the pressure range of 0–4 GPa and is insensitive to the concentration x , $H_{0,1}^{(0)}(P) \simeq H_0^{(0)}(P)$, $\Delta H(P)$ is expressed as

$$\Delta H(P) \simeq \frac{P}{4}(H_0^{(0)}(4) - H_0^{(0)}(0)). \quad (5)$$

The DOS enhancement appears at around 1.5 GPa, which is consistent with the experimental results of K shown in Fig. 2d.

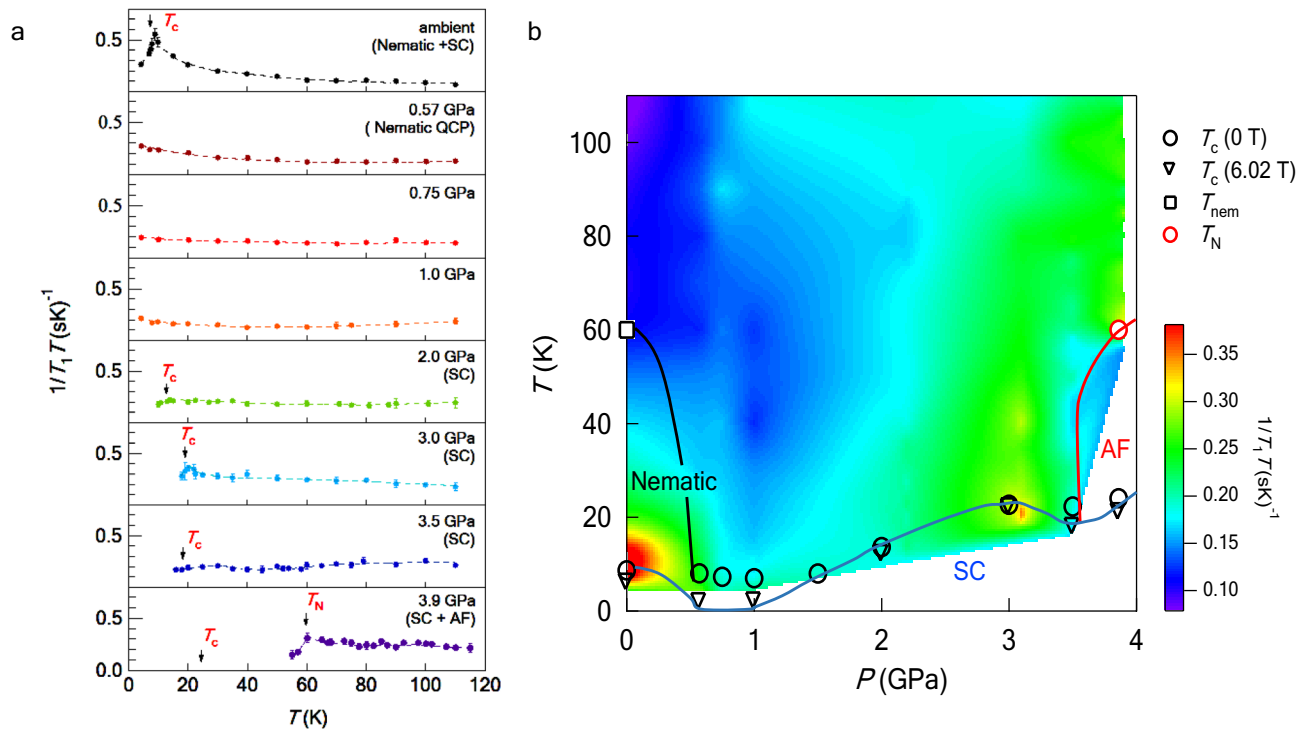


Figure 4. T dependence of $1/T_1T$ of ^{77}Se measured at 6.02 T and color plot of $1/T_1T$. **(a)** The data at ambient pressure, 1.0, 2.0, and 3.0 GPa were published in an early work²⁰. T_c s shown by arrows are determined from AC susceptibility measurements at 6.02 T. Both nematic and superconducting (SC) orders are absent at 1.0 GPa. **(b)** The SC phase shows a double-dome structure at 6.02 T. T_c s shown by circles and inverted triangles are determined from AC susceptibility measurements at 0 T and 6.02 T, respectively. T_c s shown by inverted triangles are the same as those shown by arrows in (a).

The DOS enhancement can affect low-energy magnetic fluctuations obtained from the relaxation rates divided by temperature, $1/T_1T$, as the nesting condition between Fermi surfaces changes. Figure 4a shows the T dependence of $1/T_1T$ at several pressures. T_c s shown by arrows were determined from the AC susceptibility measurements at 6.02 T [Supplemental material]. When the wave vector (q)-dependence of the hyperfine interaction is neglected, $1/T_1T$ is expressed as follows:

$$\frac{1}{T_1T} \propto \sum_q \frac{\text{Im}\chi(q, \omega)}{\omega} \quad (6)$$

where ω and $\chi(q, \omega)$ represent the NMR frequency and the dynamical spin susceptibility, respectively. Below T_c , the signal intensity became extremely small, and thus, we could not detect signals below 10 K at 2.0 GPa and 15 K at 3.0 GPa, respectively. At ambient pressure, $1/T_1T$ shows Curie–Weiss-like behavior in the nematic phase, indicating the development of AF fluctuations^{25,26}.

$$\frac{1}{T_1T} \sim a + \frac{b}{T - \theta} \quad (7)$$

where a and b are independent of T . θ is estimated to be almost zero at ambient pressure. However, the Curie–Weiss behavior is strongly suppressed even at 0.57 GPa. Although the Curie–Weiss behavior is not clearly observed at pressures between 2 and 3.5 GPa, an anomaly of $1/T_1T$ is observed at around T_c . In this pressure regime, T_c at 6.02 T gradually recovers with increasing pressure. The data at 3.9 GPa are completely different from those at 2.0 and 3.0 GPa in that the anomaly occurs not at T_c but at T_N . The data series in Fig. 4a is presented as a color plot in Fig. 4b. As shown in Fig. 4b, different types of AF fluctuations are observed in the P - T phase diagram, indicating that the origins of the AF fluctuations are different between the lower and higher pressure regimes. This result indicates a change in the nesting condition and confirms the theoretically predicted pressure-induced Lifshitz transition.

The results of K and $1/T_1T$ show that the DOS and the AF fluctuations change at around 1 GPa, respectively. Interestingly, the AF fluctuations, which are unambiguous in the low-pressure regime where the nematic order occurs, unexpectedly become ambiguous in the high-pressure regime despite the AF phase boundary. In general, the Curie–Weiss behavior should be clearly observed near the AF phase boundary. Therefore, ambiguous AF fluctuations at high pressures are extremely rare compared to those of conventional AF magnets. This peculiarity

arises because the nesting condition is not optimal, which implies that the d_{xy} hole pocket is fairly small. Such a small hole pocket is consistent with the small increase in the DOS at 1 GPa.

Another peculiar phenomenon is the loss of the NMR signal at low temperatures in the high-pressure regime above 1 GPa. This peculiarity can be attributed to the close relationship between the nematic and AF orders²¹. Nematic and/or AF states can appear at any pressure. Thus, a short-range AF order can develop even in the absence of a long-range AF order. A short-range AF order would make the NMR signal very weak and undetectable at low T below T_c . A long-range AF order at pressures above 3.9 GPa can develop together with a finite order parameter from the short-range AF order.

We demonstrated the strong suppression of $1/T_1T$ under pressure. A similar suppression is also observed by isovalent S substitution²⁷, despite the fact that the Fermi surfaces become larger and the nesting condition becomes better with increasing S concentration^{28–30}. S substitution would have the same effect as the application of pressure, because the atomic radius of S is smaller than that of Se. However, the chalcogen height decreases with increasing S concentration, in contrast to the application of pressure¹³. For the heavily S-substituted regime over 20%, where the BCS-BEC crossover has been suggested^{31–35}, the Curie–Weiss behavior of $1/T_1T$ is strongly suppressed, similar to $1/T_1T$ for 12% S-substituted FeSe at 1 GPa. Although the strong suppression of the Curie–Weiss behavior is common, it is not clear whether the present high-pressure regime is smoothly linked with the heavily S-substituted regime. To solve this problem, further investigation is needed.

In conclusion, we performed ^{77}Se -NMR measurements on 12% S-substituted FeSe under pressures of up to 3.9 GPa. We observed the anomalies of K and $1/T_1T$ corresponding to the theoretically predicted pressure-induced Lifshitz transition. These results indicate that nematicity and magnetism exhibit cooperative coupling. The AF fluctuation unambiguously develops in the nematic phase as the Curie–Weiss behavior of $1/T_1T$ in the low-pressure regime below 1 GPa. In contrast, in the high-pressure regime between 1 and 3.9 GPa where the nematic order is absent, the AF fluctuation is strongly suppressed. Further, a high T_c is realized in a pressure regime where the nematic order is absent and the correlated AF fluctuation is fairly weak. The emergence of the d_{xy} orbital and its intra-orbital coupling play a key role for the high- T_c superconductivity.

Methods

We performed ^{77}Se -NMR measurements at 6.02 T using a single crystal of 12% S-substituted FeSe with dimensions of approximately $1.0\text{mm} \times 1.0\text{mm} \times 0.5\text{mm}$. We applied a magnetic field parallel to the FeSe planes to suppress the decrease in T_c . We applied a pressure up to 3.9 GPa using a NiCrAl piston-cylinder-type pressure cell. The highest pressure attainable by clamping this pressure cell is 3.7 GPa because a decrease of 10% in pressure is inevitable after releasing a load. To attain a pressure of 3.9 GPa, we maintained a constant load by employing an oil press mounted on top of the cryostat³⁶. We performed pulsed-NMR measurements using a conventional spectrometer and measured the relaxation time (T_1) via the saturation-recovery method.

Data availability

Data are available from the corresponding author upon reasonable request.

Received: 4 June 2021; Accepted: 4 August 2021

Published online: 26 August 2021

References

- Shibauchi, T., Hanaguri, T. & Matsuda, Y. Exotic superconducting states in FeSe-based materials. *J. Phys. Soc. Jpn.* **89**, 102002 (2020).
- Fernandes, R. M., Chubukov, A. V. & Schmalian, J. What drives nematic order in iron-based superconductors?. *Nat. Phys.* **10**, 97 (2014).
- Shimajima, T. *et al.* Lifting of xz/yz orbital degeneracy at the structural transition in detwinned FeSe. *Phys. Rev. B* **90**, 121111(R) (2014).
- Shimajima, T. *et al.* Ultrafast nematic-orbital excitation in FeSe. *Nat. Commun.* **10**, 1946 (2019).
- Watson, M. D. *et al.* Emergence of the nematic electronic state in FeSe. *Phys. Rev. B* **91**, 155106 (2015).
- Watson, M. D., Haghighirad, A. A., Rhodes, L. C., Hoesch, M. & Kim, T. K. Electronic anisotropies revealed by detwinned angle-resolved photo-emission spectroscopy measurements of FeSe. *New J. Phys.* **19**, 103021 (2017).
- Kushnirenko, Y. S. *et al.* Three-dimensional superconducting gap in FeSe from angle-resolved photoemission spectroscopy. *Phys. Rev. B* **97**, 180501(R) (2018).
- Coldea, A. I. & Watson, M. D. The key ingredients of the electronic structure of FeSe. *Annu. Rev. Condens. Matter Phys.* **9**, 125 (2018).
- Skornyakov, S. L., Anisimov, V. I., Vollhardt, D. & Leonov, I. Correlation strength, lifshitz transition, and the emergence of a two-dimensional to three-dimensional crossover in FeSe under pressure. *Phys. Rev. B* **97**, 115165 (2018).
- Fanfarillo, L., Benfatto, L. & Valenzuela, B. Orbital mismatch boosting nematic instability in iron-based superconductors. *Phys. Rev. B* **97**, 121109 (2018).
- Sprau, P. O. *et al.* Discovery of orbital-selective cooper pairing in FeSe. *Science* **357**, 75 (2018).
- Sun, J. P. *et al.* Dome-shaped magnetic order competing with high-temperature superconductivity at high pressures in FeSe. *Nat. Commun.* **7**, 12146 (2016).
- Matsuura, K. *et al.* Maximizing by tuning nematicity and magnetism in $\text{FeSe}_{1-x}\text{S}_x$ superconductors. *Nat. Commun.* **8**, 1143 (2017).
- Xiang, L. *et al.* Dome of magnetic order inside the nematic phase of sulfur-substituted fese under pressure. *Phys. Rev. B* **96**, 024511 (2017).
- Holenstein, S. *et al.* Dome of magnetic order inside the nematic phase of sulfur-substituted fese under pressure. *Phys. Rev. Lett.* **123**, 147001 (2019).
- Sun, J. P. *et al.* High- T_c superconductivity in fese at high pressure: Dominant hole carriers and enhanced spin fluctuations. *Phys. Rev. Lett.* **118**, 147004 (2017).
- Reiss, P. *et al.* Quenched nematic criticality and two superconducting domes in an iron-based superconductor. *Nat. Phys.* **16**, 89 (2019).

18. Wang, P. S. *et al.* Pressure induced stripe-order antiferromagnetism and first-order phase transition in FeSe. *Phys. Rev. Lett.* **117**, 237001 (2016).
19. Wiecki, P. *et al.* NMR evidence for static local nematicity and its cooperative interplay with low-energy magnetic fluctuations in FeSe under pressure. *Phys. Rev. B* **96**, 180502 (2017).
20. Kuwayama, T. *et al.* 77Se-NMR study under pressure on 12-S doped FeSe. *J. Phys. Soc. Jpn.* **88**, 033703 (2019).
21. Yamakawa, Y. & Kontani, H. Nematicity, magnetism, and superconductivity in FeSe under pressure: Unified explanation based on the self-consistent vertex correction theory. *Phys. Rev. B* **96**, 144509 (2017).
22. Baek, S. H. *et al.* Orbital-driven nematicity in FeSe. *Nat. Mater.* **14**, 210 (2015).
23. Wang, P. S. *et al.* Robust short-range-ordered nematicity in FeSe evidenced by high-pressure NMR. *Phys. Rev. B* **96**, 094528 (2017).
24. Li, J. *et al.* Spin-orbital-intertwined nematic state in FeSe. *Phys. Rev. X* **10**, 011034 (2020).
25. Moriya, T. & Kawabata, A. Effect of spin fluctuations on itinerant electron ferromagnetism. *J. Phys. Soc. Jpn.* **34**, 639 (1973).
26. Moriya, T. & Ueda, K. Nuclear magnetic relaxation in weakly ferro- and antiferromagnetic metals. *Solid State Commun.* **15**, 169 (1974).
27. Wiecki, P. *et al.* Persistent correlation between superconductivity and antiferromagnetic fluctuations near a nematic quantum critical point in FeSe_{1-x}S_x. *Phys. Rev. B* **98**, 020507 (2018).
28. Coldea, A. I. *et al.* Evolution of the low-temperature fermi surface of superconducting FeSe_{1-x}S_x across a nematic phase transition. *Npj Quantum Mater.* **4**, 2 (2019).
29. Watson, M. D. *et al.* Suppression of orbital ordering by chemical pressure in FeSe_{1-x}S_x. *Phys. Rev. B* **92**, 121108 (2015).
30. Reiss, P. *et al.* Suppression of electronic correlations by chemical pressure from fese to fes. *Phys. Rev. B* **12**, 121103(R) (2017).
31. Kasahara, S. *et al.* Field-induced superconducting phase of FeSe in the BCS-BEC cross-over. *Proc. Natl. Acad. Sci.* **111**, 16309 (2014).
32. Hosoi, S. *et al.* Nematic quantum critical point without magnetism in FeSe_{1-x}S_x superconductors. *Proc. Natl. Acad. Sci.* **113**, 8139 (2016).
33. Sato, Y. *et al.* Abrupt change of the superconducting gap structure at the nematic critical point in FeSe_{1-x}S_x. *Proc. Natl. Acad. Sci.* **115**, 1227 (2017).
34. Hanaguri, T. *et al.* Two distinct superconducting pairing states divided by the nematic end point in FeSe_{1-x}S_x. *Sci. Adv.* **4**, 6419 (2017).
35. Hanaguri, T. *et al.* Quantum vortex core and missing pseudogap in the multiband BCS-BEC crossover superconductor FeSe. *Phys. Rev. Lett.* **122**, 077001 (2019).
36. Fujiwara, N., Matsumoto, T., Nakazawab, K., Hisada, A. & Uwatoko, Y. Fabrication and efficiency evaluation of a hybrid nical pressure cell up to 4gpa. *Rev. Sci. Instrum.* **78**, 073905 (2007).

Acknowledgements

The present work was supported by Grants-in-Aid for Scientific Research (KAKENHI Grant No. JP18H01181) and a grant from the Mitsubishi Foundation. This work was partly supported by Grants-in-Aid for Scientific Research (KAKENHI Grant Nos. JP18H05227, JP19H00648, and JP18K13492) and by Innovative Areas "Quantum Liquid Crystals" (No. JP19H05824) from the Japan Society for the Promotion of Science.

Author contributions

N. F. designed the NMR experiments. T. K. carried out the NMR measurements under the instruction of N. F. K. M., Y. M., S. K., Y. M., and T. S. synthesized the samples and performed the chemical analysis of the samples. J. G. measured the magnetization at ambient pressure to decompose the Knight shift to the orbital and spin parts. Y. Y. and H. K. calculated the DOS. The high-pressure technique under a constant load was designed by Y. U.

Competing interests

The authors declare no competing interests.

Additional information

Supplementary Information The online version contains supplementary material available at <https://doi.org/10.1038/s41598-021-96277-9>.

Correspondence and requests for materials should be addressed to N.F.

Reprints and permissions information is available at www.nature.com/reprints.

Publisher's note Springer Nature remains neutral with regard to jurisdictional claims in published maps and institutional affiliations.



Open Access This article is licensed under a Creative Commons Attribution 4.0 International License, which permits use, sharing, adaptation, distribution and reproduction in any medium or format, as long as you give appropriate credit to the original author(s) and the source, provide a link to the Creative Commons licence, and indicate if changes were made. The images or other third party material in this article are included in the article's Creative Commons licence, unless indicated otherwise in a credit line to the material. If material is not included in the article's Creative Commons licence and your intended use is not permitted by statutory regulation or exceeds the permitted use, you will need to obtain permission directly from the copyright holder. To view a copy of this licence, visit <http://creativecommons.org/licenses/by/4.0/>.

© The Author(s) 2021