

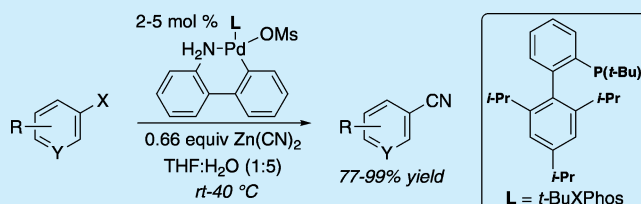
Mild Palladium-Catalyzed Cyanation of (Hetero)aryl Halides and Triflates in Aqueous Media

Daniel T. Cohen and Stephen L. Buchwald*

Department of Chemistry, Massachusetts Institute of Technology, Cambridge, Massachusetts 02139, United States

S Supporting Information

ABSTRACT: A mild, efficient, and low-temperature palladium-catalyzed cyanation of (hetero)aryl halides and triflates is reported. Previous palladium-catalyzed cyanations of (hetero)aryl halides have required higher temperatures to achieve good catalytic activity. This current reaction allows the cyanation of a general scope of (hetero)aryl halides and triflates at 2–5 mol % catalyst loadings with temperatures ranging from rt to 40 °C. This mild method was applied to the synthesis of lersivirine, a reverse transcriptase inhibitor.



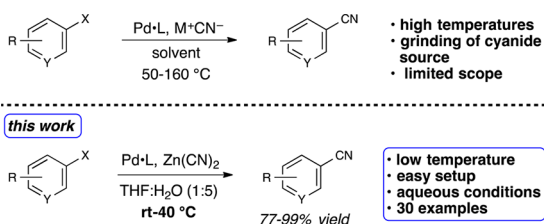
The nitrile functional group is prevalent in organic materials,¹ polymers,² dyes,³ pesticides,⁴ natural products,⁵ and pharmaceuticals.⁶ The compact nature of the nitrile moiety, as well as its hydrogen bond accepting ability, metabolic stability *in vivo* studies, and use as a hydroxyl or carboxyl isostere has made it an important functional group in medicinal chemistry research.⁷ Currently, there are over 30 approved drugs along with 20 additional leads in late-stage clinical trials that possess one or more nitrile substituents. These nitrile-containing bioactive molecules have been shown to treat a broad spectrum of ailments, such as depression, breast cancer, anti-HIV, and Parkinson's disease.⁶ Nitriles are also an excellent synthetic handle to install a variety of functional groups such as amides, ketones, amines, and alcohols.

Palladium-catalyzed cross coupling of aryl halides and metallo-nucleophiles have seen tremendous advances over the last 30 years.⁸ In 1973, Takagi and co-workers reported the first palladium-catalyzed cyanation of aryl halides and KCN.⁹ This report included only a few substrates, and high temperatures (140 °C) were needed to achieve high conversion.¹⁰ Since this seminal report, there have been numerous advances by Beller,¹¹ Grushin,¹² our group,¹³ and others¹⁴ (Scheme 1, top). An interesting study by Grushin elucidated the challenges associated with the catalytic palladium cyanation of aryl halides.^{12a} The high binding affinity and π -accepting nature of cyanide make it an

excellent ligand for palladium. Therefore, complete solubilization of the nucleophilic cyanide source leads to rapid ligand displacement to form inactive off-cycle species, thus inhibiting product formation. Many have circumvented these undesired pathways by using biphasic solvent mixtures or solvents in which the cyanide source is sparingly soluble in the reaction mixture.^{11c,12c,13,14c,d} These approaches have led to improvements in the palladium-catalyzed cyanation both in terms of substrate scope and reproducibility.¹⁵ However, these methods usually require grinding of the cyanide source to maintain a uniform particle size and high reaction temperatures (50–80 °C) to facilitate efficient and reproducible reactions for aryl and heteroaryl substrates.¹⁶ Previous stoichiometric studies in the palladium-catalyzed cyanation have shown that the oxidative addition, transmetalation, and reductive elimination steps occur at or below 40 °C.^{13,17} Despite these findings a substoichiometric method for a general room temperature palladium-catalyzed cyanation has not been reported.¹⁸ A mild palladium-catalyzed cyanation would allow safer reaction conditions, cleaner reaction profiles, and an expanded substrate scope. In this study, we disclose a general and efficient low temperature (rt to 40 °C) palladium-catalyzed cross coupling of (hetero)aryl halides and triflates with Zn(CN)₂ in aqueous media (Scheme 1, bottom).¹⁹ This reaction does not require vigorous drying of the glassware or grinding of the Zn(CN)₂ and is amenable to a broad range of aryl halides/triflates, five- and six-membered heterocycles, and natural product derivatives. This method was directly utilized for the late-stage cyanation and synthesis of the non-nucleoside reverse transcriptase inhibitor, lersivirine.²⁰

We began the examination of this room-temperature palladium-catalyzed cyanation by using our third-generation palladacycle precatalyst (P1–P3; Scheme 2) as the palladium source.²¹ Our initial experiments focused on the cyanation of

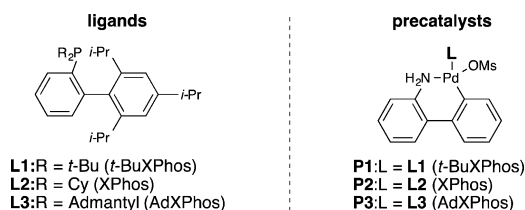
Scheme 1. Palladium-Catalyzed Cyanation of (Hetero)aryl Halides



Received: November 6, 2014

Published: January 2, 2015

Scheme 2. Ligand and Palladium Precatalysts



ethyl 4-chlorobenzoate (**2a**) with $\text{Zn}(\text{CN})_2$ (Table 1). We chose zinc cyanide as the nucleophile since it is commercially available, inexpensive, and significantly less toxic than the representative potassium and sodium salts. A preliminary solvent screen showed that only when conducting the reaction in THF was there any appreciable amount of product.

Investigation of a qualified catalytic base to activate the precatalysts showed that as the pK_a of the base increased, the corresponding conversion to the aryl nitrile decreased (entries 1–5), with potassium *tert*-butoxide resulting in no conversion (entry 6). Examination of this reaction in the absence of base resulted in the highest level of conversion (entry 7). Presumably, cyanide acts as the ideal base to activate the precatalyst to form the $\text{Pd}(0)\text{-L}$ species. Exploration of other precatalysts with different ligands did not provide any higher levels of conversion.²² To improve the rate of transmetalation of cyanide we examined a $\text{H}_2\text{O}/\text{THF}$ solvent mixture. The assumption was that the $\text{Zn}(\text{CN})_2$ would be solubilized in the aqueous phase and a slow diffusion of the cyanide to the organic phase would allow a moderate rate of transmetalation without deactivation of the palladium catalyst. Ranges of different ratios of $\text{H}_2\text{O}/\text{THF}$ mixtures were surveyed (entry 8–14). Higher levels of conversion were observed when the percentage of water in the $\text{THF}/\text{H}_2\text{O}$ mixture was increased. It was eventually determined that 5:1 $\text{H}_2\text{O}/\text{THF}$ solvent allowed full conversion of aryl chloride **2a** and an 89% isolated yield of nitrile **3a** (entry 12). Further exploration of the reaction revealed that running this reaction with just precatalyst **P1** and no additional ligand furnished nitrile **3a** in 93% isolated yield (entry 15). It is interesting to point out that the substitution on the phosphine was key for the overall conversion. Evaluation of the smaller dicyclohexyl- or larger adamantyl-XPhos ligand systems resulted in no reaction (entries 16 and 17). We hypothesize that the steric environment of the *tert*-butyl phosphine prevents displacement of the ligand by cyanide during the course of the reaction, thus allowing efficient cross-coupling without poisoning of the palladium catalyst.

With the optimized reaction conditions in hand, we explored the substrate scope for this palladium-catalyzed cyanation (Scheme 3).²³ Aryl bromides with electron-withdrawing substitution were first examined. Aldehyde (**3b**), ketone (**3c**), and nitrile (**3d**) functional groups were readily tolerated on the aryl halide. No benzoin products were observed with the *p*-aldehyde substrate (**3b**), even though cyanide is known to catalyze the benzoin reaction. Use of 2-fluoro-4-nitrobromobenzene furnished only the mononitrile compound (**3e**), implying that nucleophilic aromatic substitution is not a dominant pathway in this protocol at 40 °C.

We next surveyed aryl bromides with electron-donating functional groups. Methoxy (**3f** and **3h**) and dioxolane (**3i**) substitution was accommodated, providing the corresponding nitriles in excellent yields ($\geq 95\%$ yield). Dioxolane **3i** is an aromatic nitrile that has reported micromolar ED_{50} values for

Table 1. Optimization of Reaction Conditions^a

entry	base	solvent	conversion ^b (%)
1	KOAc	THF	17
2	Cs_2CO_3	THF	6
3	Et_3N	THF	4
4	DBU	THF	3
5	K_3PO_4	THF	7
6	KO- <i>t</i> -Bu	THF	0
7	none	THF	23
8	none	H_2O	26
9	none	$\text{THF}/\text{H}_2\text{O}$ (1:1)	60
10	none	$\text{THF}/\text{H}_2\text{O}$ (4:1)	11
11	none	$\text{THF}/\text{H}_2\text{O}$ (1:4)	60
12	none	$\text{THF}/\text{H}_2\text{O}$ (1:5)	100 (89)
13	none	$\text{THF}/\text{H}_2\text{O}$ (1:6)	82
14	none	$\text{THF}/\text{H}_2\text{O}$ (1:9)	39
15 ^c	none	$\text{THF}/\text{H}_2\text{O}$ (1:5)	100 (93)
16 ^d	none	$\text{THF}/\text{H}_2\text{O}$ (1:5)	0
17 ^e	none	$\text{THF}/\text{H}_2\text{O}$ (1:5)	0

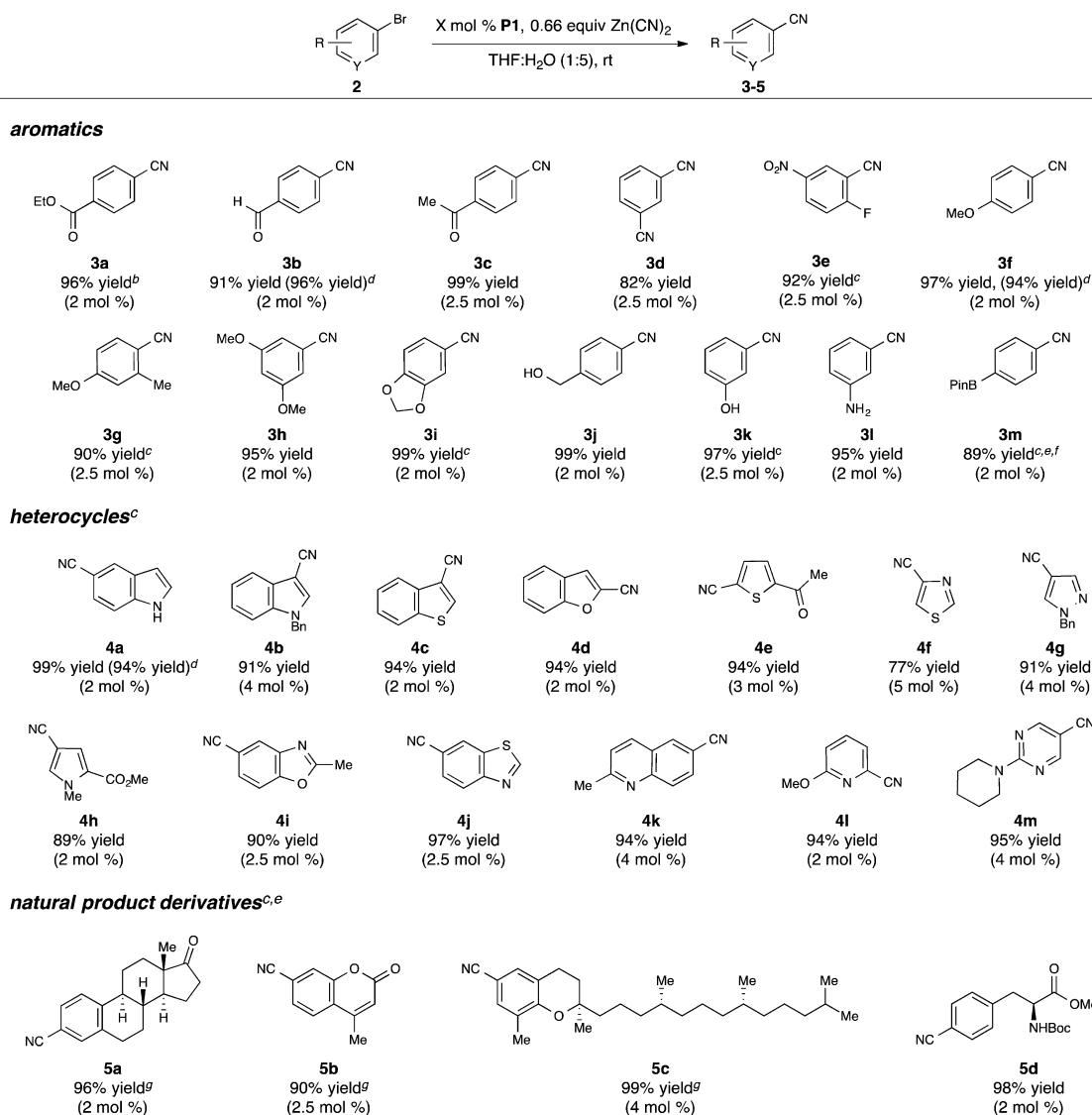
^aReaction conditions: ethyl 4-chlorobenzoate (0.2 mmol), $\text{Zn}(\text{CN})_2$ (0.66 equiv), **P1** (0.004 mmol), **L1** (0.004 mmol), base (0.02 mmol), solvent (1 mL). ^bPercent conversion determined by ^1H NMR (500 MHz) with $\text{Cl}_2\text{CHCHCl}_2$ as an internal standard. Isolated yield in parentheses. ^cReaction run without additional 2 mol % of **L1** and at (1.0 mmol scale). ^dReaction run with **P2** as the catalyst. ^eReaction run with **P3** as the catalyst.

treatment against *Ermatothogoides farinae*, *Dermatophagoides pteronyssinus*, and *Tyrophagus putrescentiae*.⁴ *Ortho*-substitution (**3g**) was tolerated, although the reaction needed to be heated at 40 °C for optimal efficiency. Additionally, this method exhibits a high compatibility for substrates bearing free N–H and O–H functional groups, such as benzylic alcohol (**3j**), phenol (**3k**), and aniline (**3l**) moieties. Lastly, this protocol was compatible with a boronate ester (**3m**), with homocoupling not observed.

We then turned our attention toward the cyanation of heteroaryl bromides. Our method was found to be applicable toward a wide range of five- and six-membered heterocycles. The cyanation of five-membered heterocycles such as indoles (**4a** + **4b**), benzothiophene (**4c**), benzofuran (**4d**), thiophene (**4e**), unprotected thiazole (**4f**), pyrazole (**4g**), and pyrrole (**4h**) proceeded in excellent efficiency. Additionally, benzoxazole (**4i**), and unprotected benzothiazole (**4j**) furnished the corresponding aryl nitrile in excellent yield. Six-membered heterocycles, such as quinoline (**4k**), pyridine (**4l**), and pyrimidine (**4m**), also furnished the corresponding nitrile in excellent yield.

To demonstrate the robustness and generality of this method we then explored the cyanation of natural product derivatives. Cyanation of estrone, coumarin, and δ -tocopherol triflates furnished the corresponding cyanoaryl natural products in high yield (**5a**, **5b**, and **5c** respectively). The cross-coupling of Boc-protected 4-bromophenylalanine provided the nitrile derivative (**5d**) without removal of the protecting group or epimerization of the stereocenter.²¹

For this protocol to have direct application in pharmaceutical research, we need to demonstrate that these high yields can be reproduced at larger scale. With this aspect in mind, we examined the 10 mmol reaction for the cyanation of 4-bromobenzaldehyde, 4-bromoanisole, and unprotected 5-bromoindole. The corre-

Scheme 3. Palladium-Catalyzed Cyanation Scope^a

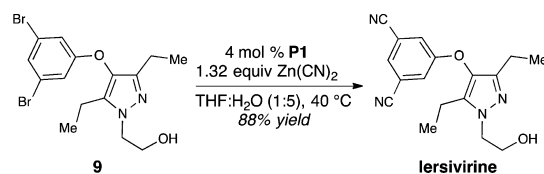
^aIsolated yields (average of two runs) are shown. Reaction conditions: aryl halide (1.0 mmol), ZnCN₂ (0.66 equiv), P1 (0.02–0.05 mmol), THF/H₂O [(1:5), 3.00 mL], 18 h. ^bThe corresponding aryl chloride was used as the starting material. ^cReactions were run at 40 °C. ^dReaction run on a 10.0 mmol scale of the aryl bromide. ^eReaction run on a 0.5 mmol scale of aryl bromide (triflate) at 0.2 M concentration. ^fIsolated as the BF₃K salt; yield is over the two steps. ^gThe corresponding aryl triflate was used as the starting material.

sponding nitriles (3b, 3f, and 4a respectively) were isolated in comparable yields without significant modification to the reaction conditions.²⁴

To demonstrate the practicality and robustness of this method we applied this developed method toward the late-stage cyanation of a non-nucleoside reverse transcriptase inhibitor, lersivirine (Scheme 4).²⁰ Reverse transcriptase inhibitors are an important class of antiretroviral drugs used in the treatment of HIV and other retroviruses.²⁵ Previous approaches to the synthesis of lersivirine involved the installation of the nitriles before the formation of the pyrazole. By using our procedure we were able to achieve the double cyanation of pyrazole 9 and formation of lersivirine in 88% yield at 40 °C.

The relative rate for this room-temperature palladium-catalyzed cyanation was shown to follow the general trend reported by Hartwig,¹⁷ in which aryl bromides with *para* electron-withdrawing substituents reacted at a slower rate than aryl rings with electron-donating substitution. This is consistent with the

Scheme 4. Synthesis of Reverse Transcriptase Inhibitor Lersivirine



notion that the rate-determining step for this cyanation is the reductive elimination.

In conclusion, we have developed a mild and practical palladium-catalyzed cyanation of (hetero)aryl halides and triflates. Previous reports have required higher temperatures and harsher conditions to achieve good catalytic activity for (hetero)aryl halides and triflates. To date, this method requires the lowest reported temperature to achieve a general catalytic palladium cyanation for hetero(aryl) bromides and triflates,

including five-membered heterocycles. This reaction does not require grinding of the cyanide source, is run under aqueous conditions, and is easily set up. Finally, the utility of this cyanation was demonstrated by late-stage cyanation and synthesis of lersivirine. We anticipate that this palladium-catalyzed cyanation will be readily integrated into the fields of pharmaceutical and academic research.

■ ASSOCIATED CONTENT

■ Supporting Information

Experimental procedures, characterization, and spectral data. This material is available free of charge via the Internet at <http://pubs.acs.org>.

■ AUTHOR INFORMATION

Corresponding Author

*E-mail: sbuchwal@mit.edu.

Notes

The authors declare the following competing financial interest(s): MIT holds or has filed patents on some of the ligands and precatalysts used in this work, for which S.L.B. receives royalty payments.

■ ACKNOWLEDGMENTS

Financial support for this project was provided by the National Institutes of Health under award nos. GM46059 (S.L.B.) and GM108294 (D.T.C.). Ryan S. Shinabery (MIT) is thanked for the synthesis of precatalysts P1 and P2. We thank Dr. Michael Pirnot (MIT) and Dr. Yiming Wang (MIT) for help with the preparation of this manuscript. The content is solely the responsibility of the authors and does not necessarily represent the official views of the National Institutes of Health.

■ REFERENCES

- (1) Höller, C. J.; Müller-Buschbaum, K. *Inorg. Chem.* **2008**, *47*, 10141–10149.
- (2) Goujon, L. J.; Khaldi, A.; Maziz, A.; Plesse, C.; Nguyen, G. T. M.; Aubert, P.-H.; Vidal, F.; Chevrot, C.; Teyssié, D. *Macromolecules* **2011**, *44*, 9683–9691.
- (3) An, M.; Sarker, A. K.; Jung, D. C.; Hong, J. D. B. *Korean Chem. Soc.* **2011**, *32*, 2083–2086.
- (4) Song, H. Y.; Yang, J. Y.; Suh, J. W.; Lee, H. S. *J. Agric. Food Chem.* **2011**, *59*, 7759–7764.
- (5) Fleming, F. *Nat. Prod. Rep.* **1999**, *16*, 597–606.
- (6) Fleming, F. F.; Yao, L.; Ravikumar, P. C.; Funk, L.; Shook, B. C. *J. Med. Chem.* **2010**, *53*, 7902–7917.
- (7) (a) Patterson, A. W.; Wood, W. J. L.; Hornsby, M.; Lesley, S.; Spraggon, G.; Ellman, J. A. *J. Med. Chem.* **2006**, *49*, 6298–6307. (b) Boyd, M. J.; Crane, S. N.; Robichaud, J.; Scheigetz, J.; Black, W. C.; Chauret, N.; Wang, Q.; Massé, F.; Oballa, R. M. *Bioorg. Med. Chem. Lett.* **2009**, *19*, 675–679.
- (8) (a) Miyaura, N.; Suzuki, A. *Chem. Rev.* **1995**, *95*, 2457–2483. (b) Bellina, F.; Carpita, A.; Rossi, R. *Synthesis* **2004**, *2004*, 2419–2440. (c) Negishi, E.; Hu, Q.; Huang, Z. H.; Qian, M. X.; Wang, G. W. *Aldrichimica Acta* **2005**, *38*, 71–88. (d) Martin, R.; Buchwald, S. L. *Acc. Chem. Res.* **2008**, *41*, 1461–1473. (e) Johansson Seechurn, C. C. C.; Kitching, M. O.; Colacot, T. J.; Snieckus, V. *Angew. Chem., Int. Ed.* **2012**, *51*, 5062–5085.
- (9) Takagi, K.; Okamoto, T.; Sakakibara, Y.; Oka, S. *Chem. Lett.* **1973**, *2*, 471–474.
- (10) For a nickel-catalyzed cyanation, see: (a) Cassar, L. *J. Organomet. Chem.* **1973**, *54*, C57–C58. For copper-catalyzed cyanations, see: (b) Zanon, J.; Klapars, A.; Buchwald, S. L. *J. Am. Chem. Soc.* **2003**, *125*, 2890–2891. (c) Cristau, H.-J.; Ouali, A.; Spindler, J.-F.; Taillefer, M.

Chem.—Eur. J. **2005**, *11*, 2483–2492. (d) Schareina, T.; Zapf, A.; Mägerlein, W.; Müller, N.; Beller, M. *Chem.—Eur. J.* **2007**, *13*, 6249–6254.

(11) (a) Sundermeier, M.; Mutyala, S.; Zapf, A.; Spannenberg, A.; Beller, M. *J. Organomet. Chem.* **2003**, *684*, 50–55. (b) Sundermeier, M.; Zapf, A.; Beller, M. *Angew. Chem., Int. Ed.* **2003**, *42*, 1661–1664. (c) Schareina, T.; Zapf, A.; Beller, M. *Chem. Commun.* **2004**, 1388–1389.

(12) (a) Dobbs, K. D.; Marshall, W. J.; Grushin, V. V. *J. Am. Chem. Soc.* **2007**, *129*, 30–31. (b) Erhardt, S.; Grushin, V. V.; Kilpatrick, A. H.; Macgregor, S. A.; Marshall, W. J.; Roe, D. C. *J. Am. Chem. Soc.* **2008**, *130*, 4828–4845. (c) Ushkov, A. V.; Grushin, V. V. *J. Am. Chem. Soc.* **2011**, *133*, 10999–11005.

(13) Senecal, T. D.; Shu, W.; Buchwald, S. L. *Angew. Chem., Int. Ed.* **2013**, *52*, 10035–10039.

(14) (a) Anbarasan, P.; Schareina, T.; Beller, M. *Chem. Soc. Rev.* **2011**, *40*, 5049–5067. (b) Shim, Y. J.; Lee, H. J.; Park, S. *J. Organomet. Chem.* **2012**, *696*, 4173–4178. (c) Zhang, D.; Sun, H.; Zhang, L.; Zhou, Y.; Li, C.; Jiang, H.; Chen, K.; Liu, H. *Chem. Commun.* **2012**, *48*, 2909–2911. (d) Zou, T.; Feng, X.; Liu, H.; Yu, X.; Yamamoto, Y.; Bao, M. *RSC Adv.* **2013**, *3*, 20379–20384.

(15) For the use of benzyl cyanide as the cyanide source, see: Wen, Q.; Jin, J.; Hu, B.; Lu, P.; Wang, Y. *RSC Adv.* **2012**, *2*, 6167–6169.

(16) For a palladium-catalyzed cyanation of aryl halides at 65 °C and heteroaryl halides at 80 °C, see: (a) Anderson, B. A.; Bell, E. C.; Ginah, F. O.; Harn, N. K.; Pagh, L. M.; Wepsiec, J. P. *J. Org. Chem.* **1998**, *63*, 8224–8228. For a palladium-catalyzed cyanation of aryl halides at 56 °C, see: (b) Marcantonio, K. M.; Frey, L. F.; Liu, Y.; Chen, Y.; Strine, J.; Phenix, B.; Wallace, D. J.; Chen, C. Y. *Org. Lett.* **2004**, *6*, 3723–3725. For palladium-catalyzed cyanation at 50 °C for aromatic bromides, see: (c) Yeung, P. Y.; Tsang, C. P.; Kwong, F. Y. *Tetrahedron Lett.* **2011**, *52*, 7038–7041.

(17) Klinkenberg, J. L.; Hartwig, J. F. *J. Am. Chem. Soc.* **2012**, *134*, 5758–5761.

(18) For the palladium-catalyzed cyanation of aryl halides at 50–80 °C, see ref 14. These examples include mainly aryl halides. Six-membered heterocycles needed to be heated to 80 °C to achieve a large substrate scope (ref 14a). Additionally, these reports do not contain any examples of five-membered heterocycles.

(19) For a room-temperature cyanation of aryl bromides and aryl iodides with Zn(CN)₂ in the presence of Pd₂(dba)₃/PtBu₃, see: Ramnauth, J.; Bhardwaj, N.; Renton, P.; Rakhit, S.; Maddaford, S. P. *Synlett* **2003**, 2237–2239. This reaction uses an air-sensitive P-*t*-Bu₃ ligand, higher catalyst loadings (5 mol %), an excess of Zn(CN)₂ (1.8 equiv), and additional zinc. The substrate scope only includes aryl bromides and iodides, and there are no examples of five- or six-membered heterocycles.

(20) (a) Abdel-Malak, M.; Gallati, C.; Mousa, S. A. *Drug Future* **2008**, *33*, 691–699. (b) Fätkenheuer, G.; Staszewski, S.; Plettenburg, A.; Hackman, F.; Layton, G.; McFadyen, L.; Davis, J.; Jenkins, T. M. *AIDS* **2009**, *23*, 2115–2122.

(21) (a) Bruno, N. C.; Buchwald, S. L. *Org. Lett.* **2013**, *15*, 2876–2879. (b) Bruno, N. C.; Tudge, M. T.; Buchwald, S. L. *Chem. Sci.* **2013**, *4*, 916–920.

(22) See the Supporting Information for more details.

(23) Although aryl chlorides can be utilized for the cyanation of aryl rings with electron-withdrawing substitution, electron-donating substituents gave poor conversion (~10%) after 18 h. Full conversion was observed with the corresponding aryl bromide. For consistency, we examined the complete substrate scope with hetero(aryl) bromides.

(24) See Scheme 3 parenthetical yields. Decreasing the reaction molarity from 0.33 to 0.2 M was necessary to achieve full conversion for **3b** and **4a**.

(25) (a) Waters, L.; John, L.; Nelson, M. *Int. J. Clin. Pract.* **2007**, *61*, 105–118. (b) Nurutdinova, D.; Overton, E. T. *Expert Opin. Drug Safety* **2009**, *8*, 683–694.