



Published in final edited form as:

Nature. 2016 March 10; 531(7593): 220–224. doi:10.1038/nature16957.

## Palladium-Catalyzed Transannular C–H Functionalization of Alicyclic Amines

Joseph J. Topczewski<sup>#1</sup>, Pablo J. Cabrera<sup>#1</sup>, Noam I. Saper<sup>1</sup>, and Melanie S. Sanford<sup>1</sup>

<sup>1</sup>Department of Chemistry, University of Michigan, 930 N. University Ave, Ann Arbor, Michigan 48109, United States

<sup>#</sup> These authors contributed equally to this work.

### Abstract

The discovery of pharmaceutical candidates is a resource-intensive enterprise that frequently requires the parallel synthesis of hundreds or even thousands of molecules. Carbon-hydrogen bonds are present in almost all pharmaceutical agents. As such, the development of selective, rapid, and efficient methods for converting carbon-hydrogen bonds into new chemical entities has the potential to dramatically streamline pharmaceutical development<sup>1,2,3,4</sup>. Saturated nitrogen-containing heterocycles (alicyclic amines) feature prominently in pharmaceuticals, including treatments for depression (paroxetine, amitifadine), diabetes (gliclazide), leukemia (alvocidib), schizophrenia (risperidone, belaperidone), and nicotine addiction (cytisine and varenicline)<sup>5</sup>. However, existing methods for the C–H functionalization of saturated nitrogen heterocycles, particularly at sites remote to nitrogen, remain extremely limited<sup>6,7</sup>. Here we report a new approach to selectively manipulate the carbon–hydrogen bonds of alicyclic amines at sites remote to nitrogen. Our reaction leverages the boat conformation of the substrates to achieve the palladium-catalyzed amine-directed conversion of C–H bonds to C–C bonds on various alicyclic amine scaffolds. This approach is applied to the synthesis of novel derivatives of several bioactive molecules, including the top-selling smoking cessation drug varenicline (Chantix<sup>®</sup>). We anticipate that this method should prove broadly useful in medicinal chemistry.

---

Despite the ubiquity of alicyclic amines, there are very few methods available for the late-stage functionalization of these structures. Late stage functionalization approaches are particularly valuable in the context of drug development, since they enable the rapid synthesis of analogues to optimize pharmacokinetic properties. Transition metal-catalyzed C–H bond functionalization offers a powerful approach for the late stage functionalization of

---

Reprints and permissions information is available at [www.nature.com/reprints](http://www.nature.com/reprints). Users may view, print, copy, and download text and data-mine the content in such documents, for the purposes of academic research, subject always to the full Conditions of use: [http://www.nature.com/authors/editorial\\_policies/license.html#terms](http://www.nature.com/authors/editorial_policies/license.html#terms)

Correspondence and requests for materials should be addressed to M.S. at [mssanfor@umich.edu](mailto:mssanfor@umich.edu).

**Author Contributions** J.T., P.C., and N.S. discovered and developed the reaction. J.T., P.C. and M.S. conceived and designed the investigations. M.S. directed and supported the research. J.T., P.C., and M.S. wrote and revised the manuscript. J.T. and P.C. contributed equally to this manuscript and are co-first authors.

**Author Information** Metrical parameters for the structures are available free of charge from the Cambridge Crystallographic Data Centre under reference numbers CCDC-1401221, 1401222, 1440132, 1416579, and 1416516. The authors declare no competing financial interests.

**Supplementary Information** is linked to the online version of the paper at [www.nature.com/nature](http://www.nature.com/nature).

bioactive molecules,<sup>1-4</sup> and recent progress in this field has led to thousands of new synthetic methods for selective C–H functionalization in a variety of molecular contexts<sup>3-6,8,9</sup>. However, methods for the C–H functionalization of saturated nitrogen heterocycles remain extremely limited<sup>5,6</sup>, and are dominated by functionalization of the highly activated C–H bonds  $\alpha$ -to nitrogen<sup>10,11,12,13,14</sup> (Fig. 1B, i) or of C–H bonds on exocyclic alkyl groups<sup>15,16</sup> (Fig. 1B, ii). In contrast, this report describes our approach for achieving the C–H functionalization of alicyclic amine cores at sites remote from nitrogen (Fig. 1C) via nitrogen-directed transannular C–H activation.

We envisioned that coordination of the nitrogen of an alicyclic amine such as piperidine to palladium could enable selective transannular C–H activation<sup>17, 18</sup> to generate a bicyclo[2.2.1]palladacycle (exemplified by **1** in Fig. 2A). However, there are several challenges associated with this approach, including: (1) the low equilibrium population of the required boat conformer, (2) the requirement for cleavage of an unactivated 2° C<sub>sp3</sub>–H bond, and (3) the potential susceptibility of the basic amine towards  $\alpha$ -oxidation or N-oxidation. With these considerations in mind, we initially selected 3-azabicyclo[3.1.0]hexane **2** as a test substrate (Fig. 2B). We anticipated that the bicyclic core of **2** would prearrange it in a boat-like conformation and that the high s-character of the cyclopropyl C–H bonds should lower the barrier for C–H activation relative to a typical 2° C<sub>sp3</sub>–H site<sup>19</sup>.

The palladium (Pd)-catalyzed reaction of **2** with 4-iodobiphenyl provided only traces of C–H arylated products under a variety of conditions. However, when a second coordinating group (namely an amide derived from Yu's *p*-CF<sub>3</sub>C<sub>6</sub>F<sub>4</sub> aniline; Fig. 2C, **3**)<sup>20,21,22</sup> was appended to nitrogen, the reaction afforded **4a** in modest to excellent yield. Notably, no products derived from C–H functionalization of the methyl groups of the fluoroamide directing group were observed in this reaction. This is in marked contrast to other reported applications of this directing group, where C–H functionalization at  $\beta$ -methyl sites is strongly favored<sup>21,22</sup>. This highlights the complementarity of our approach of leveraging bidentate coordination of an innate sp<sup>3</sup>-hybridized nitrogen of an alicyclic amine substrate along with the fluoroamide to achieve selectivity (i.e., transannular 2° C<sub>sp3</sub>–H functionalization).

The use of 10 mol % of Pd(OAc)<sub>2</sub> (Ac = acetate) and 1 equiv of AgOAc (an additive commonly used to promote C–H arylation)<sup>23</sup> provided 17% of **4a** (Fig. 2C, entry 1). The modest yield of **4a** under these conditions is due to competing formation of amina **5**, which is believed to arise from  $\alpha$ -oxidation of **3** to the corresponding iminium ion followed by intramolecular trapping with the amide nitrogen. Notably, the Ag additive mediates this transformation, and amina **5** was obtained in 41% yield in the absence of Pd (entry 4). The role of the Ag carboxylate salt in these transformations is to regenerate the Pd carboxylate catalyst by abstraction of iodide from the Pd center<sup>24,25</sup>. As such, we hypothesized that the Ag salt could be replaced by a non-oxidizing metal carboxylate. A survey of alkali metal pivalate salts revealed that CsOPiv (Piv = pivalate) delivers the arylated product **4a** while suppressing the formation of amina **5** (Fig. 2C, entry 8). Under the optimal conditions, **4a** was obtained in 92% yield as a single detectable stereoisomer (Fig. 2C, entry 12). X-ray crystallographic characterization of **4a** confirmed that the aryl group is installed on the concave face of the azabicyclo (Fig. 3A).

This transannular C–H arylation reaction proceeds in high yield with aryl iodides bearing electron-donating, electron-neutral, and electron-withdrawing substituents (products **4a–e**, Fig. 3A). Many traditionally sensitive functional groups are compatible with this system, including aryl bromides, unprotected phenols, and aromatic aldehydes (products **4f–h**). Both electron-deficient and electron-rich nitrogen heterocycles can be installed (products **4i** and **4j**). Furthermore, a derivative of the amino acid phenylalanine can be coupled to the bicyclo[3.1.0] scaffold (product **4k**). Notably, aryl bromides could also be used as the arylating reagent, albeit with reduced efficiency. For example, the use of phenyl bromide resulted in 14% yield of **4c** (see Table S8 in the supplementary information for full details).

The directing group can be removed in high yield via reductive cleavage with SmI<sub>2</sub>. Overall, a 52% overall yield is obtained for the three relevant steps converting **2** to **6** (81% for installation of the directing group, 80% for C–H arylation with 4-iodobiphenyl, and 80% for removal of the directing group; Fig. 3B).

A particularly attractive application of this method is in the late-stage derivatization of bioactive molecules. Selective C–H functionalization reactions on complex molecular scaffolds provide valuable opportunities for streamlining analog generation and thereby accelerating structure activity relationship studies<sup>5,6</sup>. The bicyclo[3.1.0] scaffold appears in numerous pharmaceutical candidates, including the serotonin-norepinephrine-dopamine reuptake inhibitor amitifadine (**7**)<sup>26,27</sup>. As shown in Fig. 3C, appending our directing group to **7** enables transannular C–H arylation to deliver the novel amitifadine derivatives **9a–d** (Fig. 3C).

We next sought to expand this reaction from model substrate **3** to piperidine **10** (Fig. 4A). A thermodynamically unfavorable chair-boat isomerization of the piperidine ring in **10** is required prior to C–H activation (Fig. 2A) and is expected to add at least 6 kcal/mol to the activation barrier relative to substrate **3**<sup>28</sup>. Under the conditions optimized for **3**, the piperidine substrate **10** afforded only 12% yield of the C–H arylation product **11a**. However, increasing the temperature and changing the solvent led to a significantly improved 44% yield of **11a** (Fig. 4A). Aminals derived from starting material **10** and product **11a** were formed as side products of this reaction (see Fig. S2 in the supplementary information for full details), but the reaction mixture could be cleanly converged to a mixture of starting material **10** and product **11a** via treatment with NaBH<sub>4</sub>. Using this work-up procedure, product **11a** was isolated in 55% yield (Fig. 4A). Analogous conditions enabled the transannular C–H arylation of a variety of alicyclic amine derivatives, affording products of mono- and/or diarylation (**11b–i**; Fig. 4a). The structures of **11b–i** were established via a combination of NMR spectroscopy and X-ray crystallography.

While the yields of **11b–i** are moderate in some cases, the de novo synthesis of many of these products would be challenging using traditional synthetic routes. The utility of this transformation is showcased in the late stage C–H arylation of Pfizer's smoking cessation drug varenicline (Chantix<sup>®</sup>, **12**, Fig. 4B). The fluoroamide group was appended to **12** to afford **13** in 81% yield. Under our standard C–H arylation conditions, **13** underwent transannular C–H arylation with a variety of aryl iodides to afford **14a–e**. The structure of **14a** was assigned by X-ray crystallography (Fig. 4B), which confirms that the aryl group is

installed in an axial orientation. This latter point is particularly noteworthy because the synthesis of this stereoisomer would be challenging using other synthetic approaches<sup>29</sup>. The C–H arylation of **13** with 4-iodo-*o*-xylene was conducted on scales ranging from 77 mg to 2.5 g of substrate, with nearly identical yields of **14e** (43% and 38% isolated yield, respectively). Based on the established synthesis of varenicline, an independent synthesis of these analogues by more traditional methods would require parallel multistep sequences<sup>30</sup>. In a similar fashion, our method proved effective for the late-stage C–H functionalization of the natural product cytosine (**15**, a nicotine addiction treatment), converting **16** to **17** in 25% yield. Again, the aryl group is selectively installed at the axial position in this transformation.

In conclusion, this report discloses the transannular C–H arylation of a variety of alicyclic amines. The reaction exhibits high functional group tolerance, and enables the synthesis of novel amino acid derivatives (**4k**) as well as previously unprecedented analogues of the pharmaceutical candidate amitifadine (**9a-d**), the top-selling drug varenicline (**14a-e**), and the natural product cytosine (**17**). We anticipate that a similar approach will ultimately prove broadly useful for the remote C–H functionalization of diverse cyclic and acyclic secondary amine scaffolds.

## Supplementary Material

Refer to Web version on PubMed Central for supplementary material.

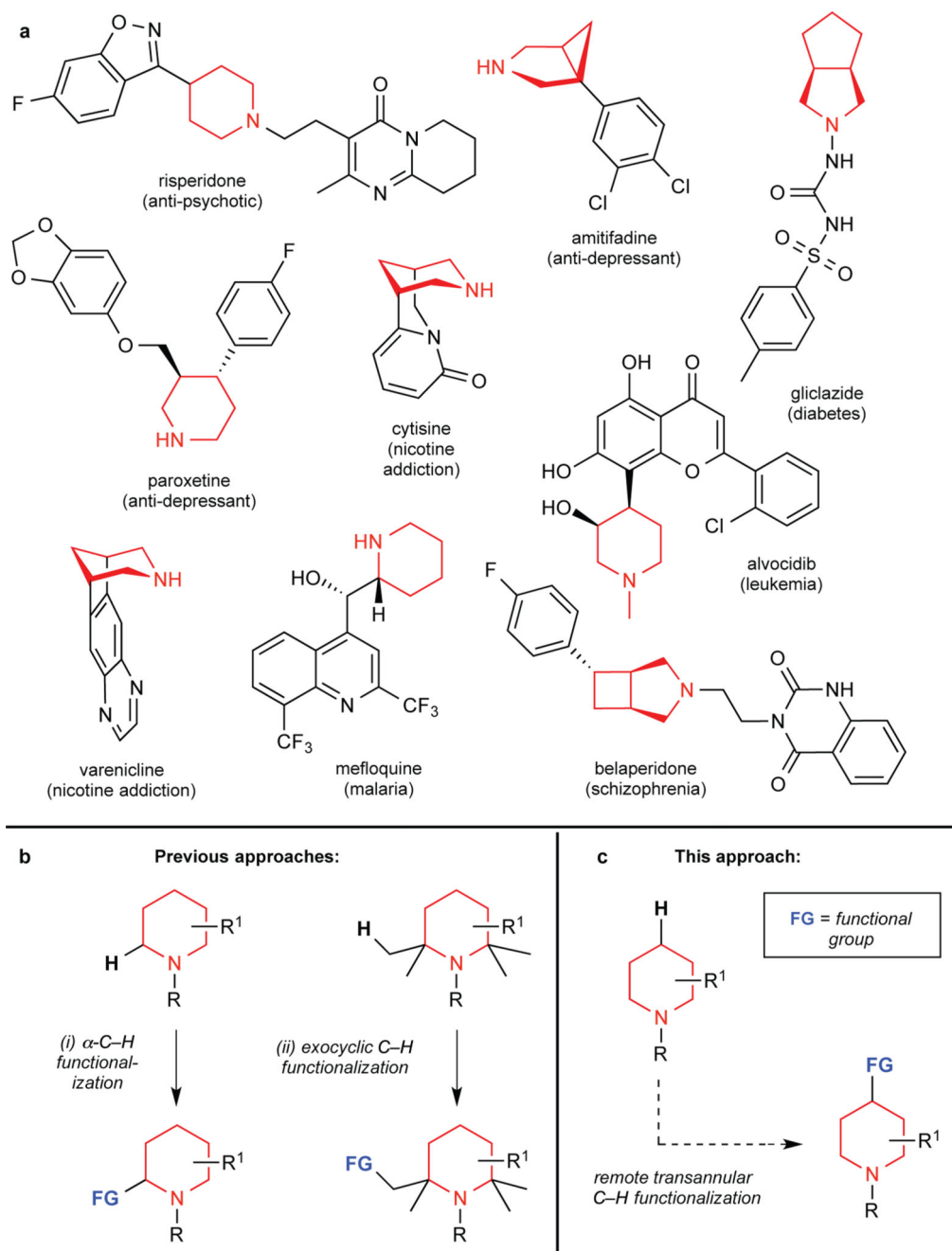
## Acknowledgements

We acknowledge Dr. Jeff W. Kampf for X-ray crystallographic analyses of **4a**, **11b**, an analog of **11g**, **11h** and **14a**. JTT was supported by an NIH post-doctoral fellowship (F32 GM109479). This work was supported by the NIGMS grant GM073836. Funding from NSF Grant CHE-0840456 for X-ray instrumentation is acknowledged.

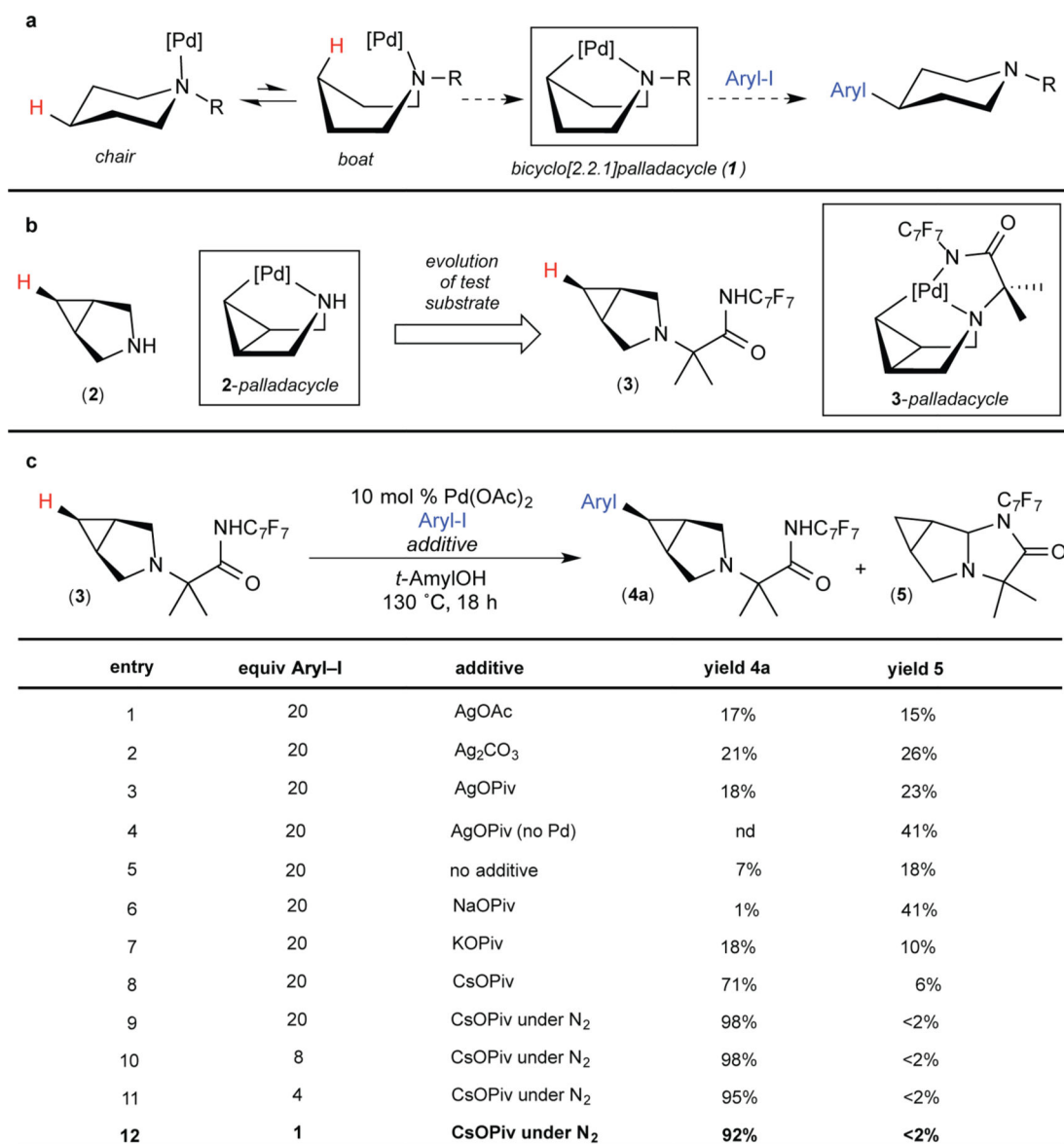
## References

1. Wencel-Delord J, Glorius F. C–H bond activation enables the rapid construction and late stage diversification of functional molecules. *Nature Chem.* 2013; 5:369–375. [PubMed: 23609086]
2. McMurray L, O'Hara F, Gaunt MJ. Recent developments in natural product synthesis using metal-catalysed C–H bond functionalization. *Chem. Sov. Rev.* 2011; 40:1885–1898.
3. Yamaguchi J, Yamaguchi AD, Itami K. C-H bond functionalization: emerging synthetic tools for natural products and pharmaceuticals. *Angew. Chem. Int. Ed.* 2012; 51:8960–9009.
4. Godula K, Sames D. C-H bond functionalization in complex organic synthesis. *Science.* 2006; 312:67–72. [PubMed: 16601184]
5. Taylor RD, MacCoss M, Lawson ADG. Rings in drugs. *J. Med. Chem.* 2014; 57:5845–5859. [PubMed: 24471928]
6. Asensio G, Gonzalez-Nunez ME, Bernardini CB, Mello R, Adam W. Regioselective oxyfunctionalization of unactivated tertiary and secondary C–H bonds of alkylamines by methyl(trifluoromethyl)dioxirane in acid medium. *J. Am. Chem. Soc.* 1993; 115:7250–7253.
7. Affron DP, Davis OA, Bull JA. Regio- and stereospecific synthesis of C-3 functionalized proline derivatives by palladium catalyzed directed C(sp<sup>3</sup>)–H arylation. *Org. Lett.* 2014; 16:4956–4959. [PubMed: 25191995]
8. Lyons TW, Sanford MS. Palladium-catalyzed ligand-directed C–H functionalization reactions. *Chem. Rev.* 2010; 110:1147–1169. [PubMed: 20078038]

9. Chen X, Engle KM, Wang D, Yu J-Q. Palladium(II)-catalyzed C-H activation/C-C cross-coupling reactions: versatility and practicality. *Angew. Chem. Int. Ed.* 2009; 48:5094–5115.
10. Mitchell EA, Peschiulli A, Lefevre N, Meerpoel L, Maes BUW. Direct  $\alpha$ -functionalization of saturated cyclic amine. *Chem. Eur. J.* 2012; 18:10092–10142. [PubMed: 22829434]
11. Pastine SJ, Gribkov DV, Sames D.  $sp^3$  C–H bond arylation directed by amidine protecting group:  $\alpha$ -arylation of pyrrolidines and piperidines. *J. Am. Chem. Soc.* 2006; 128:14220–14221. [PubMed: 17076471]
12. He J, Hamann LG, Davies HML, Beckwith REJ. Late-stage C-H functionalization of complex alkaloids and drug molecules via intermolecular rhodium-carbenoid insertion. *Nature Commun.* 2015; 6
13. Shi L, Xia W. Photoredox functionalization of C–H bonds adjacent to a nitrogen atom. *Chem. Soc. Rev.* 2012; 41:7687–7697. [PubMed: 22869017]
14. Spangler JE, Kobayashi Y, Verma P, Wang D-H, Yu J-Q.  $\alpha$ -Arylation of saturated azacycles and N-methylamines via palladium(II)-catalyzed C( $sp^3$ )–H coupling. *J. Am. Chem. Soc.* 2015; 137:18876–18879.
15. McNally A, Haffemayer B, Collins BL, Gaunt MJ. Palladium-catalysed C–H activation of aliphatic amines to give strained nitrogen heterocycles. *Nature.* 2014; 510:129–133. [PubMed: 24870240]
16. Lee M, Sanford MS. Platinum-catalyzed terminal-selective C( $sp^3$ )–H oxidation of aliphatic amines. *J. Am. Chem. Soc.* 2015; 137:12796–12799. [PubMed: 26439251]
17. Bercaw JE, et al. Robotic lepidoptery: structural characterization of (mostly) unexpected palladium complexes obtained from high-throughput catalyst screening. *Organometallics.* 2009; 28:5017–5024.
18. Cui W, Chen S, Wu J-Q, Zhao X, Hu W, Wang H. Palladium-catalyzed remote C( $sp^3$ )–H arylation of 3-pinamine. *Org. Lett.* 2014; 16:4288–4291. [PubMed: 25089912]
19. Giri R, Chen X, Yu J-Q. Palladium-catalyzed asymmetric iodination of unactivated C-H bonds under mild conditions. *Angew. Chem. Int. Ed.* 2005; 44:2112–2115.
20. Rouquet G, Chatani N. Catalytic functionalization of C( $sp^2$ )–H and C( $sp^3$ )–H bonds by using bidentate directing groups. *Angew. Chem. Int. Ed.* 2013; 52:11726–11743.
21. Wasa M, et al. Ligand-enabled methylene C( $sp^3$ )–H bond activation with a Pd(II) catalyst. *J. Am. Chem. Soc.* 2012; 134:18570–18572. [PubMed: 23116159]
22. He J, et al. Ligand-controlled C( $sp^3$ )–H arylation and olefination in synthesis of unnatural chiral  $\alpha$ -amino acids. *Science.* 2014; 343:1216–1220. [PubMed: 24626923]
23. Zaitsev VG, Shabashov D, Daugulis O. Highly regioselective arylation of  $sp^3$  C–H bonds catalyzed by palladium acetate. *J. Am. Chem. Soc.* 2005; 127:13154–13155. [PubMed: 16173737]
24. Nadres ET, Santos GIF, Shabashov S, Daugulis O. Scope and limitations of auxiliary-assisted, palladium-catalyzed arylation and alkylation of  $sp^2$  and  $sp^3$  C–H Bonds. *J. Org. Chem.* 2013; 78:9689–9714. [PubMed: 24090404]
25. Lafrance M, Fagnou K. Palladium-catalyzed benzene arylation: incorporation of catalytic pivalic acid as a proton shuttle and a key element in catalyst design. *J. Am. Chem. Soc.* 2006; 128:16496–16497. [PubMed: 17177387]
26. Beer B, et al. DOV 216,303, a “Triple” reuptake inhibitor: safety, tolerability, and pharmacokinetic profile. *J. Clin. Pharmacol.* 2004; 44:1360–1367. [PubMed: 15545306]
27. Epstein JW, et al. 1-Aryl-3-azabicyclo[3.1.0]hexanes, a new series of nonnarcotic analgesic agents. *J. Med. Chem.* 1981; 24:481–490. [PubMed: 7241504]
28. Juaristi, E. *Conformational Behavior of Six-Membered Rings.* VCH; New York: 1995.
29. Hirsch JA. Table of conformational energies – 1967. *Topics in Stereochemistry.* 1967; 1:199–222.
30. Singer RA, McKinley JD, Barbe G, Farlow RA. Preparation of 1,5-methano-2,3,4,5-tetrahydro-1H-3-benzazepine via Pd-catalyzed cyclization. *Org. Lett.* 2004; 6:2357–2360. [PubMed: 15228278]



**Figure 1. Relevance of alicyclic amines and strategies for their late stage functionalization**  
**a**, Representative pharmaceutical agents containing alicyclic amines. **b**, Previous synthetic approaches for the late-stage functionalization of alicyclic amines. R, R<sup>1</sup>, generic substituent; FG, new functional group. **c**, Proposed approach for late stage transannular C-H functionalization of alicyclic amines.

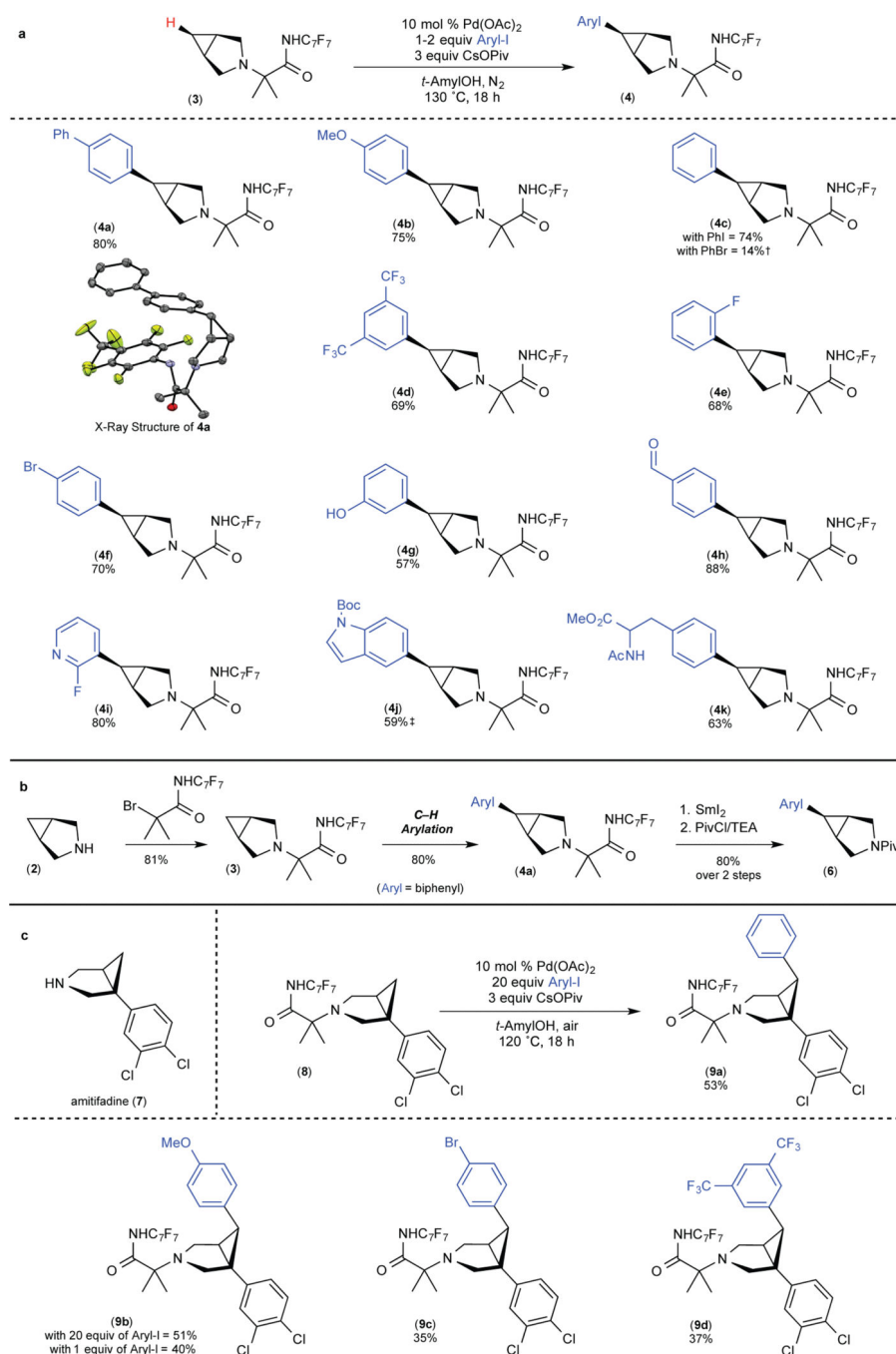


**Figure 2. Design and realization of transannular C–H activation of alicyclic amines**

**a.** Conceptual approach to transannular C–H arylation of via a bicyclo[2.2.1]metallacycle

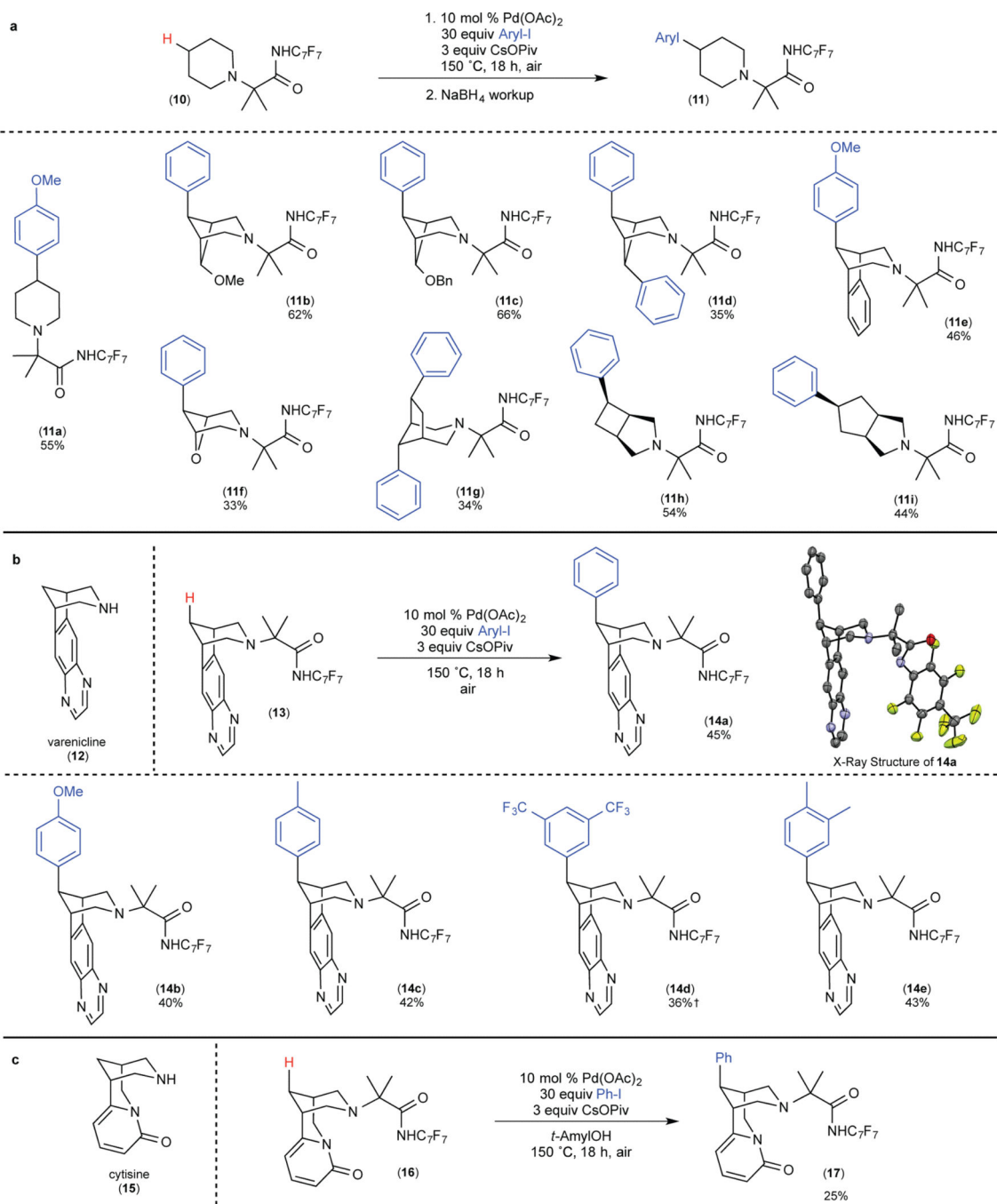
intermediate. [Pd], Pd complex. **b.** Evolution of model substrate **2** to **3**. C<sub>7</sub>F<sub>7</sub>, 4-(CF<sub>3</sub>)C<sub>6</sub>F<sub>4</sub>.

**c.** Reaction optimization using 4-iodobiphenyl (Aryl-I). *t*-AmylOH, 2-methyl-2-butanol; nd, not detected. All yields determined by gas chromatography (GC). See supplementary information for full details.



**Figure 3. Transannular C–H arylation of 3-azabicyclo[3.1.0]hexane core**  
**a**, Scope of C–H arylation with respect to the aryl iodide. **b**, Relevant steps in overall transformation: installation of directing group, C–H arylation and SmI<sub>2</sub>-mediated removal of directing group (Aryl = biphenyl). PivCl, pivaloyl chloride; TEA, triethylamine. **c**, C–H arylation applied to amitifadine. All yields are reported for pure isolated material. †, Reaction was conducted using 20 equiv of PhBr; yield determined by GC. ‡, Reaction was conducted under modified conditions. See supplementary information for full details.





**Figure 4. Transannular C–H arylation of alicyclic amines**

**a**, Scope of the C–H arylation reaction with respect to the amine. **b**, Application of this reaction to the derivatization of varenicline. **c**, Application of this reaction to the derivatization of cytosine. Yields are reported for pure isolated products. †, Reaction was conducted under modified conditions. See supplementary information for full details.