


 Cite this: *RSC Adv.*, 2020, 10, 37153

 Received 31st July 2020
 Accepted 3rd October 2020

DOI: 10.1039/d0ra06619b

rsc.li/rsc-advances

Modular synthesis and transition metal-free alkynylation/alkenylation of Castagnoli–Cushman-derived *N,O*- and *N,S*-heterocyclic vinyl chlorides†

 Timothy K. Beng, * Abdikani Omar Farah and Victoria Shearer

A modular and functional group-tolerant protocol for the transition metal-free coupling of novel *N,O*- and *N,S*-heterocyclic vinyl chlorides with terminal acetylenes and styrenes has been developed, leading to the epimerization-free synthesis of fully carbofunctionalized dihydro-1,4-oxazines/thiazines. Bicyclic morpholines have also been prepared through the interrogation of newly synthesized cross-conjugated dienes in Diels–Alder reactions. The use of environmentally benign reaction media endows the current strategy with a practical advantage.

Introduction

Partially and fully reduced 1,4-oxazines and thiazines (examples of which are depicted in Fig. 1) constitute the core of several alkaloid natural products, corrosion inhibitors, optical bleaching agents, textile dyeing agents, fruit preservation agents, ligands and pharmaceuticals.¹ The biological relevance of these heterocycles as well as their architectural complexity continue to endear them to the medicinal and synthesis communities, thus, inspiring the development of increasingly more cost-effective and environmentally friendly strategies for their construction, peripheral functionalization, and evaluation of structure–activity relationships (*i.e.*, S.A.R.). However, designing selective, efficient, cost-effective, and modular strategies for accessing *N,O*- and *N,S*-heterocycles can be quite daunting mainly due to conformational constraints and their insatiable appetite for ring opening. These challenges notwithstanding, several transition metal-catalyzed strategies for accessing C-substituted dihydro-1,4-oxazines and 1,4-thiazines have emerged, including those employed by Katukojvala² (using diazoenals), Saa³ (using catalytic ruthenium carbenes derived from alkynals and alkynones), Bode⁴ (using SnAP and SLAP reagents), Tiecco⁵ (using vinyl selenones), and Carreira⁶ (using spirocyclic 3-oxetanones).

Alkynes are frequently used as building blocks in organic synthesis and as catalysts in asymmetric catalysis owing to their rich reactivity profiles.⁷ Since the seminal work of Sonogashira and co-workers,⁸ Sonogashira-type cross-couplings have become one of the most reliable methods for the construction of internal alkynes with differential substitution.⁹ Recognizing

the merits of the Castagnoli–Cushman reaction (*e.g.*, the use of feedstock chemicals such as amines, aldehydes and cyclic anhydrides to readily access nonplanar sp³-enriched core structures bearing vicinal stereocenters), our group¹⁰ as well as that of Krasavin¹¹ previously disclosed that lactams of type 3 are obtainable from imines such as 1 and cyclic anhydrides of type 2 (Fig. 2, top). Desiring a modular and operationally simple approach to alkynylated dihydro-1,4-oxazines and thiazines, it was surmised that transition metal-free late-stage coupling of densely populated precursors such as 4 with terminal alkynes offered an excellent starting point (Fig. 2). The appendage of an alkynyl motif to the skeleton of a cyclic enamine (see 5) offers several advantages for the synthesis of alkaloids and nitrogen-

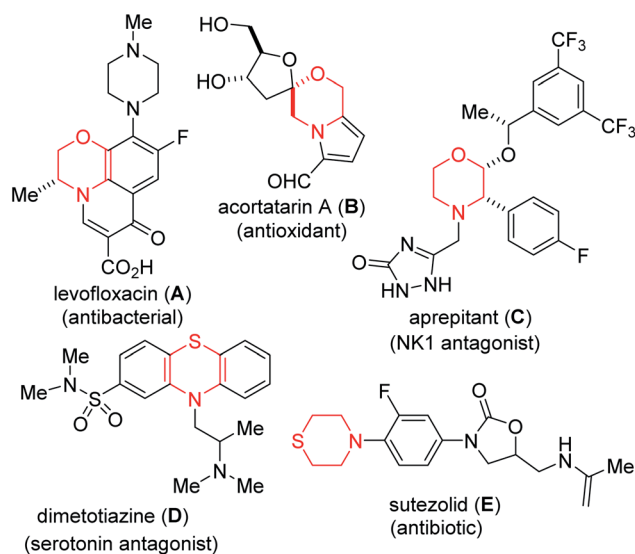


Fig. 1 Examples of bioactive 1,4-oxazine and thiazine derivatives.

Department of Chemistry, Central Washington University, Ellensburg, WA 98926, USA.
 E-mail: Timothy.beng@cwu.edu

† Electronic supplementary information (ESI) available: Experimental procedures and spectroscopic data. See DOI: 10.1039/d0ra06619b



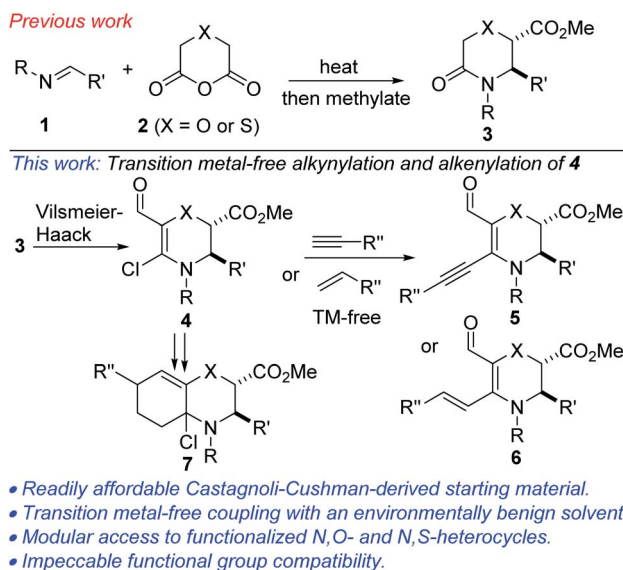


Fig. 2 Proposed plan for the transition metal-free functionalization of *N,O*- and *N,S*-heterocyclic vinyl chlorides.

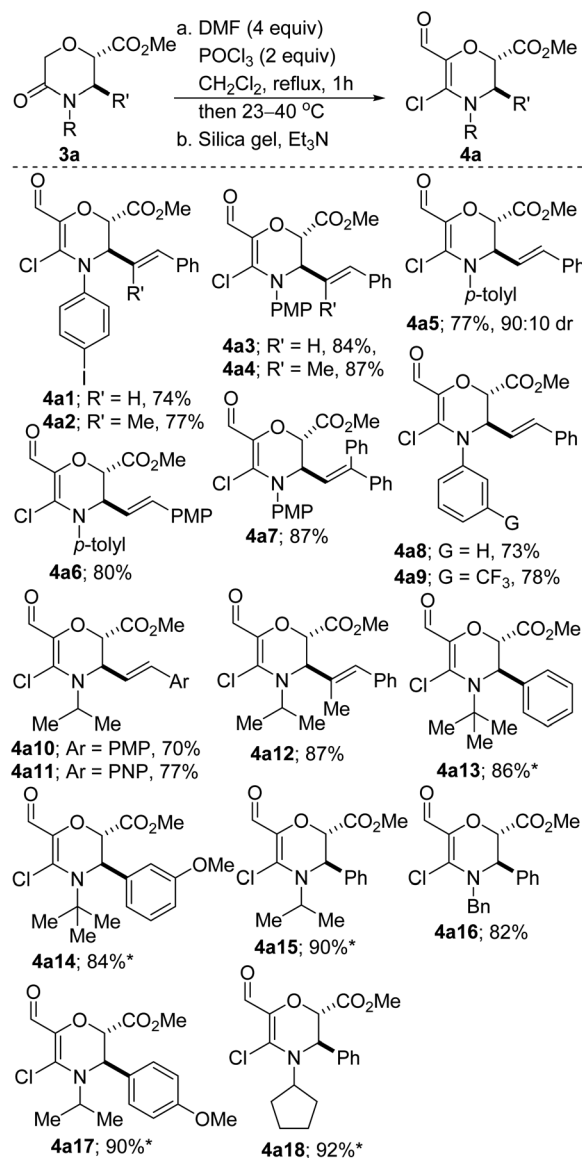
containing pharmaceuticals. As has been previously demonstrated by Toste¹² and Occhiato,¹³ alkyne-substituted enamines may be engaged in Conia-ene and carboauration-type transformations. Meanwhile, the synthesis of conjugated dienes of type 6 *via* a Heck-type coupling protocol could pave the way for the construction of polycyclic morpholines.¹⁴ We were not oblivious to the challenges that belie such transformations seeing as vinyl chlorides such as 4 seldom feature in mild cross-couplings, even under transition metal-catalyzed conditions. This is presumably due to challenges associated with an extremely slow oxidative addition step.¹⁵ The successful implementation of the planned strategy would also hinge on our ability to negate incessant ring-opening events that are typically associated with morpholines and thiomorpholines.¹⁶ We were also keen on accessing 4 upon recognizing that it retains latent functionality throughout the periphery of the heterocycles that could facilitate further manipulation. For example, the enal subunit may be engaged in conventional olefination/cyclization technologies to arrive at intermediates of type 7. Additionally, the C–C double bond resident in 4 could pave the way for harnessing several reactivity modes, including hydroarylation,¹⁷ oxoamination,¹⁸ dioxygenation¹⁹ trifluoromethylation,²⁰ aziridination,²¹ pentannulation,²² and boration.²³ Herein, detailed efforts toward the elicitation of our ideals are described.

Results and discussion

We initiated studies toward the transition metal-free coupling of *N,O*- and *N,S*-heterocyclic vinyl chlorides by attempting to find general Vilsmeier–Haack conditions for preparing precursor 4. In the event, we found that under reaction conditions analogous to those previously optimized on the more stable piperidine system,²⁴ morpholinones bearing electron-rich-, electron-neutral- and electron-deficient *N*-aryl

substituents as well as alkyl and benzyl substituents underwent productive lactam-selective Vilsmeier–Haack functionalization (Scheme 1). In all cases, satisfactory yields were obtained (see 4a1–4a18). As we have previously noted,²⁴ the silica/*Et*₃N system employed in these studies for mild hydrolysis of the intermediate chloromethylene iminium salts is desirable given that the use of conventional bases such as NaOH, KOH or NH₄OAc led to poor yields, undesirable epimerization, and ring-opened side products.

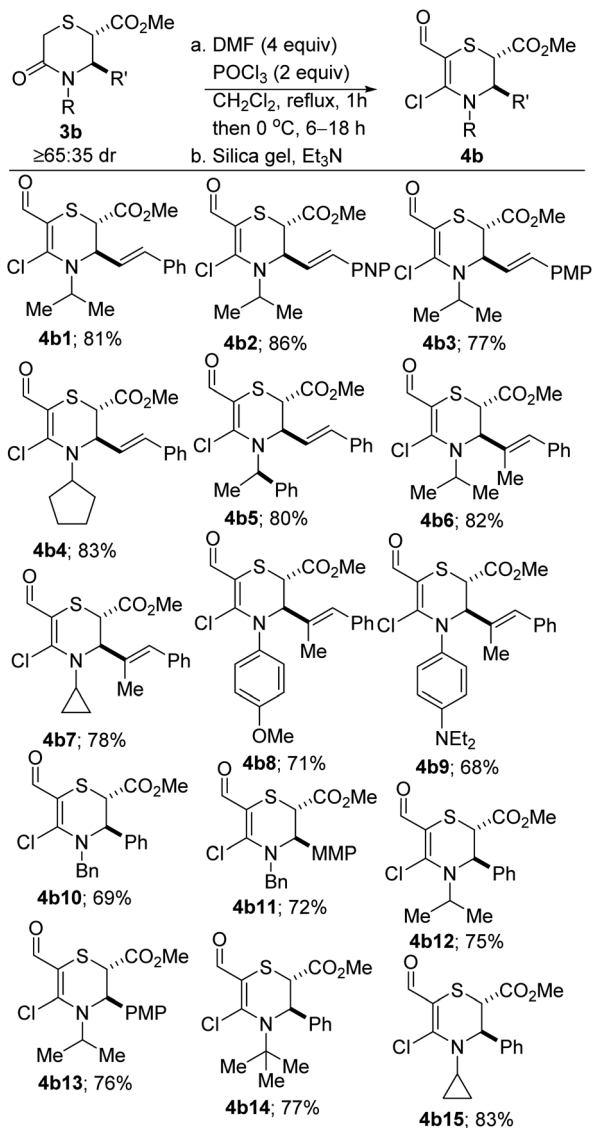
The corresponding dihydro-1,4-thiazines have also been prepared (Scheme 2). However, low temperatures and shorter reaction times were required. The variable diastereomeric ratios reported in these cases reflect those of the lactam precursors



*Performed at 40 °C for 18 h. Prepared in ≥1 mmol scale.

The diastereomeric ratios of products reflect those of the lactam precursors, indicating that the reaction was epimerization-free. PMP = *para*-methoxyphenyl, PNP = *para*-nitrophenyl.

Scheme 1 Synthesis of *N,O*-heterocyclic vinyl chlorides.



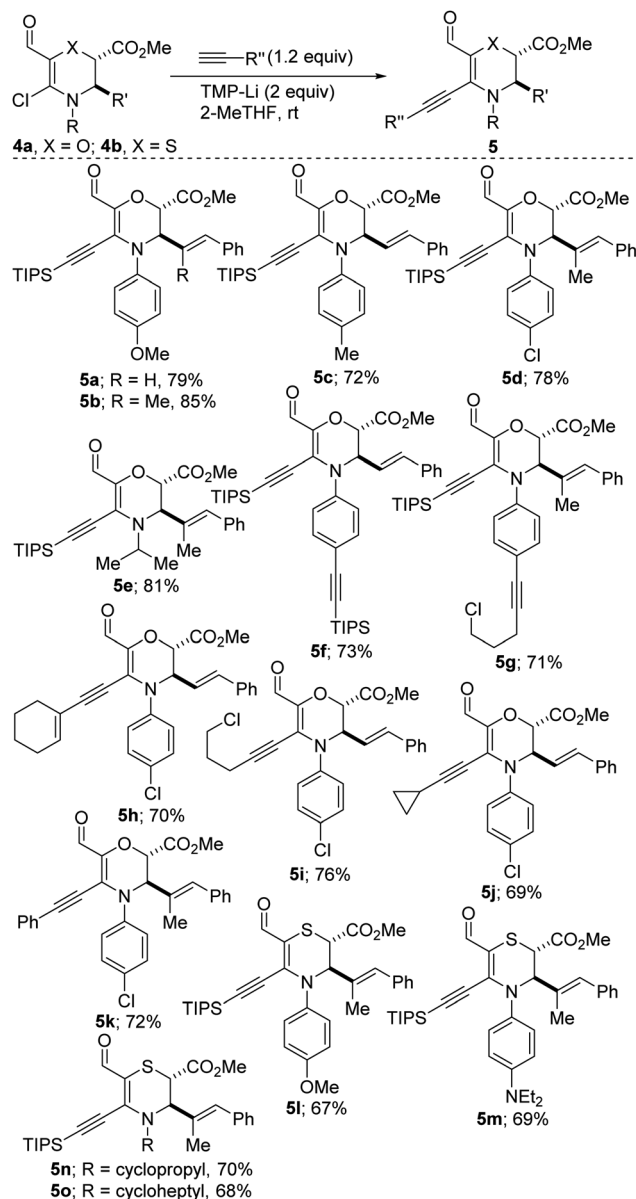
The diastereomeric ratios of products reflected those of the lactam precursors, indicating that the reaction was epimerization-free. PMP = *para*-methoxyphenyl, MMP = *meta*-methoxyphenyl. PNP = *para*-nitrophenyl.

Scheme 2 Synthesis of *N,S*-heterocyclic vinyl chlorides.

rather than epimerization during the Vilsmeier–Haack reaction. The slight decrease in yields is a reflection of the somewhat fragile nature of the products.

With an assorted wardrobe of *N,O*- and *N,S*-heterocyclic vinyl chlorides in hand, we next sought efficient conditions for transition metal-free α -alkynylation. Despite the many merits of transition metal-catalyzed coupling of inert substrates of this class,²⁴ one of our objectives was to avoid the drawbacks, including toxicity, cost, need for substrate-dependent designer ligands, and risk of product contamination. We also desired to utilize a sustainable solvent as the reaction medium for the alkylation. After perusing the literature for some transition metal-free conditions,²⁵ we were pleased to find that *N,O*-heterocyclic vinyl chlorides of type **4a** undergo efficient

alkynylation with triisopropylsilylacetylene to afford the products depicted in Scheme 3 (see **5a–g**). These directing group-free conditions employ hindered and non-nucleophilic lithium tetramethylpiperidide (LiTMP) as the base and environmentally benign 2-MeTHF²⁶ as the reaction medium. Differentially substituted *N*-aryl and *N*-alkyl vinyl chlorides have been surveyed and satisfactory outcomes were obtained in most cases. The ability to install a triisopropylsilyl motif bodes well for further diversification since its robust yet removable nature²⁷ allows it to be employed as a terminal acetylene surrogate. The direct coupling of **4a** with inherently inert and typically challenging alkyne coupling partners such as



The diastereomeric ratios of the products reflected those of the vinyl chloride precursors, indicating that the reaction was epimerization-free. The values are provided in the ESI.

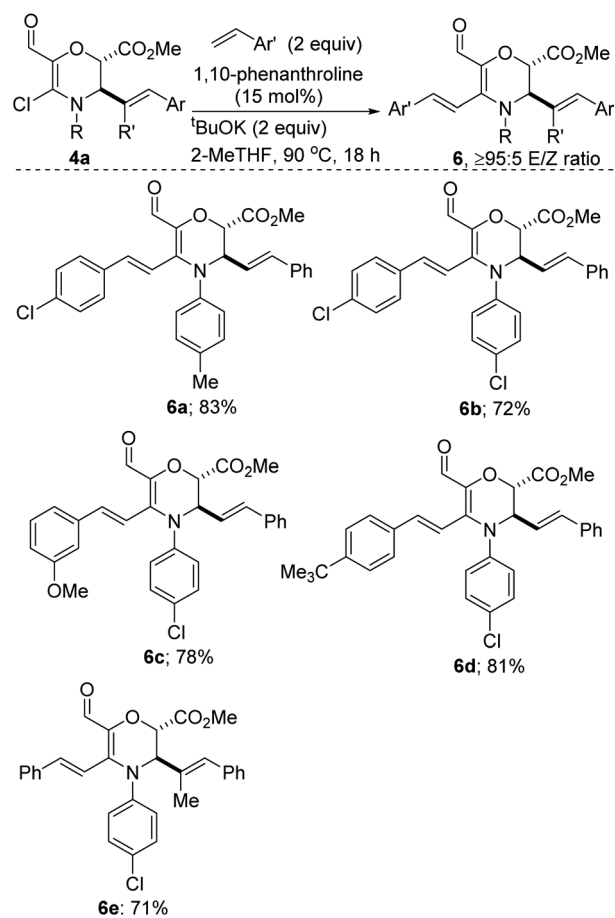
Scheme 3 Transition metal-free alkylation of *N,O*- and *N,S*-heterocyclic vinyl chlorides.

cycloalkenyl, chloroalkyl, and aryl acetylenes proceeds satisfactorily (see **5h–k**). Congruent with **4a**, the use of innately fragile *N,S*-heterocyclic vinyl chlorides of type **4b** leads to productive alkynylation (see **5l–o**).

Although the mechanistic underpinnings of the transformation are still under investigation, our working hypothesis is that homolytic cleavage of the C–Cl bond resident in **4a3** furnishes **G**, which reacts with the alkyne to generate vinyl radical **H**. **H** can then undergo termination with the free chlorine radical in solution to arrive at **I**. Finally, a base-promoted E2 reaction of newly formed vinyl chloride **I** affords the desired coupling product (Fig. 3).

Our studies have revealed that *N,O*-heterocyclic vinyl chlorides of type **4a** are amenable to transition metal-free cross-coupling with styrenes (Scheme 4). Electron-deficient, electron-rich, and electron-neutral styrenes couple satisfactorily to afford these Diels–Alder-suitable cross-conjugated dienes. The orthogonality of the coupling strategy is highlighted by observations that substrates bearing an aryl chloride motif undergo site-selective coupling (see **6b–e**). The coupling presumably proceeds *via* a radical pathway.²⁸ Although not surprising, it is disappointing that *N,S*-heterocyclic vinyl chlorides of type **4b** are fragile under this *tert*-BuOK conditions and undergo undesirable ring-opening.

As articulated previously, we were drawn toward vinyl chlorides of type **4** after recognizing that they harbor versatile functional handles that could facilitate fragment-based discovery. To elucidate this point, we have subjected aldehyde-bearing chloroenaminol ether **4a9** to the catalytic hydrogenation conditions described in Scheme 5. In the event, reduction of the styrenyl double bond was accompanied by hydrodeoxygenation of the aldehyde functionality and concomitant dehalogenation, affording methyl-bearing enamine **8** in high yield. This cascade reduction appears to be general given that alkyne **5c** reacts in similar fashion to afford tris-alkylated dihydro-1,4-oxazine **9**. The failure to reduce the



Scheme 4 Transition metal-free alkenylation of *N,O*-heterocyclic vinyl chlorides.

endocyclic C–C double bond speaks to the challenges associated with reducing a tetrasubstituted enamine.

Medicinal chemists are becoming increasingly keen on escaping flatland in view of exploring 3D-structural space.

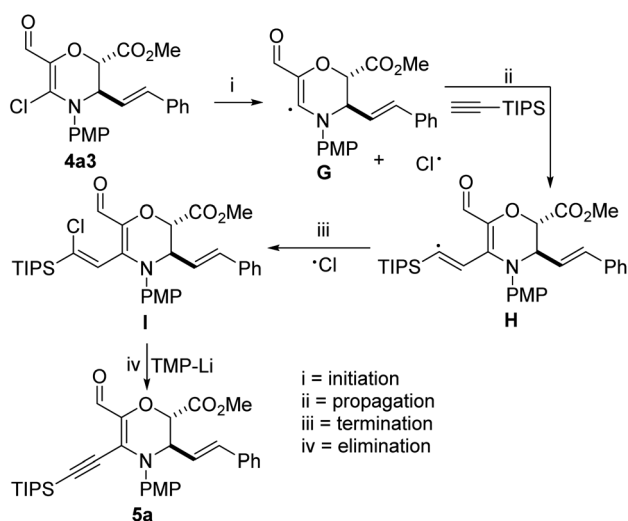
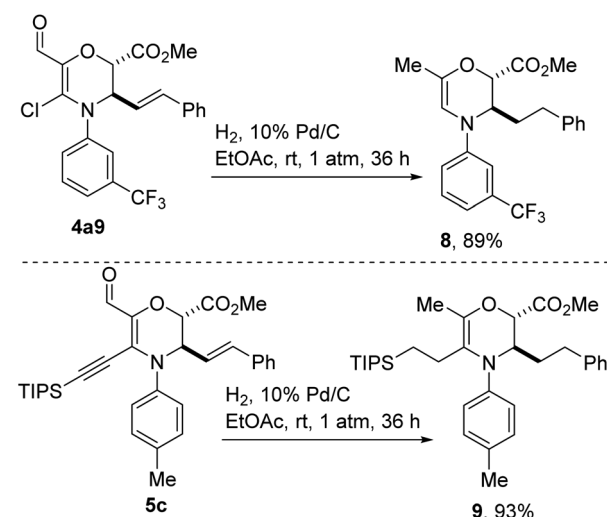
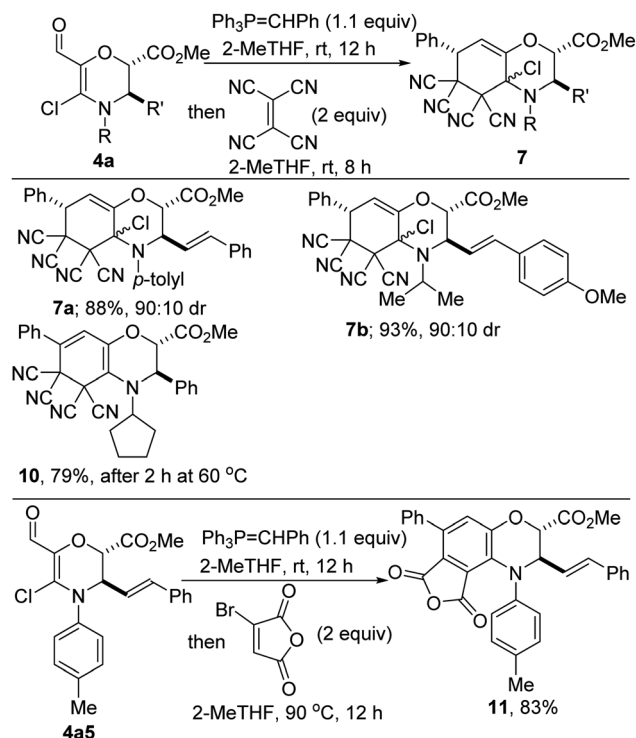


Fig. 3 Tentative mechanism for transition metal-free alkynylation of activated vinyl chlorides.



Scheme 5 Cascade reduction of functionalized dihydro-1,4-oxazines.



Scheme 6 Synthesis of bicyclic and tricyclic morpholines.

Accordingly, bicyclic morpholines are viewed as valued targets for pharmaceutical companies. Pleasingly, Wittig olefination of enals of type **4a** followed by a room temperature normal electron-demand Diels–Alder cycloaddition with tetracyanoethylene proceeds efficiently to afford oxazabicycles such as **7a** and **7b**, which bear three contiguous tetrasubstituted sp^3 carbons (Scheme 6). These mild reaction conditions are noteworthy since they allow for the retention of the pharmaceutically pertinent α -chloroamino motif. Unambiguous establishment of the relative configuration of **7a/b** has not been achieved at this point.

Of note, when the Diels–Alder reaction is performed at slightly elevated temperatures, a cascade process ensues whereby the cycloaddition is accompanied by 1,4-elimination (see **10**). A similar mode of reactivity is operative when diene **3a5** and bromomaleic anhydride are heated to 90 °C, leading to the formation of benzomorpholine **11** whose benzenoid portion is highly functionalized.

Conclusions

In summary, chemoselective Vilsmeier–Haack functionalization of morpholinonates and thiomorpholinonates has been successfully implemented, leading to the modular synthesis of *N,O*- and *N,S*-heterocyclic vinyl chlorides. The versatility of these densely populated organic chlorides has been amply demonstrated through transition metal-free late-stage alkynylation and alkenylation protocols, under environmentally benign conditions. Bicyclic and tricyclic morpholines have also been assembled through the interrogation of cross-conjugated 1,3-dienes in Diels–Alder

reactions. The current work stands as an advance over existing methodologies given that the construction of these versatile intermediates can be achieved in modular step-economical, directing/protecting group-free, high-yielding, and transition metal-free fashions. The amenability of these highly functionalized intermediates to C–C bond forming transformations bodes well for future late-stage assembly of complex morpholine/thiomorpholine-bearing bioactive molecules.

Experimental

All experiments involving air and moisture sensitive reagents were carried out under an inert atmosphere of nitrogen and using freshly distilled solvents. Column chromatography was performed on silica gel (230–400 mesh). Thin-layer chromatography (TLC) was performed using Silicycle Siliplate™ glass backed plates (250 μ m thickness, 60 Å porosity, F-254 indicator) and visualized using UV (254 nm) or $KMnO_4$ stain. Unless otherwise indicated, 1H , ^{13}C , and DEPT-135 NMR, and NOESY spectra were acquired using $CDCl_3$ solvent at room temperature. Chemical shifts are quoted in parts per million (ppm). HRMS-EI⁺ data were obtained using either electrospray ionization (ESI) or electron impact (EI) techniques. High-resolution ESI was obtained on an LTQ-FT (ion trap; analyzed using Excalibur). High resolution EI was obtained on an Autospec (magnetic sector; analyzed using MassLynx).

General procedure A

Vilsmeier–Haack functionalization. To a solution of DMF (40 mmol, 4 equiv.) in CH_2Cl_2 (50 mL) at 0 °C was added dropwise, phosphorus oxychloride (20 mmol, 2 equiv.). The resulting pale yellow mixture was refluxed for 60 min. A solution of the lactamoyl ester (10 mmol, 1 equiv.) in CH_2Cl_2 (50 mL) was added slowly under reflux. After complete addition of the lactam, the mixture was cooled to room temperature (if **3a**) or 0 °C (if **3b**) and stirred for the indicated time period (TLC and LC-MS monitoring was used to follow the extent of the reaction). Upon completion, the mixture was poured into a large flask containing crushed ice. After stirring at room temperature for 60 min, the layers were separated (the majority of the product stays in the DCM layer). Powdered K_2CO_3 was added slowly to the aqueous layer and the flask was swirled after each addition (**Caution:** it bubbles vigorously). The addition/swirling was continued until persistent cloudiness was observed. The neutralized/slightly basic mixture was extracted two times with CH_2Cl_2 . The combined organic layers (three in total, one before and two after addition of K_2CO_3) were washed with brine and dried over Na_2SO_4 for 30 min. The mixture was filtered and concentrated under reduced pressure to give the desired product as an oily salt.

General procedure B

Transition metal-free alkynylation. To an oven-dried, septum-capped 2-neck-round bottom flask equipped with a stir bar, was added the chloroenal (0.5 mmol, 1.0 equiv.) in 2-MeTHF (5 mL) under an argon atmosphere. The desired alkyne

(1.2 equiv.) was added. After completely degassing the flask, LiTMP (147.2 mg, 2 equiv.) was added. The mixture was then stirred at room temperature for the desired length of time (as indicated by TLC and LC-MS). Upon completion, the mixture was quenched with methanol. The combined organics were concentrated to ~5 mL and directly subjected to flash chromatography on silica, pretreated with Et₃N.

General procedure C

Transition metal-free alkenylation with styrenes. To a dried Schlenk tube was transferred potassium *tert*-butoxide (56 mg, 2.0 equiv.) and 1,10-phenanthroline (7 mg, 15 mol%). The sealed tube was evacuated and filled with argon three times. A solution of vinyl chloride **4a** (0.25 mmol) in 5 mL anhydrous 2-MeTHF was added *via* syringe and the mixture was stirred for several seconds at room temperature. The tube was placed in an oil bath that was preheated to 90 °C and it was stirred for 18 h (GC-MS and TLC monitoring). Upon completion of the reaction, the mixture was cooled to room temperature and filtered through a short silica plug and the silica was washed with ethyl acetate. The organic solvents were evaporated under reduced pressure and the product was purified by flash column chromatography on silica gel, pretreated with triethylamine.

Synthesis of *N,O*-heterocyclic vinyl chloride **4a1.** Prepared in 10 mmol scale using general procedure A. Temp = room temperature, time = 22 h, purification: flash chromatography on silica (pretreated with 1% Et₃N) eluting with hexane/EtOAc (80 : 20). Yield = 9.416 g, 74%. ¹H NMR (400 MHz, chloroform-*d*) δ 9.70 (s, 1H), 7.67 (d, *J* = 8.1 Hz, 2H), 7.40–7.22 (m, 2H), 6.88 (d, *J* = 8.2 Hz, 2H), 6.63 (d, *J* = 15.8 Hz, 1H), 6.21 (dd, *J* = 15.9, 6.5 Hz, 1H), 5.01 (s, 1H), 4.89 (d, *J* = 6.5 Hz, 1H), 3.62 (s, 3H). ¹³C NMR (101 MHz, CDCl₃) δ 180.4, 167.7, 142.2, 138.5, 135.2, 134.1, 132.8, 131.5, 130.3, 128.8, 127.2, 122.4, 119.6, 91.8, 74.6, 62.6, 52.7. HRMS calc. for C₂₁H₁₇ClINO₄, 508.9891, found 509.9899.

Note: all other *N,O*-heterocyclic vinyl chlorides depicted in Scheme 1 were prepared as described above. Spectroscopic data can be found in the ESI.†

Synthesis of *N,S*-heterocyclic vinyl chloride **4b1.** Prepared using general procedure A. Temp = 23 °C for 18 h. Purification: flash chromatography on silica (pretreated with 1% Et₃N) eluting with hexane/EtOAc (80 : 20). Yield = 296.3 mg, 81%, oily substance. ¹H NMR (400 MHz, chloroform-*d*) δ 9.81 (s, 1H), 7.44–7.28 (m, 5H), 6.49 (dd, *J* = 32.9, 15.7 Hz, 1H), 6.16 (dd, *J* = 15.8, 6.8 Hz, 1H), 4.94 (ddd, *J* = 6.9, 2.9, 1.1 Hz, 1H), 4.85 (p, *J* = 6.7 Hz, 1H), 3.88 (dd, *J* = 2.8, 1.0 Hz, 1H), 3.71 (s, 3H), 1.42–1.16 (m, 6H). ¹³C NMR (101 MHz, CDCl₃) δ 185.5, 185.0, 169.4, 142.4, 135.6, 133.8, 132.7, 128.8, 128.7, 128.6, 128.5, 128.4, 126.9, 126.8, 126.4, 122.5, 102.5, 56.8, 56.4, 53.1, 52.9, 52.6, 47.9, 44.6, 22.3, 21.3, 20.7, 19.6. HRMS calc. for C₁₈H₂₀ClNO₃S 365.0852, found 365.0855.

Note: all other *N,S*-heterocyclic vinyl chlorides depicted in Scheme 2 were prepared as described above. Spectroscopic data can be found in the ESI.†

Synthesis of enyne **5a.** Prepared in 0.5 mmol scale using general procedure B. Purification: flash chromatography on

silica (pretreated with 1% Et₃N) eluting with hexane/EtOAc (95 : 5). Yield = 221 mg, 79%, 95 : 5 dr. ¹H NMR (400 MHz, chloroform-*d*) δ 9.68 (s, 1H), 7.41–7.22 (m, 6H), 7.15–7.06 (m, 2H), 6.89–6.78 (m, 2H), 6.56 (d, *J* = 15.8 Hz, 1H), 6.27 (dd, *J* = 15.8, 7.7 Hz, 1H), 4.99 (d, *J* = 1.7 Hz, 1H), 4.73 (dt, *J* = 7.6, 1.4 Hz, 1H), 3.78 (t, *J* = 3.3 Hz, 7H), 0.91 (d, *J* = 4.3 Hz, 21H). ¹³C NMR (101 MHz, CDCl₃) δ 180.60, 168.30, 158.60, 138.54, 136.50, 135.62, 133.9, 128.7, 128.5, 127.8, 126.9, 123.5, 114.3, 104.5, 95.2, 74.8, 62.4, 55.6, 52.8, 18.4, 11.0. HRMS calc. for C₃₃H₄₁NO₅Si, 559.2754, found 559.2759.

Note: all other enynes depicted in Scheme 3 were prepared as described above. Spectroscopic data can be found in the ESI.†

Synthesis of diene **6a.** Prepared in 0.25 mmol scale using general procedure C. Purification: flash chromatography on silica (pretreated with 1% Et₃N) eluting with hexane/EtOAc (80 : 20). Yield = 103.8 mg, 83%, 95 : 5 dr. ¹H NMR (400 MHz, CDCl₃) δ 9.78 (s, 1H), 7.79 (d, *J* = 14.2 Hz, 1H), 7.53–7.02 (m, 13H), 6.99 (d, *J* = 14.2 Hz, 1H), 6.73 (d, *J* = 12.5 Hz, 1H), 6.49 (dd, *J* = 12.6, 1.3 Hz, 1H), 5.08 (dd, *J* = 5.8, 1.3 Hz, 1H), 4.78 (d, *J* = 1.3 Hz, 1H), 3.75 (s, 3H), 2.22 (s, 3H). ¹³C NMR (101 MHz, CDCl₃) δ 180.6, 180.5, 167.9, 138.6, 134.2, 129.6, 128.9, 128.8, 127.3, 127.2, 126.9, 126.6, 122.7, 122.4, 74.7, 74.7, 64.2, 63.9, 52.8, 52.8, 21.4. HRMS calc. for C₃₀H₂₆ClNO₄, 499.1550, found 499.1555.

Note: all other dienes depicted in Scheme 4 were prepared as described above. Spectroscopic data can be found in the ESI.†

Synthesis of enamine **8.** To a 25 mL-round-bottomed flask equipped with a magnetic stir bar was added EtOAc (5 mL) and 10% Pd/C (100 mg) at room temperature. A solution of chloro-enal **4a9** (113 mg, 0.25 mmol) in EtOAc (5 mL) was added. The flask was degassed and placed under an inert atmosphere of nitrogen. After complete addition of the chloro-enal, the nitrogen line was cut off. A balloon of H₂ was attached and the reaction mixture was stirred at room temperature. After complete consumption (based on GC-MS and TLC monitoring), the mixture was filtered through Celite and concentrated under reduced pressure to afford the product as an oil. Purification: flash chromatography on silica (pretreated with 1% Et₃N) eluting with hexane/EtOAc (85 : 15). Yield = 90.2 mg, 89%, 95 : 5 dr. ¹H NMR (400 MHz, chloroform-*d*) δ 7.42–7.29 (m, 6H), 7.14–6.71 (m, 3H), 5.63 (s, 1H), 4.82 (d, *J* = 1.7 Hz, 1H), 4.46–4.35 (m, 1H), 3.45 (s, 3H), 2.97–2.76 (m, 2H), 2.15–2.00 (m, 5H). ¹³C NMR (101 MHz, CDCl₃) δ 169.1, 146.5, 140.7, 136.4, 132.1, 131.8, 131.5, 129.8, 128.7, 128.5, 128.4, 126.4, 125.6, 122.9, 117.4, 115.4, 110.7, 110.7, 102.0, 77.5, 77.2, 76.8, 75.3, 54.1, 51.9, 32.5, 31.0, 17.6. HRMS calc. for C₂₂H₂₂F₃NO₃, 405.1552, found 405.1557.

Note: enamine **9** was prepared as described above. Spectroscopic data can be found in the ESI.†

Synthesis of bicyclic morpholine **7a.** Prepared in 0.50 mmol scale using general procedure D. Purification: flash chromatography on silica (pretreated with 1% Et₃N) eluting with hexane/EtOAc (85 : 15). Yield = 264.0 mg, 88%, 90 : 10 dr. ¹H NMR (400 MHz, CDCl₃) δ 7.56–7.16 (m, 14H), 6.75 (d, *J* = 8.3 Hz, 1H), 6.29 (ddd, *J* = 57.5, 15.9, 6.7 Hz, 3H), 5.83–5.76 (m, 1H), 5.13 (d, *J* = 1.5 Hz, 1H), 4.72 (d, *J* = 1.5 Hz, 1H), 3.91 (s, 3H), 3.87 (d, *J* = 10.6 Hz, 1H), 2.23 (s, 3H). ¹³C NMR (101 MHz, CDCl₃) δ 168.3, 166.9, 153.5, 153.1, 141.3, 137.1, 136.6, 134.6, 134.5,

132.2, 129.9, 129.4, 129.2, 128.9, 128.6, 127.2, 126.8, 125.3, 118.8, 116.2, 114.8, 113.1, 112.7, 110.7, 86.6, 85.8, 67.2, 67.0, 54.0, 21.4. HRMS calc. for $C_{35}H_{26}ClN_5O_3$, 599.1724, found 599.1729.

Note: bicyclic morpholine **7b** was prepared as described above. Spectroscopic data can be found in the ESI.†

Synthesis of bicyclic morpholine 10. Prepared in 0.50 mmol scale using general procedure D but the Diels–Alder reaction was conducted at 60 °C for 2 h. Purification: flash chromatography on silica (pretreated with 1% Et_3N) eluting with hexane/ $EtOAc$ (80 : 20). Yield = 203.7 mg, 79%. 1H NMR (400 MHz, chloroform-*d*) δ 7.70–7.50 (m, 6H), 7.54–7.44 (m, 2H), 7.43–7.34 (m, 2H), 6.78 (s, 1H), 5.27 (d, $J = 1.5$ Hz, 1H), 5.16 (s, 1H), 4.09 (p, $J = 8.3$ Hz, 1H), 3.92 (s, 3H), 2.02–1.94 (m, 1H), 1.72–1.57 (m, 3H), 1.46–1.25 (m, 4H). ^{13}C NMR (101 MHz, $CDCl_3$) δ 167.73, 166.69, 154.91, 153.84, 134.49, 133.84, 132.36, 129.75, 129.44, 129.32, 128.86, 126.42, 115.29, 114.51, 113.84, 113.16, 112.52, 78.65, 77.42, 77.11, 76.79, 62.68, 60.95, 53.91, 31.00, 30.11, 22.93, 22.73. HRMS calc. for $C_{31}H_{25}N_5O_3$, 515.1957, found 515.1954.

Conflicts of interest

There are no conflicts of interest to declare.

Acknowledgements

We are grateful to Central Washington University for financial support through startup funds to T. K. B. The School of Graduate Studies and Research is thanked for partial support of this work through a Faculty Research Award to T. K. B. and the graduate fellowship to A. O. F. V. S. thanks the McNair Scholars Program for a research fellowship.

Notes and references

- (a) F. J. R. Rombouts, G. Tresadern, O. Delgado, C. Martinez-Lamenca, M. Van Gool, A. Garcia-Molina, S. A. Alonso de Diego, D. Oehlich, H. Prokopcova, J. M. Alonso, N. Austin, H. Borghys, S. Van Brandt, M. Surkyn, M. De Cleyn, A. Vos, R. Alexander, G. Macdonald, D. Moechars, H. Gijzen and A. A. Trabanco, *J. Med. Chem.*, 2015, **58**, 8216–8235; (b) T. J. Sindhu, D. Paul, M. Chandran, A. R. Bhat and K. Krishnakumar, *World J. Pharm. Pharmaceut. Sci.*, 2014, **3**, 1655–1662; (c) V. A. Pal'chikov, *Russ. J. Org. Chem.*, 2013, **49**, 787–814; (d) J. W. Corbett, S. S. Ko, J. D. Rodgers, L. A. Gearhart, N. A. Magnus, L. T. Bacheler, S. Diamond, S. Jeffrey, R. M. Klabe, B. C. Cordova, S. Garber, K. Logue, G. L. Trainor, P. S. Anderson and S. K. Erickson-Viitanen, *J. Med. Chem.*, 2000, **43**, 2019–2030; (e) J. Nozulak, J. M. Vigouret, A. L. Jatton, A. Hofmann, A. R. Dravid, H. P. Weber, H. O. Kalkman and M. D. Walkinshaw, *J. Med. Chem.*, 1992, **35**, 480–489.
- J. Kalepu and S. Katukojvala, *Angew. Chem., Int. Ed.*, 2016, **55**, 7831–7835.
- J. A. Varela and C. Saa, *Synthesis*, 2016, **48**, 3470–3478.
- (a) S.-Y. Hsieh and J. W. Bode, *ACS Cent. Sci.*, 2017, **3**, 66–72; (b) M. U. Luescher and J. W. Bode, *Angew. Chem., Int. Ed.*, 2015, **54**, 10884–10888; (c) M. U. Luescher, C.-V. T. Vo and J. W. Bode, *Org. Lett.*, 2014, **16**, 1236–1239; (d) W.-Y. Siau and J. W. Bode, *J. Am. Chem. Soc.*, 2014, **136**, 17726–17729; (e) C.-V. T. Vo and J. W. Bode, *J. Org. Chem.*, 2014, **79**, 2809–2815; (f) C.-V. T. Vo, G. Mikutis and J. W. Bode, *Angew. Chem., Int. Ed.*, 2013, **52**, 1705–1708.
- L. Bagnoli, C. Scarponi, M. G. Rossi, L. Testaferri and M. Tiecco, *Chem.–Eur. J.*, 2011, **17**, 993–999.
- (a) E. M. Carreira and T. C. Fessard, *Chem. Rev.*, 2014, **114**, 8257–8322; (b) J. A. Burkhard, G. Wuitschik, M. Rogers-Evans, K. Mueller and E. M. Carreira, *Angew. Chem., Int. Ed.*, 2010, **49**, 9052–9067.
- (a) H. Ehrhorn and M. Tamm, *Chem.–Eur. J.*, 2019, **25**, 3190; (b) U. H. F. Bunz, *Chem. Rev.*, 2000, **100**, 1605; (c) U. H. F. Bunz, K. Seehafer, M. Bender and M. Porz, *Chem. Soc. Rev.*, 2015, **44**, 4322; (d) R. Chinchilla and C. Nájera, *Chem. Rev.*, 2014, **114**, 1783; (e) X. Ren, G. Li, S. Wei and H. Du, *Org. Lett.*, 2015, **17**, 990; (f) A. Ahlers, T. de Haro, B. Gabor and A. Furstner, *Angew. Chem., Int. Ed.*, 2016, **55**, 1406; (g) P. M. Cromm, S. Schaubach, J. Spiegel, A. Furstner, T. N. Grossmann and H. Waldmann, *Nat. Commun.*, 2016, **7**, 11300.
- K. Sonogashira, Y. Tohda and N. Hagihara, *Tetrahedron Lett.*, 1975, **16**, 4467.
- For recent and representative examples, see: (a) E. Fernandez, M. Rivero Crespo, A. I. Dominguez, P. Rubio-Marques, J. Oliver-Meseguer, L. Liu, M. Cabrero-Antonino, R. Gavara, J. C. Hernandez-Garrido, M. Boronat, A. Leyva-Perez and A. Corma, *J. Am. Chem. Soc.*, 2019, **141**, 1928; (b) T. Wang, J. Huang, H. Lv, Q. Fan, L. Feng, Z. Tao, H. Ju, X. Wu, S. L. Tait and J. Zhu, *J. Am. Chem. Soc.*, 2018, **140**, 13421; (c) W. Liu, L. Li and C.-J. Li, *Nat. Commun.*, 2015, **6**, 6526.
- H. Braunstein, S. Langevin, M. Khim, J. Adamson, K. Hovenkotter, L. Kotlarz, B. Mansker and T. K. Beng, *Org. Biomol. Chem.*, 2016, **14**, 8864–8872.
- D. Dar'in, O. Bakulina, M. Chizhova and M. Krasavin, *Org. Lett.*, 2015, **17**, 3930–3933.
- B. K. Corkey, S. T. Heller, Y.-M. Wang and F. D. Toste, *Tetrahedron*, 2013, **69**, 5640–5646.
- A. Oppedisano, C. Prandi, P. Venturello, A. Deagostino, G. Goti, D. Scarpi and E. G. Occhiato, *J. Org. Chem.*, 2013, **78**, 11007–11016.
- D. P. Bassler, L. Spence, A. Alwali, O. Beale and T. K. Beng, *Org. Biomol. Chem.*, 2015, **13**, 2285–2292.
- C. Amatore, E. Carre, A. Jutand, H. Tanaka, Q. Ren and S. Torii, *Chem.–Eur. J.*, 1996, **2**, 957.
- For evidence of ring-opening of this class of compounds, see: A. O. Farah, M. Rabah and T. K. Beng, *RSC Adv.*, 2020, **10**, 22454–22459.
- B. Ye and N. Cramer, *Acc. Chem. Res.*, 2015, **48**, 1308–1318.
- P. K. Prasad, R. N. Reddi and A. Sudalai, *Org. Lett.*, 2016, **18**, 500–503.
- T.-S. Zhang, Y.-J. Xiong, W.-J. Hao, X.-T. Zhu, S.-L. Wang, G. Li, S.-J. Tu and B. Jiang, *J. Org. Chem.*, 2016, **81**, 9350–9355.

- 20 A. Deb, S. Manna, A. Modak, T. Patra, S. Maity and D. Maiti, *Angew. Chem., Int. Ed.*, 2013, **52**, 9747–9750.
- 21 D. T. Smith and J. T. Njardarson, *Angew. Chem., Int. Ed.*, 2014, **53**, 4278–4280.
- 22 K. Hovenkotter, H. Braunstein, S. Langevin and T. K. Beng, *Org. Biomol. Chem.*, 2017, **15**, 1217–1221.
- 23 W. Su, T.-J. Gong, X. Lu, M.-Y. Xu, C.-G. Yu, Z.-Y. Xu, H.-Z. Yu, B. Xiao and Y. Fu, *Angew. Chem., Int. Ed.*, 2015, **54**, 12957–12961.
- 24 A. O. Farah, R. Archibald, M. J. Rodriguez, A. Moreno, B. Dondji and T. K. Beng, *Tetrahedron Lett.*, 2018, **59**, 3495–3498.
- 25 (a) V. P. Mehta and B. Punji, *RSC Adv.*, 2013, **3**, 11957–11986; (b) R. A. D. Arancon, C. S. K. Lin, C. Vargas and R. Luque, *Org. Biomol. Chem.*, 2014, **12**, 10–35; (c) J. F. Gustavino, M. E. Buden and R. A. Rossi, *J. Org. Chem.*, 2014, **79**, 9104.
- 26 A. R. Alcantara and P. D. de Maria, *Curr. Green Chem.*, 2018, **5**, 88.
- 27 T. W. Greene *Protective Groups in Organic Synthesis*, Wiley Interscience, New York, 1981.
- 28 (a) C.-L. Sun, Y.-F. Gu, B. Wang and Z.-J. Shi, *Chem.–Eur. J.*, 2011, **17**, 10844–10847; (b) M. Rueping, M. Leiendecker, A. Das, T. Poisson and L. Bui, *Chem. Commun.*, 2011, **47**, 10629–10631.