

SCIENTIFIC REPORTS



Correction: Author Correction

OPEN

Cascaded Kerr photon-blockade sources and applications in quantum key distribution

Ao Li^{1,2}, Yiheng Zhou^{1,2} & Xiang-Bin Wang^{1,2,3}

To raise the repetition rate, a single-photon source based on Kerr quantum blockade in a cascaded quantum system is studied. Using the quantum trajectory method, we calculate and simulate the photon number distributions out of a two-cavity system. A high quality single-photon source can be achieved through optimizing parameters. The designed photon source is further applied to the decoy state quantum key distribution (QKD). With and without statistical fluctuation, the key rate can be both raised drastically.

Single-photon sources as indispensable tools have been widely used in different quantum tasks including quantum optics, quantum communications and so on. Specifically, in the decoy state quantum key distribution (QKD)^{1–6}, a secure key can be generated with imperfect single-photon sources^{7–9}. To obtain high key rate in QKD, one needs both a high quality single-photon source and a high repetition rate of the source. To realize high quality single-photon sources, the quantum blockade process is a rather promising way^{10,11}.

Single-photon blockades have been realized in different systems, such as single emitter (atom and quantum dot) systems^{12–15} and nonlinear (Kerr) medium¹⁶. And the Kerr photon blockade refers to the happening of single-photon blockade in a cavity with Kerr-type medium. These experiments have already demonstrated photon antibunching and sub-poissonian distribution. Through using a cavity, one can acquire high efficiency in collecting single photons from the blockade. Also, it has been demonstrated that an ordinary Kerr-type material can produce very large effective nonlinear susceptibility, which allows strong interaction among different photons. Besides this, Kerr systems do not require any precise positioning^{17,18}. Nevertheless, the repetition rate of Kerr cavity is limited. Specifically, limited by the cavity linewidth, the repetition rate of output light pulse is limited to sub GHz in the Kerr photon blockade system¹⁹.

In this work, we propose a cascaded method for Kerr photon blockade systems. This proposal is to enhance the potential repetition rate of single-photon sources based on the principle of single-photon blockade in a single mode cavity with Kerr-type nonlinear response. Through cascading cavities, we find an enhanced probability of single photon occupancy, and simultaneously a reduced vacuum and multi-photon probability, which allows to relax the constraints on the repetition rate imposed by the cavity lifetime. Thus our proposed method can improve both the repetition rate and the single-photon quality. Particularly, we use the quantum trajectory method which is based on the evolution of a Monte Carlo wave function (MCWF) of small systems^{20–22} and simulate the output photon number distributions in two-cavity systems. Then we apply such quasi-sources to the decoy-state QKD and we find the key rate can be raised drastically.

Results

Model for cascaded cavities. We start with a compound quantum system with two cavities A and B. Cavity B is driven by the radiated emission from cavity A. The two cavities are cascaded and mediated by a reservoir R (see Fig. 1). Each of the cavities has a single-mode field inside within a Kerr-type medium. The free Hamiltonians of cavity A and B including interactions only inside cavities are^{23–25} (in this letter we set $\hbar = 1$):

$$H_a = \Delta_a a^\dagger a + \chi_a (a^\dagger)^2 a^2, \quad (1)$$

¹State Key Laboratory of Low Dimensional Quantum Physics, Tsinghua University, Beijing, 100084, People's Republic of China. ²Synergetic Innovation Center of Quantum Information and Quantum Physics, University of Science and Technology of China, Hefei, Anhui, 230026, China. ³Jinan Institute of Quantum Technology, Shandong Academy of Information and Communication Technology, Jinan, 250101, People's Republic of China. Correspondence and requests for materials should be addressed to X.-B.W. (email: xbwang@mail.tsinghua.edu.cn)

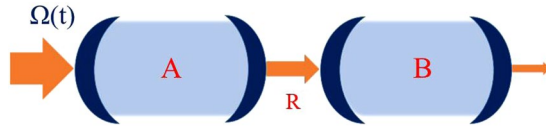


Figure 1. A cascaded Kerr photon blockade system under a coherent driven pulse.

$$H_b = \Delta_b b^\dagger b + \chi_b (b^\dagger)^2 b^2. \tag{2}$$

Here, $a^\dagger(b^\dagger)$, $a(b)$ are the creation and annihilation operators for cavity mode A (B), and $\Delta = \Delta_a = \Delta_b$ is the detuning between the center frequency of the driving pulse and the resonator. The nonlinearity strength $\chi_a(\chi_b)$ is proportional to the real part of the third-order nonlinear susceptibility, depending on the nonlinear material and the mode volumes of the resonator.

The total Hamiltonian of the system can be divided into parts: the free Hamiltonian of cavity A and B including interactions only inside cavities; the interaction between cavity A or B and the reservoir R; the Hamiltonian of R. That is:

$$H = H_a + H_b + H_R + H_{aR} + H_{bR}, \tag{3}$$

The interaction Hamiltonians are²⁶:

$$H_{aR} = \sqrt{\kappa_a} (ia\varepsilon^\dagger(0) + \text{H.c.}), \tag{4}$$

$$H_{bR} = \sqrt{\kappa_b} (ib\varepsilon^\dagger(l) + \text{H.c.}). \tag{5}$$

where $\kappa_a(\kappa_b)$ denotes the cavity decay of cavity A (B). Operators $\varepsilon^\dagger(0)$ and $\varepsilon^\dagger(l)$ stand for the fields that couple to cavity A and B. They are written in photon flux units. The travel distance of photons from cavity A to B is l . The distance l is small enough and $t_0 = l/c \approx 0$. Under the Born-Markov approximation²⁷, photon can be only annihilated from A and created in B, while the reverse process cannot happen. At the same time, operators $\varepsilon(0)$ and $\varepsilon(l)$ have the relation:

$$\varepsilon(l) = U_a^{-1}(t_0) \left(\varepsilon(0) + \frac{1}{2\sqrt{\kappa_a}} a \right) U_a(t_0), \tag{6}$$

or

$$\varepsilon(0) = U_a(t_0) \varepsilon(l) U_a^{-1}(t_0) - \frac{1}{2\sqrt{\kappa_a}} a. \tag{7}$$

where the operator U_a is defined as ref.²⁸:

$$U_a(t_0) = \exp(i(H_a + H_b + H_{aR})t_0). \tag{8}$$

One can compute the properties of the light filed from cavity A first. Then one computes the cavity-B part. However, the computation is quite complex. So we consider coupling the two cavities into S. And the total Hamiltonian of the system is

$$H = H_S + H_R + H_{SR}. \tag{9}$$

where H_S represents the coupled cavities and H_{SR} represents the interaction between the cavity and the reservoir:

As photons travels from A to B in $t_0 = l/c$, the retarded density operator of the system is also defined as:

$$\rho_{\text{ret}} \equiv U_a(t_0) \rho U_a^{-1}(t_0). \tag{10}$$

So H_{bR} should be revised as:

$$(H_{bR})_{\text{ret}} = \sqrt{\kappa_b} (ib\varepsilon_{\text{ret}}^\dagger(l) + \text{H.c.}). \tag{11}$$

where

$$\varepsilon_{\text{ret}}(l) = U_a(t_0) \varepsilon(l) U_a^{-1}(t_0). \tag{12}$$

Thus we can finally obtain

$$(H_{bR})_{\text{ret}} = i\sqrt{\kappa_b} \left(b\varepsilon(0)^* + \frac{1}{2\sqrt{\kappa_a}} a^\dagger b - \frac{1}{2\sqrt{\kappa_a}} ab^\dagger - b^\dagger \varepsilon(0) \right). \tag{13}$$

and

$$H_S = H_a + H_b + i\sqrt{\kappa_a\kappa_b}\left(\frac{1}{2}a^\dagger b - \frac{1}{2}ab^\dagger\right). \quad (14)$$

The interaction term H_{SR} is:

$$H_{SR} = (\sqrt{\kappa_a}a + \sqrt{\kappa_b}b)\varepsilon^\dagger(0) + \text{H.c.} \quad (15)$$

So the reduced density operator ρ_{ab} of the coupled system S satisfies the Master equation:

$$\frac{d\rho_{ab}}{dt} = -i[H_S, \rho_{ab}] + \frac{1}{2}(2C_2\rho_{ab}C_2^\dagger - C_2^\dagger C_2\rho_{ab} - \rho_{ab}C_2^\dagger C_2). \quad (16)$$

where $C_2 = (\kappa_a)^{1/2}a + (\kappa_b)^{1/2}b$.

When using the quantum trajectory method^{26,28}, we can write the effective Hamiltonian of coupled system as

$$H_{eff} = H_S - \frac{i}{2}C_2^\dagger C_2 = H_a + H_b - \frac{1}{2}i[\kappa_a a^\dagger a + \kappa_b b^\dagger b + 2\sqrt{\kappa_a\kappa_b}ab^\dagger]. \quad (17)$$

Cavity A is also coherently driven by a pulsed field: $\Omega(t)(a^\dagger + a)$. And Ω_t is proportional to the amplitude of the driving pulse with $\Omega(t) = \Omega_0 \exp[-(t-t_0)^2/\tau^2]$, where τ is the duration of the time dependent Gaussian pulse, t_0 and Ω_0 are constants for chosen driving pulse. Then the non-Hermitian effective Hamiltonian including a coherent drive can be rewritten as refs^{26,28}

$$H_{eff} = H_a + H_b - i/2[\kappa_a a^\dagger a + \kappa_b b^\dagger b + 2(\kappa_a\kappa_b)^{1/2}ab^\dagger] + \Omega(t)(a^\dagger + a) + \sqrt{(\kappa_b/\kappa_a)}\Omega(t)(b^\dagger + b). \quad (18)$$

In the Markov approximation, Eq. (18) includes the system A and B, their interaction ab^\dagger with broken time symmetry and a coherent input. Photons can be annihilated from A and created in B. Cavity A and B are coupled through the composite collapse operator $C_2 = (\kappa_a)^{1/2}a + (\kappa_b)^{1/2}b$. Then we simulate the system by quantum trajectory method.

Quantum trajectory simulation. Denote the coupled system state at time t as $|\psi(t)\rangle$ and the Schrödinger equation of the composite system is

$$i\frac{d|\psi(t)\rangle}{dt} = H_{eff}(t)|\psi(t)\rangle, \quad (19)$$

For a single trajectory, in a very short time interval $\delta t \ll \kappa^{-1}$ and $\kappa = \kappa_a = \kappa_b$ is the decay rate of each cavity), the system would evolve into an unnormalised state: $|\tilde{\psi}(t + \delta t)\rangle = (1 - iH_{eff}\delta t)|\psi(t)\rangle$. And the probability that no photon decays from B in the time interval is: $p_0 = \langle \tilde{\psi}(t + \delta t) | \tilde{\psi}(t + \delta t) \rangle = 1 - p$. And $p = \delta t \langle \psi(t) | C_2^\dagger C_2 | \psi(t) \rangle$ presents the probability that a quantum jump takes place in δt . In other words, the emission times are determined in a Monte Carlo simulation using the rate function $\langle \psi(t) | C_2^\dagger C_2 | \psi(t) \rangle$ ²⁶.

In the simulation, we choose a random number $0 < r < 1$ and compare p and r at the end of the time interval. If $p < r$, we normalize the state

$$|\psi(t + \delta t)\rangle = \frac{|\tilde{\psi}(t + \delta t)\rangle}{\sqrt{p_0}}. \quad (20)$$

Then we continue the evolution of non-Hermitian effective Hamiltonian further. Once $p > r$, we see a quantum jump happens and we should take renormalization

$$|\tilde{\psi}(t + \delta t)\rangle \rightarrow |\psi(t + \delta t)\rangle = \frac{C_2|\tilde{\psi}(t + \delta t)\rangle}{p/\delta t}. \quad (21)$$

where operator C_2 is the collapse operator representing for the happening of quantum jumps. To simulate the one-cavity case, one just needs to take $\kappa_b = 0$ and no photons enters into cavity B.

The proposed scheme is shown in Fig. 1, analogy to the one-cavity case in ref.²⁹. Both cavities have two mirrors on either side (left and right) and have the same nonlinear strength and decay rate: $\chi = \chi_a = \chi_b$, $\kappa = \kappa_a = \kappa_b$. The pulse travels from the left to the right. For each cavity, the driving pulse is incident on the left mirror with high reflectivity (whose decay rate is κ_{left}) and leaks out from the other (κ_{right}). Since the mirrors of either resonator has decay rates $\kappa_{left} \ll \kappa_{right} \approx \kappa$, for the single mode cavity, photons will almost leak out from the right (low reflectivity) mirror. Thus a driving pulse is incident on cavity A and finally leaks out from the right side of cavity B. Ideally, as a single-photon source, single photons should leak out from cavity B every time the whole system is operated or just short period after a single pulse enters cavity A. And the collapse operator $C_2 = (\kappa_a)^{1/2}a + (\kappa_b)^{1/2}b$ to the total cavity decay is the only output channel being monitored.

Also, the output light in Fock basis should be $|b_{out}\rangle = \sum_{n=0}^{\infty} c_n |n\rangle$, where $|c_n|^2$ is normalized representing the probability of state $|n\rangle$. When large numbers of trajectories are simulated, we can estimate the value $|c_n|^2$. We analyze the output light of cavity B by using an ideal single-photon detector (a simulation-based detection which does not really happen). For each single pulse put in, we monitor and count the clicks detected at the output of cavity B. When $click = n$, a n -photon event is detected. Specifically, for a ideal single-photon sources, no more

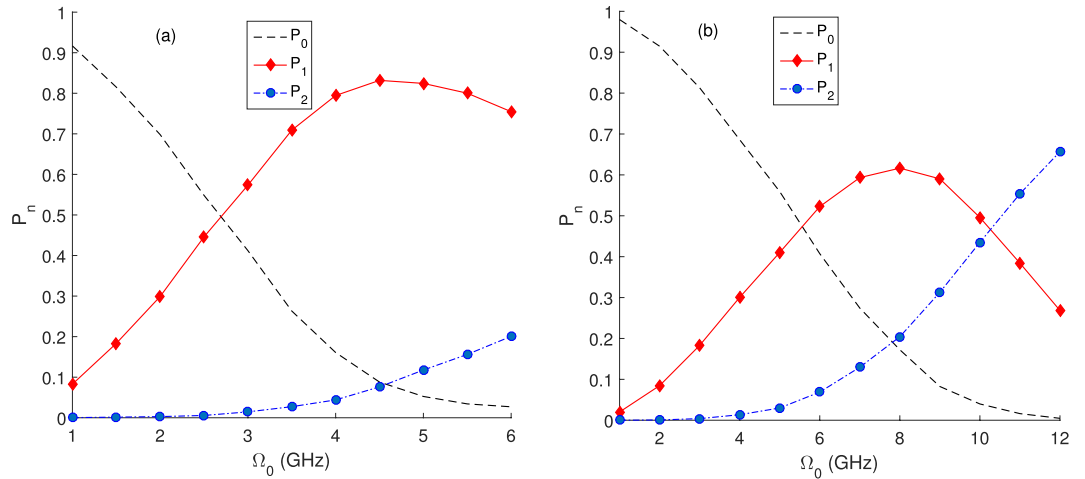


Figure 2. P_n versus Ω_0 : (a) when $\chi = 15$ GHz, $\tau = 0.2$ ns, $\kappa = 5$ GHz; (b) when $\chi = 15$ GHz, $\tau = 0.1$ ns, $\kappa = 10$ GHz.

then a single click ($click = 1$ or $click = 0$) should be detected. In the simulation, we run 6000 pulses trajectories. Then we can estimate the value $|c_n|^2$ by $P_n = |c_n|^2 = N_{click=n}/6000$. The value $N_{click=n}$ means there are N events of n -photon detection.

In the simulation, we use cavity parameters: $\chi = 15$ GHz, $\Delta = 1$ GHz. One can verify that the Kerr nonlinear coefficient χ with the material SiO_2/Ag ($V_{eff} = 10^{-2} \mu m^3$) can be larger than $10 \mu eV$ (15.2 GHz)¹⁷. Besides, for Kerr materials, the nonlinear coefficient χ can be further increased through the reduction of cavity mode volume.

To make input pulses entering the cavity one by one, the minimum period of input pulses f^{-1} should be several times of the cavity linewidth κ^{-1} . In our work, we take $f = \kappa/5$. In one-cavity case in ref.¹⁹ the repetition rate is only 200 MHz. One can raise f by increasing κ to some extent. However, to make photon blockade happening, we cannot choose a too bad cavity with the value κ too large. To further raise the f , we cascade two or more cavities and lowerdown the cavity quality factors. So cascading cavities can obtain a larger f and stronger nonlinearity strength. In the two-cavity case, we take $\kappa = 5$ GHz and $\kappa = 10$ GHz. Compared with the one-cavity case in ref.¹⁹, our proposal may effectively increase the repetition rate. For each κ we choose, we only change the parameters of the input light: the driving amplitude Ω_0 and pulse duration τ . Discussions are shown below.

To further increase the repetition rate f , we can utilize N cascaded cavities. In this way, one could generalize the effective Hamiltonian of the coupled N -cavity system as:

$$H_{eff} = \sum_{j=1}^N H_j - i/2 \sum_{j=1}^N \kappa_j a_j^\dagger a_j - i \sum_{j=1}^{N-1} (\kappa_j \kappa_{j+1})^{1/2} a_j a_{j+1}^\dagger + \Omega(t) \sum_{j=1}^N [\sqrt{\kappa_j / \kappa_1} (a_j^\dagger + a_j)]. \tag{22}$$

H_j stands for the free cavity mode and interactions inside the cavity j . Like the case when $N = 2$, $H_1 = H_a$ is the only cavity that is injected with pulse. The corresponding collapse operator should be $C_N = \sum_{j=1}^N \kappa_j^{1/2} a_j$.

By defining the collapse operator C_N we can use the quantum trajectory method discussed above.

Cascaded photon blockade sources. We first analyze the photon number probability P_n in photon blockade with amplitude Ω_0 when $\tau = 0.2$ ns, $\kappa = 5$ GHz and $\tau = 0.1$ ns, $\kappa = 10$ GHz. In Fig. 2, P_n has a strong dependence on Ω_0 in both figures. In Fig. 2(a), it is shown that when $\Omega_0 = 4.5$ GHz ($P_0 = 8.80\%$, $P_1 = 83.18\%$, $P_2 = 7.62\%$, $P_3 = 0.40\%$), P_1 could occupy a comparatively largest proportion at 83.18%.

In Fig. 2, we also notice that P_n s at $\Omega_0 = 1$ GHz, $\tau = 0.2$ ns, $\kappa = 5$ GHz are equal to those at $\Omega_0 = 2$ GHz, $\tau = 0.1$ ns, $\kappa = 10$ GHz. Thus in Fig. 3, we draw P_n versus $\Omega_0^2 \tau / \kappa$ when $\tau = 0.2$ ns, $\kappa = 5$ GHz and $\tau = 0.1$ ns, $\kappa = 10$ GHz from Fig. 2. It shows roughly the same of P_0 and P_1 in different chosen parameters when $\Omega_0^2 \tau / \kappa < 0.5$. In weak driving photon-blockade regimes, $\Omega_0^2 \tau / \kappa$ is small to make photon blockade happening effectively. This also verifies that mean photon number $\mu = \sqrt{\pi/2} \Omega_0^2 \tau / \kappa$ ^{19,30}. However, when $\Omega_0^2 \tau / \kappa > 0.5$, P_1 in different photon blockade systems becomes much different.

It is worthy of being mentioned that the chosen values of τ is mainly affected by the cavity decay κ . We also show from Fig. 4 how τ affects the output light field. For example, in the left figure when $\tau = 0.2$ ns, we see that $P_1 = 83.32\%$ is the largest proportion among all P_n . However, if we further increase the value of τ , when $\tau > 0.2$ ns and $\tau > 0.12$ ns, P_1 rapidly attenuates while P_2 grows remarkably. From the optimized values of τ (0.2 ns and 0.12 ns), we find $\mu = \sqrt{\pi/2} \Omega_0^2 \tau / \kappa \approx 1.0$ in both figures. And μ may provide us a useful way to optimize P_1 .

It may be also important to characterize the statistics properties of single-photon sources via the second-order correlation $g^{(2)}(0)$. We also know $g^{(2)}(0) < 1$ means sub-poissonian statistics of output field. In our work, we calculate the second-order correlation $g^{(2)}(0)$ with different sources (see Fig. 5) using $g^{(2)}(0) = \sum_{n=0}^{\infty} n(n-1)P_n / (\sum_{n=0}^{\infty} nP_n)^2$ ³⁰. However, $g^{(2)}(0)$ cannot give us enough information about the probability of emitting one photon each time the source works. For example, for a light source with 98% vacuum state, 1.99% one-photon state and 0.01% two-photon

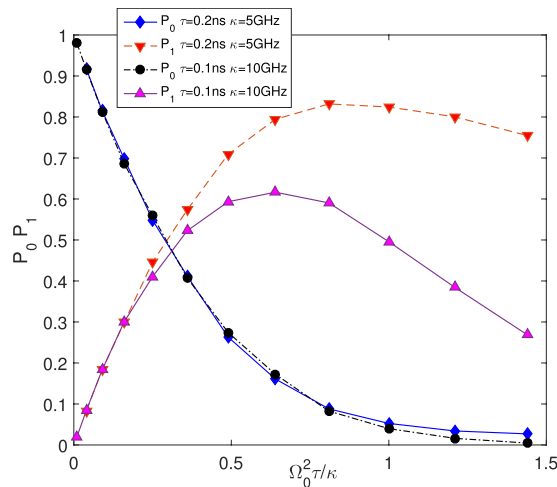


Figure 3. P_0 and P_1 verse $\Omega_0^2 \tau / \kappa$ when $\tau = 0.2$ ns, $\kappa = 5$ GHz and $\tau = 0.1$ ns, $\kappa = 10$ GHz.

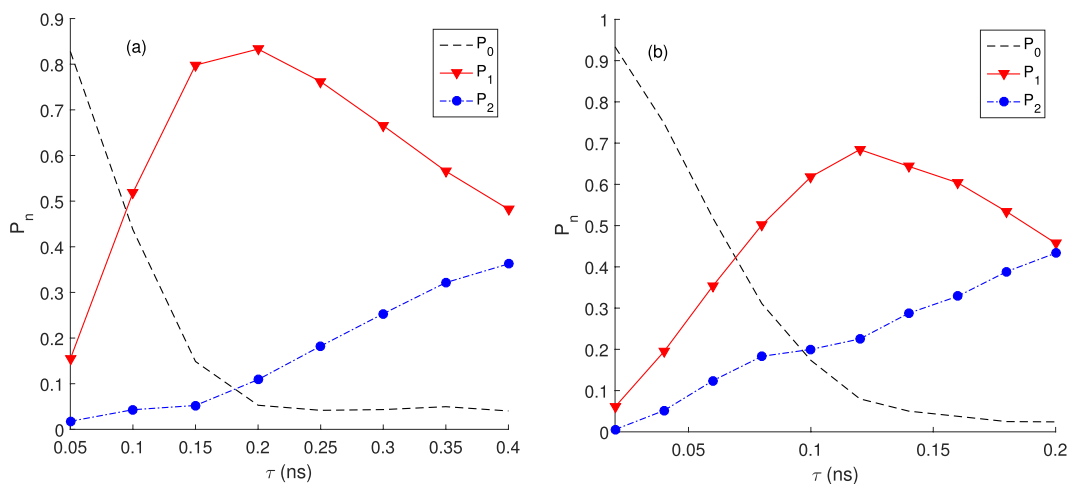


Figure 4. P_n verses τ : (a) when $\chi = 15$ GHz, $\Omega_0 = 5$ GHz, $\kappa = 5$ GHz; (b) when $\chi = 15$ GHz, $\Omega_0 = 8$ GHz, $\kappa = 10$ GHz.

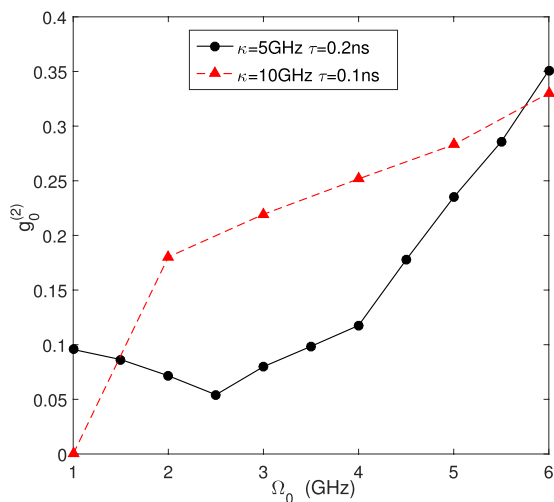


Figure 5. Second correlation function $g^{(2)}(0)$ verses Ω_0 when $\chi = 15$ GHz, $\tau = 0.2$ ns, $\kappa = 5$ GHz and $\chi = 15$ GHz, $\tau = 0.1$ ns, $\kappa = 10$ GHz.

Source	P_0	P_1	P_2	P_3	f
source1	3.77%	76.57%	18.27%	1.37%	1 GHz
source2	13.07%	56.17%	28.85%	1.80%	2 GHz

Table 1. Optimized one-cavity photon-blockade sources (PBS) when $f=1$ GHz, $\kappa=5$ GHz and $f=2$ GHz, $\kappa=10$ GHz.

state ($g^{(2)}(0)=0.01$). It has a considerably small $g^{(2)}(0)$ but very few single photons. Given the fact, in QKD, $g^{(2)}(0)$ is not a useful way to estimate the performance. We had better optimize P_1 in the first place.

In the simulation above, the repetition rate f can be 2 GHz when $\kappa=10$ GHz with $P_1=68.43\%$. However, the one-cavity case in Table 1 shows when $\kappa=10$ GHz, the optimized solution is $P_1'=56.17\%$, which is much less than $P_1=68.43\%$ (when $\kappa=5$ GHz, $P_1'=76.57\% < P_1=83.32\%$). In other words, $\kappa=10$ GHz is too large for a single cavity. So cascading two cavity can effectively raise the repetition rate.

It is needed to be mentioned that when simulating a three-cavity system, one can use our trajectory method through the corresponding collapse operator $C_3 = \kappa_1^{1/2}a_1 + \kappa_2^{1/2}a_2 + \kappa_3^{1/2}a_3$. The nature of our cascaded source is based on the single photon blockade. So when we choose cavities with the same decay rate κ , a two-cavity source is natural better than a one-cavity source. For instance, when a pulse with the photon number distribution C_0, C_1, C_n, \dots pass through a single Kerr blockade cavity, the photon number distribution turns into P_0, P_1, P_n and $P_1 > C_1, P_0 > C_0$ because multi-photon states are suppressed. So the advantage of the two-cavity source is to further turn multi-photon states into single-photon or vacuum states. It is the same with the three-cavity system. A raise of single-photon states allows to relax the constraints on the repetition rate imposed by the cavity lifetime.

Applications in QKD. We now apply the optimized CPBS (cascaded photon-blockade source) to decoy-state QKD. We hope to generate a higher key rate compared with the PBS (photon-blockade source without a cascade) and the optimized WCS (weak coherent sources optimized key rate with infinite different intensities for decoy states). With a typical decoy-state method protocol using 3 different intensities, we borrow the results from ref.³¹ to calculate the key rates. Say, Alice randomly emits pulses from sources of density matrices: $\rho_0 = |0\rangle\langle 0|$, $\rho_d = \sum_{k=0}^j a_k |k\rangle\langle k|$ and $\rho_s = \sum_{k=0}^j a'_k |k\rangle\langle k|$, where $a_k \geq 0, a'_k \geq 0$ for all $k, \sum a_k = \sum a'_k = 1$. Here, we call ρ_0, ρ_d and ρ_s as vacuum source, decoy source and signal source respectively. Denote the counting rate of source ρ_0, ρ_d and ρ_s as s_0, S_d and S_s . Borrowing formula (17) of ref.³¹, we can lower bound the single-photon counting rate as

$$s_1 \geq \frac{a'_2(S_d - a_0s_0) - a_2(S_s - a'_0s_0)}{a'_2a_1 - a_1a_2}. \quad (23)$$

So the fractions of the single-photon counts for the signal source is

$$\Delta'_1 = \frac{a'_1s_1}{S_s}, \quad (24)$$

One can calculate the final key rate for the signal source by refs^{32,33}

$$R_s = \Delta'_1[1 - H(t_1)] - qH(t). \quad (25)$$

Here, t_1 is the estimated phase-flip error rate of single-photon pulses; t is the observed bit-flip error rate of signal source; q is the factor of error correction inefficiency. And H is the binary Shannon entropy: $H(x) = -x \log_2(x) - (1-x) \log_2(1-x)$.

In Fig. 6, we present some numerical simulations using different sources: cascaded photon-blockade source (CPBS), photon-blockade source (PBS) without a cascade and optimized weak coherent state sources (WCS). The system parameters and chosen sources (decoy sources and signal sources) used in numerical simulations are listed in Tables 2 and 3. The chosen sources have the same repetition rate $f=2$ GHz. The single-photon probability of the PBS is low (56.17%) because we choose a too bad cavity with $\kappa=10$ GHz ($f=2$ GHz). But a CPBS allows a large κ with a high single-photon probability (68.43%). In Fig. 6, the key rate is raised drastically by using the CPBS at the same repetition rate. Equivalently, CPBS can raise the repetition rate.

In Fig. 7, using a 3-intensity BB84 protocol, we also show the numerical simulations of the optimal key rates with statistical fluctuation³⁴⁻³⁶. When taking account into the statistical fluctuation, the data size N become the great influence to the final key rate. Thus we take $N=10^9$ as an example. Considering the finite-size effects, we take a failure probability of 10^{-7} with a normal distribution with parameter optimized³⁴⁻³⁶. Other system parameters and chosen sources (decoy sources and signal sources) can be from Tables 2 and 3. In Fig. 7, we choose WCS with three different intensities (0, 0.2 and 0.5). The simulation also shows the superiority of our proposed source.

Discussion

We have proposed single-photon sources in cascaded Kerr photon blockade systems. The system has advantages in its controllability and flexibility compared with single-emitter systems. And the latter might have difficulties with deterministic positioning and their degree of inhomogeneity. At the output of the second cavity, we find an enhanced probability of single photon occupancy, and simultaneously a reduced vacuum and multi-photon probability, which allows to relax the constraints on the repetition rate imposed by the cavity lifetime. Parameters are optimized and P_1 can be higher than 80% with very few vacuum and multi-photon states. By cascading

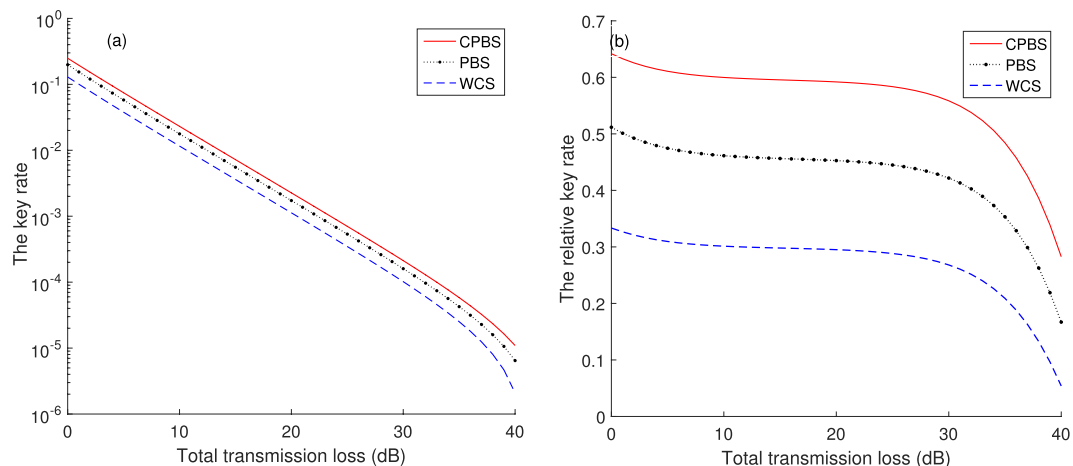


Figure 6. (a) Key rates of decoy state BB84 protocol with different sources: cascaded photon-blockade source (CPBS), the photon-blockade source without a cascade (PBS)¹⁹ and WCS. (b) The relative value of the key rates between chosen sources and the perfect single-photon source (PSPS).

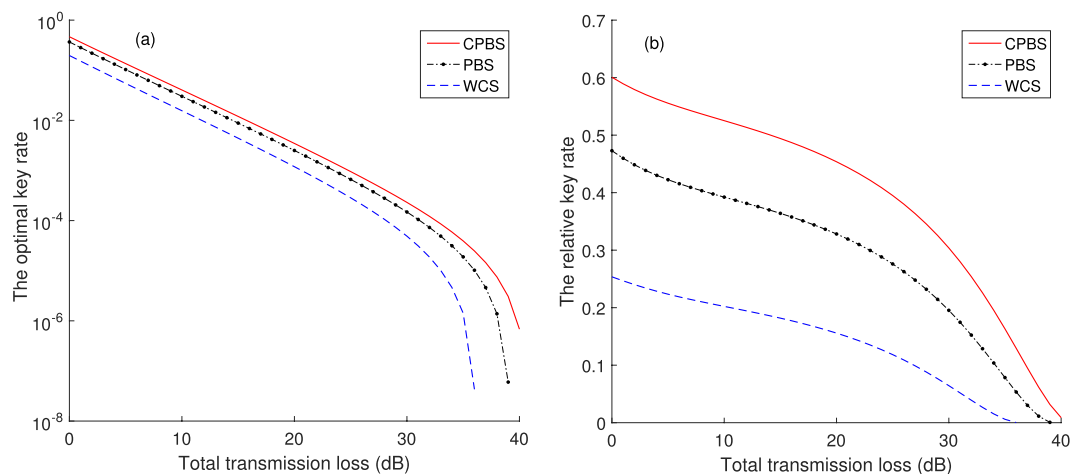


Figure 7. (a) Optimal key rates of decoy state BB84 protocol with statistical fluctuation: cascaded photon-blockade source (CPBS), the photon-blockade source without a cascade (PBS)¹⁹ and the WCS using three different intensities (0, 0.2 and 0.5). (b) The relative value of the key rates between chosen sources and the perfect single-photon source (PSPS). The data size $N = 10^9$.

e_0	e_d	p_d	q
0.5	1.5%	3.0×10^{-6}	1

Table 2. System parameters used in numerical simulations of QKD: e_0 : error rate of vacuum count, e_d : misalignment-error probability; p_d : dark count rate per detector; q : factor for error correction inefficiency¹⁹.

source	P_0	P_1	P_2	P_3	P_4
PBS _{decoy}	71.53%	26.35%	2.07%	0.05%	0
PBS _{signal}	13.07%	56.17%	28.85%	1.80%	0.10%
CPBS _{decoy}	55.92%	41.03%	3.00%	0.05%	0
CPBS _{signal}	8.00%	68.43%	22.52%	0.98%	0.07%

Table 3. Photon-blockade sources used in numerical simulations of QKD when $\kappa = 10$ GHz ($f = 2$ GHz).

two cavities, we effectively increase the repetition rate up to 2 GHz with $P_1 = 68.4\%$ at the nonlinear strength $\chi = 15$ GHz. When the quasi sources are applied in the decoy state QKD with and without statistical fluctuation, the key rate can be both raised drastically.

References

- Nielsen, M. A. & Chuang, I. L. *Quantum Computation and Quantum Information* (Cambridge University Press, Cambridge, England, 2010).
- Gisin, N., Ribordy, G., Tittel, W. & Zbinden, H. Quantum cryptography. *Rev. Mod. Phys.* **74**, 145 (2002).
- Wang, X. B., Hiroshima, T. & Tomita, A. Quantum Information with Gaussian States. *Physics Reports* **448**, 1 (2007).
- Bennett, C. H. & Brassard, G. In *Proceedings of IEEE International Conference on Computers, Systems and Signal Processing, Bangalore, India* (IEEE, New York, 1984).
- Bennett, C. H. Quantum Cryptography Using Any Two Nonorthogonal States. *Phys. Rev. Lett.* **68**, 3121 (1992).
- Ekert, A. K. Quantum cryptography based on Bell's theorem. *Phys. Rev. Lett.* **67**, 661 (1991).
- Hwang, W. Y. Quantum key distribution with high loss: Toward global secure communication. *Phys. Rev. Lett.* **91**, 057901 (2003).
- Wang, X. B. Beating the photon-number-splitting attack in practical quantum cryptography. *Phys. Rev. Lett.* **94**, 230503 (2005).
- Lo, H. K., Ma, X. & Chen, K. Decoy state quantum key distribution. *Phys. Rev. Lett.* **94**, 230504 (2005).
- Imamoglu, A., Schmidt, H., Woods, G. & Deutsch, M. Strongly interacting photons in a nonlinear cavity. *Phys. Rev. Lett.* **79**, 1467 (1997).
- Werner, M. J. & Imamoglu, A. Photon-photon interactions in cavity electromagnetically induced transparency. *Phys. Rev. A* **61**, 011801(R) (1999).
- Carmichael, H. J. Photon antibunching and squeezing for a single atom in a resonant cavity. *Phys. Rev. Lett.* **55**, 2790 (1985).
- Hennesy, K. *et al.* Photon blockade in an optical cavity with one trapped atom. *Nature* **445**, 896 (2007).
- Faraon, A., Fushman, I., Englund, D., Stoltz, N., Petroff, P. & Vučković, J. Coherent generation of non-classical light on a chip via photon-induced tunnelling and blockade. *Nat. Phys.* **4**, 859 (2008).
- He, Y. M. On On-demand semiconductor single-photon source with near-unity indistinguishability. *Nature Nanotechnology* **8**, 213 (2013).
- Gullans, M., Chang, D. E., Koppens, F. H. L., García de Abajo, F. J. & Lukin, M. D. Single-photon nonlinear optics with graphene plasmons. *Phys. Rev. Lett.* **111**, 247401 (2013).
- Ferretti, S. & Gerace, D. Single-photon nonlinear optics with Kerr-type nanostructured materials. *Phys. Rev. B* **85**, 033303 (2012).
- Majumdar, A. & Gerace, D. Single-photon blockade in doubly resonant nanocavities with second-order nonlinearity. *Phys. Rev. B* **87**, 235319 (2013).
- Li, A., Chen, T., Zhou, Y. H. & Wang, X. B. On-demand single-photon sources via quantum blockade and applications in decoy-state quantum key distribution. *Opt. Lett.* **41**, 9 (2016).
- Tian, L. & Carmichael, H. J. Quantum trajectory simulations of two-state behavior in an optical cavity containing one atom. *Phys. Rev. A* **46**, R6801 (1992).
- Carmichael, H. J. *An Open Systems Approach to Quantum Optics, Lecture Notes in Physics* (Springer Science & Business Media, 1993).
- Plenio, M. B. & Knight, P. L. The quantum-jump approach to dissipative dynamics in quantum optics. *Rev. Mod. Phys.* **70**, 101 (1998).
- Miranowicz, A., Paprzycka, M., Liu, Y. X., Bajer, J. & Nori, F. Two-photon and three-photon blockades in driven nonlinear systems. *Phys. Rev. A* **87**, 023809 (2013).
- Gevorgyan, V., Shahinyan, A. R. & Kryuchkyan, G. Y. Generation of Fock states and qubits in periodically pulsed nonlinear oscillators. *Phys. Rev. A* **85**, 053802 (2012).
- Hovsepyan, G. H., Shahinyan, A. R. & Kryuchkyan, G. Y. *Multiphoton blockades in pulsed regimes beyond the stationary limits*. *Phys. Rev. A* **90**, 013839 (2014).
- Carmichael, H. J. Quantum trajectory theory for cascaded open systems. *Phys. Rev. Lett.* **70**, 15 (1993).
- Walls, D. & Milburn, G. *Quantum Optics* (Springer-Verlag, Berlin, 1994).
- Carmichael, H. J. *Statistical Methods in Quantum Optics 2: Non-Classical Fields* (Springer Science & Business Media, 2009).
- Faraon, A., Majumdar, A. & Vučković, J. Generation of nonclassical states of light via photon blockade in optical nanocavities. *Phys. Rev. A* **81**, 033838 (2010).
- Majumdar, A. & Bajcsy, M. Probing the ladder of dressed states and nonclassical light generation in quantum-dot-cavity QED. *Phys. Rev. A* **85**, 041801 (2012).
- Wang, X. B., Peng, C. Z., Zhang, J., Yang, L. & Pan, J. W. General theory of decoy-state quantum cryptography with source errors. *Phys. Rev. A* **77**, 042311 (2008).
- Inamori, H., Lütkenhaus, N. & Mayers, D. Unconditional security of practical quantum key distribution. *Euro. Phys. J. D* **41**, 3 (2007).
- Gottesman, D., Lo, H. K., Lütkenhaus, N. & Preskill, J. Security of quantum key distribution with imperfect devices. *Quantum Inf. Comput.* **4**, 325 (2004).
- Ma, X. F., Fung, C. H. F. & Razavi, M. Statistical fluctuation analysis for measurement-device-independent quantum key distribution. *Physical Review A* **86**, 052305 (2012).
- Wang, Q. & Wang, X. B. Efficient implementation of the decoy-state measurement-device-independent quantum key distribution with heralded single-photon sources. *Phys. Rev. A* **88**, 052332 (2013).
- Xu, F., Xu, H. & Lo, H. K. Protocol choice and parameter optimization in decoy-state measurement-device-independent quantum key distribution. *Phys. Rev. A* **89**, 052333 (2014).

Acknowledgements

We acknowledge the financial support in part by the 10000-Plan of Shandong province (Taishan Scholars), NSFC grant No. 11174177, 1474182 and 60725416 and the National High-Tech Program of China grant No. 2011AA010800 and 2011AA010803.

Author Contributions

Wang, X.B. proposed this work, Li, A. and Zhou, Y.H. did the calculations and drew the figures. Li, A. and Wang, X.B. wrote the manuscript.

Additional Information

Competing Interests: The authors declare that they have no competing interests.

Publisher's note: Springer Nature remains neutral with regard to jurisdictional claims in published maps and institutional affiliations.



Open Access This article is licensed under a Creative Commons Attribution 4.0 International License, which permits use, sharing, adaptation, distribution and reproduction in any medium or format, as long as you give appropriate credit to the original author(s) and the source, provide a link to the Creative Commons license, and indicate if changes were made. The images or other third party material in this article are included in the article's Creative Commons license, unless indicated otherwise in a credit line to the material. If material is not included in the article's Creative Commons license and your intended use is not permitted by statutory regulation or exceeds the permitted use, you will need to obtain permission directly from the copyright holder. To view a copy of this license, visit <http://creativecommons.org/licenses/by/4.0/>.

© The Author(s) 2017