

Assessment of Genitourinary Trauma in Southeastern Iran

Amene Sabzi Sarvestani^{1,*}, Mehdi Zamiri¹

¹Department of Surgery, Imam Ali Educational Hospital, Zahedan University of Medical Sciences, Zahedan, IR Iran

*Corresponding author: Amene Sabzi Sarvestani, Department of Surgery, Imam Ali Educational Hospital, Zahedan University of Medical Sciences, Zahedan, IR Iran. Tel.: +98-5413425717, Fax: +98-7125223566, E-mail: sabziam@yahoo.com.

Received: June 10, 2013; Revised: June 28, 2013; Accepted: August 27, 2013

Background: To survey genitourinary (GU) organ injury following general trauma, we performed an epidemiologic study of urogenital injuries in trauma patients referred to our hospital (a teaching hospital affiliated with the Zahedan University of Medical Sciences).

Objectives: We aimed to assess the epidemiology of urogenital system injuries in southeastern Iran.

Patients and Methods: From April 2009 to November 2011, all patients with GU injuries referred to our hospital were studied. The data including age, sex, type of injury, mechanism of trauma, and prognosis of patients was collected and analyzed.

Results: From a total of 3450 patients, 66 (1.91%) had injuries of the urogenital system; 49 (74.24%) were male and 17 (25.75%) female. The patients' mean age was 23 ± 12 years (range 2 to 75 years). Of these 66 patients, 61 (94.24%) had blunt trauma, and 5 (7.57%) had penetrating trauma. Motor vehicle accidents were the most common cause of trauma (63.63%). The most common injured organs were kidneys in 41 (62.12%) and the bladder in 9 (13.6%); 47 patients (71.21%) had associated intra-abdominal injuries, and 42 (63.63%) had other accompanying injuries; 23 (34.84%) patients required surgical intervention. Three patients (4.54%) died due to the severity of injuries (Injury Severity Score > 12).

Conclusions: In our assessment, blunt trauma including road traffic accidents were the main cause of urogenital injuries. Most patients with urogenital trauma had multiple injuries, and required a multidisciplinary approach for management.

Keywords: Urogenital System; Trauma; Epidemiology; Iran

1. Background

Disabilities caused by trauma has become one of the most serious public health problems in developed countries as well as countries with low total annual income (1). There is not enough data regarding the epidemiology of genitourinary trauma in different populations. In the West, one of the very few studies in this field was performed by Bariol and colleagues who reported a 1.5% incidence of GU trauma in Scotland (2). McAninch et al. showed that urogenital traumas are responsible for up to 10% of trauma admissions in the United States (3) while other studies in Iran (4) and the United Arab Emirates (5) showed a prevalence of 0.98% and 0.9%, respectively. There are few reports on genitourinary trauma in the Middle East (6-9). Furthermore, most of the available data pertain to genitourinary injuries among soldiers not civilians (7, 8).

2. Objectives

The etiology of trauma differs in different populations; we sought to see how the epidemiology of genitourinary trauma varies. Thus, the aim of this study was to report the prevalence and nature of genitourinary injuries to compare with other studies.

3. Patients and Methods

This study was performed from April 2009 to November 2011 (a 20 month period) at our referral center for trauma patients in Sistan and Baloochestan province (a major province in southeastern Iran). Data collection was done in the emergency department. A total of 3450 trauma patients were seen. Those with urogenital injury were documented. The collected data included demographic characteristics, trauma mechanism, type of injury, severity of injury and associated injuries. The ISS was used to provide an overall score for patients with multiple injuries. Each injury was assigned an Abbreviated Injury Scale (AIS) score allocated to one of the 6 body regions (head, face, chest, abdomen, and extremities and external regions) (6). Only the highest AIS score was used in each body region. The first 3 most severely damaged body regions had their scores squared and added together to yield the ISS score.

4. Results

Of 3450 trauma patients, 66 (1.91%) had injuries of the urogenital system; forty-nine (74.24%) patients were men and 17 (25.75%) women. The patients' mean age was 23 ± 12 years (range 2 to 75 years). The associated injuries were

Implication for health policy/practice/research/medical education:

Urogenital trauma can cause serious public health problems. In this study we assessed the epidemiology of urogenital trauma in southeastern Iran.

Copyright © 2013, Trauma Research Center; Published by Kowsar Corp. This is an open-access article distributed under the terms of the Creative Commons Attribution License, which permits unrestricted use, distribution, and reproduction in any medium, provided the original work is properly cited.

head and neck injuries in 20 (30.3%), thoracic injuries in 12 (18.18%), abdominal-pelvic injuries in 47 (71.21%), and injury of extremities in 36 (54.54%). Of 66 patients, 61 (94.24%) had blunt trauma and 5 (7.57%) had penetrating trauma. Trauma mechanisms are showed in Figure 1. Motor vehicle accidents (MVA) were the most common cause (42 patients, 63.63%). In MVAs 18 (27.27%) were pedestrians, 12 (18.18%) passengers or driver, 9 (13.6%) motorcycle riders, 2 (3.03%) bicycle riders, and 1 (1.51%) had other mechanism of injuries.

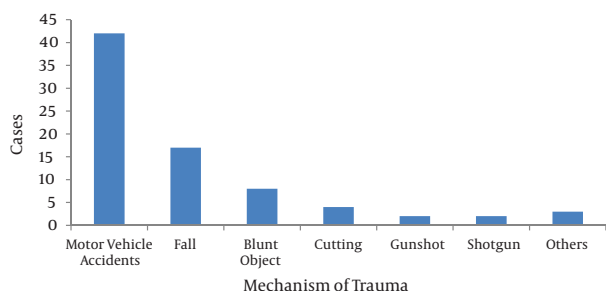


Figure 1. Mechanism of Trauma in Patients With Urogenital Trauma

Twenty-three (34.84%) patients required surgical management of the urogenital system (Figure 2); 19 patients (28.78%) had isolated urinary tract trauma (all survived); 3 patients (4.54%) died due to the severity of associated injuries (2 patients with kidney injury, and 1 with bladder injury). The mean ISS was 9 ± 3.1 . Mild injury (ISS < 8) was seen in 22 (33.3%), moderate injury ($9 < \text{ISS} < 16$) in 26 (39.39%), and severe injury (ISS > 16) in 18 (27.27%) patients.

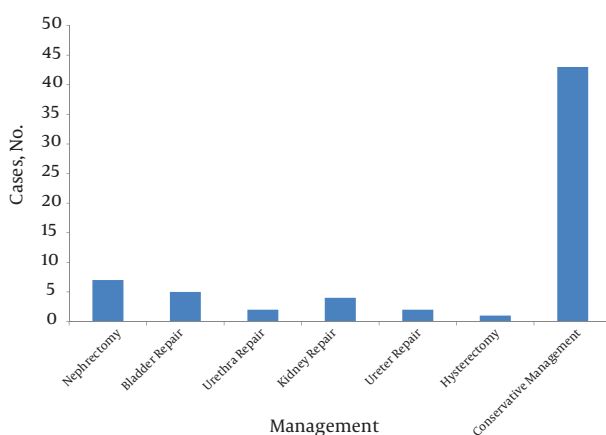


Figure 2. Management of Urogenital Trauma

Figure 3 shows the involved genitourinary organs. Renal injuries accounted for 62.12% of all injuries. Of 41 renal injuries, 25 had renal contusion with hematuria, 6 subcapsular hematomas without laceration, and 10 renal parenchyma laceration (grades IV and V, for which 7 patients required nephrectomy). Six patients required kidney repair and the rest were treated conservatively;

9 (13.6%) had bladder injury. One bladder laceration was extra peritoneal and managed via bladder drainage. All bladder lacerations were associated with pelvic fractures. Five bladder lacerations were intraperitoneal and were repaired. Three bladder injuries were contusions and hematoma. One of four urethral injuries involved complete disruption of the membranous urethra and was associated with pelvic fracture. The other three urethral injuries were in the anterior part (two superficial contusion injuries without extravasation, and one superficial rupture with extravasation). Two ureteral injuries were managed by operative repair and stenting. One deep male external genitalia laceration was debrided and repaired. Two other male external lacerations were managed conservatively by elevation with towels and cold packs. One testicular injury was in the form of hematoma without need for exploration. One scrotal wall injury was managed via debridement and primary repair of the skin, and the other injury was in the form of second degree scrotal skin burn. A single posterior vaginal wall injury was managed with debridement and primary repair. A laceration of the labia major was managed by debridement and primary repair. Two lacerations of ovaries were treated conservatively; while uterus laceration was associated with pelvic fracture and required hysterectomy.

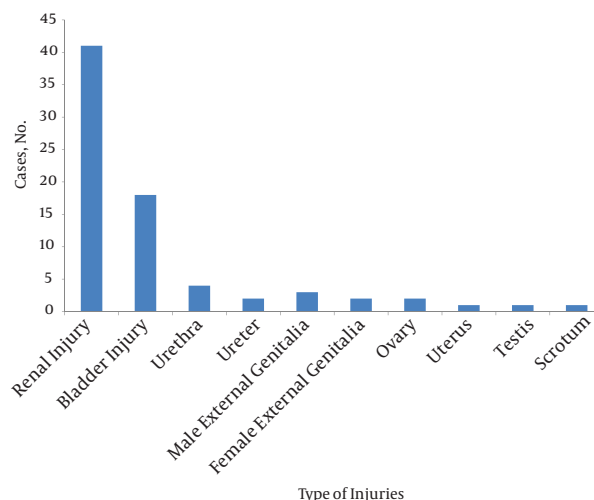


Figure 3. The Distribution of Urogenital Injuries

5. Discussion

Trauma is a main cause of mortality in the ages between 1 and 44 years in the United States and some believe that it is the main cause of mortality for this age group worldwide. The rate of injuries leading to disability is 2.5 times the mortality caused by trauma (10). Wessells et al. reported 6231 renal injuries (incidence: 1.2% per 100000 population) in 523,870 patients hospitalized for trauma in 1998 and 1999 in America (11). One study in the United States of America, reported a prevalence of 2.6% for

renal injuries among 14763 children (12). However, the epidemiology of overall genitourinary organ injury in trauma patients was reported less than expected. Bariol et al. studied 24666 patients with severe trauma presenting to all major Scottish hospitals from 1999 to 2002, and 362 patients were found to have genitourinary injuries (comprising 1.5% of the trauma patients) (2). Adequate data on genitourinary trauma in Iran is not available. Different sociodemographic factors affect the incidence and nature of genitourinary injuries in this important region. In a report from Iran, Salimi and colleagues reported a 0.5% incidence of genitourinary injuries from a general trauma registry (13). In another study by Salimi and colleagues, the incidence of genitourinary trauma was reported to be 0.98% (4). The prevalence of genitourinary trauma in our registry (1.91%) was higher than other reports from other centers of Iran and the Middle East (0.5% and 0.9% respectively) (4). Hammad and colleagues reported a prevalence of about 0.5% in the United Arab Emirates (5). Bariol and colleagues reported a 1.5% rate of GU trauma in Scotland (2). These differences may relate to drivers compliance considering that the most common cause of genitourinary trauma is motor vehicle accidents. Although in some studies the most common cause of urogenital injury was firearm injury (14), and this is increasing in some African countries. The most common cause of urogenital injury in our study was blunt trauma from MVAs. This may be due to the low rate of firearms being available in our country. Kidney injury was the most common organ injured, and nephrectomy was the most common surgical management. As in the study conducted by Franco and colleagues (15), the bladder was the second injured organ. The characteristics of injured patients were comparable to those in the literature, and the number of men admitted to the hospitals was nearly 2.88 times higher than women (4, 13, 16), and most patients were in the 3rd decade of life (4, 13, 16, 17). In a study by Hassan et al. after the Bam earthquake, a different pattern of urogenital trauma was prevalent with urethral injury being the most common trauma (18). Hemodynamically unstable patients are more likely to have multiple injuries. Injuries to the kidney and bladder, associated with other injuries (higher ISS) result in a higher mortality rate. However, it seems that there is no association between the severity of isolated urogenital trauma and the outcome in these patients, a finding that has been previously reported (19, 20). Thus, patients with multiple traumas require a multidisciplinary approach, preferably by an experienced emergency surgeon (20, 21). Although all trauma patients with isolated injuries to the urogenital system survived in this study, management should not be delayed (21, 22). These injuries may lead to urogenital dysfunction; and neglect may cause serious sequelae (23). Urogenital injuries comprise a low percentage of injuries of trauma patients, and blunt traumas including road traffic accidents are the main cause

of urogenital injury. This study shows a need to enforcing safety laws for prevention of MVAs. As most patients with urogenital trauma have multiple injuries, they require a multidisciplinary approach; disregarding these injuries may lead to serious consequences.

Acknowledgements

We are grateful to the staff of the department of surgery and all the nurses in the surgical ward and ER for the care rendered to these patients.

Authors' Contribution

Planning, coordination, data collection, analysis and writing of the manuscript: Dr. Amene Sabzi Sarvestani; Supervision and guidance in all stages: Dr. Mehdi Zamiri.

Financial Disclosure

None declared.

Funding/Support

None declared.

References

- Smith GS, Barss P. Unintentional injuries in developing countries: the epidemiology of a neglected problem. *Epidemiol Rev*. 1991;**13**:228-66.
- Bariol SV, Stewart GD, Smith RD, McKeown DW, Tolley DA. An analysis of urinary tract trauma in Scotland: impact on management and resource needs. *Surgeon*. 2005;**3**(1):27-30.
- Morey AF, Dugill DD. Genital and lower urinary tract trauma. In: Wein AJ, Kavoussi LR, Novick AC, Partin AW, Peters CA, editors. *Campbell's urology*. 10th ed. Philadelphia: WB Saunders; 2012. p. 2507-20.
- Salimi J, Nikoobakht MR, Khaji A. Epidemiology of urogenital trauma in Iran: results of the Iranian National Trauma Project. *Urol J*. 2006;**3**(3):171-4.
- Hammad FT, Eid HO, Hefny AF, Abu-Zidan FM. Profiling genitourinary injuries in United Arab Emirates. *J Emerg Trauma Shock*. 2011;**4**(3):342-5.
- Abu-Zidan FM, Al-Tawheed A, Ali YM. Urologic injuries in the Gulf War. *Int Urol Nephrol*. 1999;**31**(5):577-83.
- Heidarpour A, Dabbagh A, Khatami MS, Rohollahi G. Therapeutic urogenital modalities during the last three years of the Iran and Iraq War (1985-1987). *Mil Med*. 1999;**164**(2):138-40.
- Paquette EL. Genitourinary trauma at a combat support hospital during Operation Iraqi Freedom: the impact of body armor. *J Urol*. 2007;**177**(6):2196-9.
- Serkin FB, Soderdahl DW, Hernandez J, Patterson M, Blackburn L, Wade CE. Combat urologic trauma in US military overseas contingency operations. *J Trauma*. 2010;**69** Suppl 1:S175-8.
- McAninch JW. Genitourinary trauma. *World J Urol*. 1999;**17**(2):65-5.
- Wessells H, Suh D, Porter JR, Rivara F, MacKenzie EJ, Jurkovich GJ, et al. Renal injury and operative management in the United States: results of a population-based study. *J Trauma*. 2003;**54**(3):423-30.
- McAleer IM, Kaplan GW, LoSasso BE. Congenital urinary tract anomalies in pediatric renal trauma patients. *J Urol*. 2002;**168**(4 Pt 2):1808-10.
- Salimi J, Nikoobakht MR, Zareei MR. Epidemiologic study of 284 patients with urogenital trauma in three trauma center in Tehran. *Urol J*. 2004;**1**(2):117-20.
- Kansas BT, Eddy MJ, Mydlo JH, Uzzo RG. Incidence and manage-

- ment of penetrating renal trauma in patients with multiorgan injury: extended experience at an inner city trauma center. *J Urol*. 2004;**172**(4 Pt 1):1355-60.
15. Franko ER, Ivatury RR, Schwab DM. Combined penetrating rectal and genitourinary injuries: a challenge in management. *J Trauma*. 1993;**34**(3):347-53.
 16. Paparel P, N'Diaye A, Laumon B, Caillot JL, Perrin P, Ruffion A. The epidemiology of trauma of the genitourinary system after traffic accidents: analysis of a register of over 43,000 victims. *BJU Int*. 2006;**97**(2):338-41.
 17. Roudsari BS, Sharzei K, Zargar M. Sex and age distribution in transport-related injuries in Tehran. *Accid Anal Prev*. 2004;**36**(3):391-8.
 18. Hasan M, Firoozabadi D, Abedinzadeh M, Moslemi MK. Genitourinary system trauma after 2003 Bam earthquake in Kerman, Iran. *Ther Clin Risk Manag*. 2011;**7**:49-52.
 19. Hsieh CH, Chen RJ, Fang JF, Lin BC, Hsu YP, Kao JL, et al. Diagnosis and management of bladder injury by trauma surgeons. *Am J Surg*. 2002;**184**(2):143-7.
 20. Kuo RL, Eachempati SR, Makhuli MJ, Reed RL, 2nd. Factors affecting management and outcome in blunt renal injury. *World J Surg*. 2002;**26**(4):416-9.
 21. Dobrowolski ZF, Weglarz W, Jakubik P, Lipczynski W, Dobrowolska B. Treatment of posterior and anterior urethral trauma. *BJU Int*. 2002;**89**(7):752-4.
 22. Husmann DA, Gilling PJ, Perry MO, Morris JS, Boone TB. Major renal lacerations with a devitalized fragment following blunt abdominal trauma: a comparison between nonoperative (expectant) versus surgical management. *J Urol*. 1993;**150**(6):1774-7.
 23. Peterson NE. Current management of acute renal trauma. In: Rous SE, editor. *Urology annual*. 5th ed. McGraw-Hill: 1991. p. 151-79.