

Cite this: *Chem. Sci.*, 2021, 12, 7388

All publication charges for this article have been paid for by the Royal Society of Chemistry

Received 13th January 2021

Accepted 21st April 2021

DOI: 10.1039/d1sc00240f

rsc.li/chemical-science

# Asymmetric hydroalkylation of alkynes and allenes with imidazolidinone derivatives: $\alpha$ -alkenylation of $\alpha$ -amino acids†

Farhad Panahi, Hormoz Khosravi, Felix Bauer and Bernhard Breit\*

This work reports a new method for the synthesis of quaternary  $\alpha$ -alkenyl substituted amino acids by the enantio- and diastereoselective addition of imidazolidinone derivatives to alkynes and allenes. Further hydrolysis of the imidazolidinone products under acidic conditions afforded biologically relevant amino acid derivatives. This method is geometry-selective (*E*-isomer), enantio- and diastereoselective, and products were obtained in good to excellent yields. The utility of this new methodology is proved by its operational simplicity and the successful accomplishment of gram-scale reactions. Experimental and computational studies suggest the key role of Li in terms of selectivity and support the proposed reaction mechanism.

## Introduction

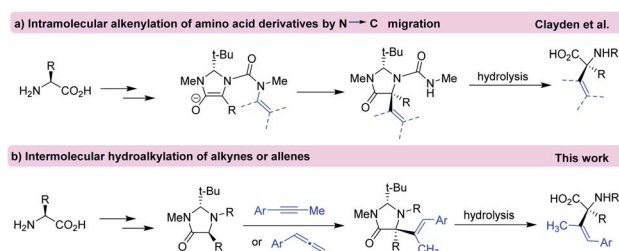
Alpha quaternary amino acids ( $\alpha$ -AAs) not only have a key role in the modification of peptide conformations but also are employed as building blocks for the preparation of biologically and medicinally compounds.<sup>1</sup> The introduction of a fourth substituent to the  $\alpha$ -carbon (carbon bears the amino and carboxyl groups) of amino acids is a common approach in the asymmetric synthesis of quaternary  $\alpha$ -AAs.<sup>2</sup> While enantioselective alkylation at  $\alpha$ -carbon is well developed, the introduction of unsaturated substituents (aryl and alkenyl) at this carbon has proved more challenging.<sup>3</sup>

Alkenyl  $\alpha$ -AAs are important structure motifs to serve as building blocks in synthetic chemistry and drug discovery. These structures have shown interesting biological activities such as antibiotic and anticancer properties.<sup>4</sup> Despite of its relevance, the methodologies for the synthesis of enantiopure alkenyl amino acids are limited,<sup>5</sup> among them [2,3]-sigmatropic rearrangement of selenimides,<sup>6</sup>  $\alpha$ -2-tosylethenylation of (*S*)-2-(pyrrolidin-1-yl)propanoic acid esters,<sup>7</sup> and use of alkenylboronic acids are the most used.<sup>8</sup> Recently, an intramolecular method for the  $\alpha$ -alkenylation of  $\alpha$ -AA was reported using diastereoselective rearrangement of an *N'*-alkenyl urea substrate<sup>9</sup> according to the Seebach's "self-regeneration of stereocenters" method (Scheme 1a).<sup>10</sup> Thus, considering our extended knowledge on the regioselective addition of different pronucleophiles

to allenes and alkynes,<sup>11</sup> we envisioned that the direct intermolecular hydroalkylation of alkynes and allenes with imidazolidinone derivatives may provide a new way to obtain quaternary  $\alpha$ -alkenyl substituted amino acids (Scheme 1b). This new transformation is highlighted by an increase in the structural complexity of amino acids through the formation of a new C–C bond which generates a new quaternary stereocenter in high diastereoselectivity. Simultaneously, a tri-substituted alkene function is generated with high *E*-selectivity, itself an important challenge in modern organic synthesis.<sup>12</sup> To the best of our knowledge, hydroalkylation of alkynes and allenes with imidazolidinone derivatives toward synthesis of  $\alpha$ -alkenylated  $\alpha$ -amino acids has not been reported.

## Results and discussion

To evaluate the feasibility of this hypothesis, the  $\alpha$ -alkenylation of  $\alpha$ -AAs *via* hydroalkylation of alkynes was started using imidazolidinone **1a** and alkyne **2a** as model substrates (Table 1). An initial experiment with KHMDS (HMDS =

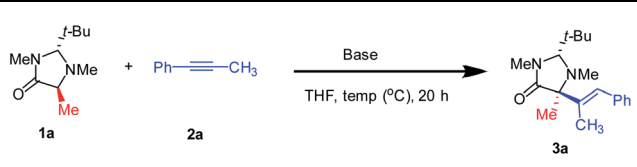


Scheme 1 Alkenylation of amino acid derivatives by  $N' \rightarrow C$  migration (a) and using intermolecular hydroalkylation of alkynes or allenes (b).

Institut für Organische Chemie, Albert-Ludwigs-Universität Freiburg, Albertstraße 21, 79104 Freiburg im Breisgau, Germany. E-mail: bernhard.breit@chemie.uni-freiburg.de

† Electronic supplementary information (ESI) available. CCDC 1950247. For ESI and crystallographic data in CIF or other electronic format see DOI: 10.1039/d1sc00240f



Table 1 Optimization of the reaction condition<sup>a</sup>


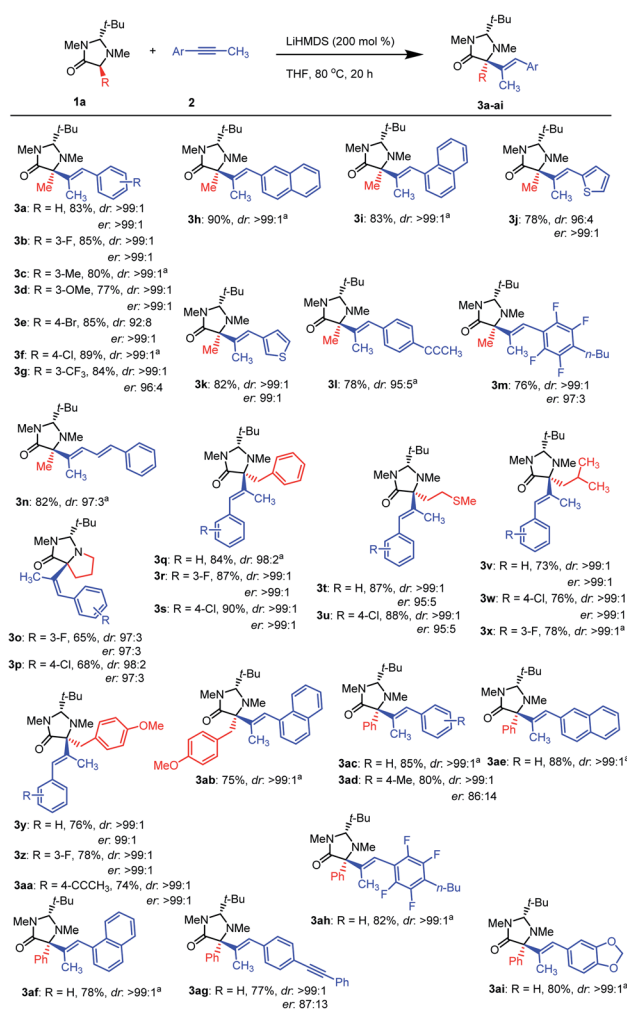
Entry	Base (eq.)	Temp. (°C)	Yield <sup>b</sup> (%)	dr <sup>d</sup>	er <sup>e</sup>
1	KHMDS (2.0)	80	73 (79) <sup>c</sup>	>99 : 1	68 : 32
2	NaHMDS (2.0)	80	75 (82) <sup>c</sup>	>99 : 1	56 : 44
3	LiHMDS (2.0)	80	83 (91) <sup>c</sup>	>99 : 1	>99 : 1
4	LiHMDS (2.0)	80	79 <sup>f</sup>	>99 : 1	94 : 6
5	LiHMDS (2.0)	50	48	>99 : 1	>99 : 1
6	LiHMDS (2.0)	r.t.	25 <sup>g</sup>	>99 : 1	>99 : 1
7	LiHMDS (1.0)	80	23	>99 : 1	>99 : 1
8	LiHMDS (0.5)	80	<5	>99 : 1	ND

<sup>a</sup> Reaction conditions: **1a** (0.2 mmol), **2a** (0.2 mmol), M(Li,Na,K) HMDS (0.4 mL, 1.0 M in THF), THF (2.0 mL, 0.08 M). <sup>b</sup> Yields reported for isolated products. <sup>c</sup> NMR yield with 1,3,5-trimethoxybenzene (TMB) as reference. <sup>d</sup> dr was determined using <sup>1</sup>H-NMR. <sup>e</sup> er was determined by chiral HPLC. <sup>f</sup> Toluene was used as the solvent. <sup>g</sup> Reaction time was 48 h.

hexamethyldisilazane) afforded 73% of desired product **3a** with complete diastereoselectivity albeit with a low enantiomeric ratio (er) of 68 : 32 (Table 1, entry 1). Using NaHMDS the yield was slightly improved, but the er decreased to 56 : 44, while the dr maintained >99 : 1 (Table 1, entry 2). Remarkably, switching to LiHMDS, **3a** was produced in 83% isolated yield in perfect dr and er (Table 1, entry 3).<sup>13</sup>

No improvement was observed using other bases proving that LiHMDS is the most efficient base for this protocol (Table 1S<sup>†</sup>). The solvent screening revealed that THF is the best solvent for this transformation (Table 2S<sup>†</sup>). In the case of toluene, 78% yield was achieved, however, a slight decrease of the er was observed (Table 1, entry 4). Then, different temperatures were tested finding 80 °C as the optimal (Tables 3S<sup>†</sup> and 1, entries 5 & 6). It should be noted that the yield dramatically decreased when one equivalent of base was used. Unexpectedly with half equivalent of the base the process did not occur (Table 1, entries 7 & 8). Moreover, the ratio between the starting materials and the base is critical in this process, getting the best results with a 1 : 1 : 2 ratio for **1a** : **2a** : base (Table 4S<sup>†</sup>). With the optimal conditions in hand, we turned our attention to the scope of both amino acids and alkynes (Scheme 2). The scope of imidazolidinone derived amino acids as nucleophile partners were evaluated. Imidazolidinone derivatives from proline, phenylalanine, methionine, leucine, tyrosine, and phenylglycine (as non-natural  $\alpha$ -AAs) reacted with different alkynes, affording the products (**3a-ai**) in good to excellent yields.

To our delight, a wide range of aryl-methyl alkynes were tolerated affording the corresponding  $\alpha$ -alkenylated amino acid derivatives in high yields and perfect dr (Scheme 2). It was observed that alkynes bearing substituents at *ortho*- (**3m,ah**), *meta*- (**3b-d,g,o,r,x,z**), and *para*- (**3e,f,l,p,s,w,aa,ad,ag**) positions



Scheme 2 The substrate scope of alkynes and amino acids. Reaction conditions: **1a** (0.2 mmol), **2** (0.2 mmol), LiHMDS (0.4 mL, 1.0 M in THF), THF (2.0 mL, 0.08 M), 80 °C, 20 h. Yields reported for isolated products. dr were determined using <sup>1</sup>HNMR. <sup>a</sup>er not determined.

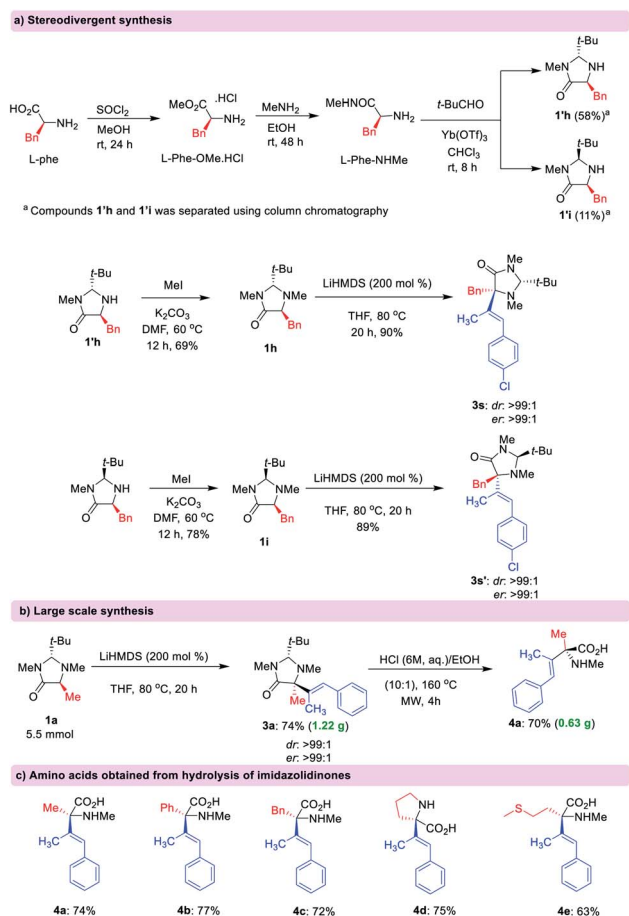
of the phenyl ring delivered the corresponding products in high yields and dr.

Alkynes containing naphthyl (**3h,i,ab,ae,af**), thiophenyl (**3j,k**) and 1,3-benzodioxole (**3ai**) worked well under these conditions. Sterically hindered substrates such as *ortho*-substituted (**3m,ah**) and 1-naphthyl alkynes (**3i,ab,af**) gave also products in good yields. Halogen atoms (F, Cl, Br) in different positions (*ortho*, *meta*, and *para*) were tolerated, resulting in the halogenated products in good to excellent yields and high dr, allowing for further functionalizations. No evidence of dehalogenation or benzyne formation was observed for this type of substrates. Only a slight loss of dr was observed for bromo-substituted substrates.

In order to show the versatility and the selectivity of this method, some alkynes with particular functionalities were used. In this sense, the reaction of a polyfluoro-substituted alkyne gave **3m** and **3ah** in high yields and dr. Moreover, a conjugated alkyne ((*E*)-pent-1-en-3-yn-1-ylbenzene) resulted in product **3n** in high yields preserving the configuration of the initial double

bond. Product **3ag** proved that only aryl-methyl alkyne groups are active substrates in this transformation. Interestingly, when using bis-alkyne (1,4-di-(prop-1-yn-1-yl)benzene) only one functional group reacted, which provide opportunities for new structural diversities (**3l,aa**). As shown in Scheme 2, the er for all type of amino acids are excellent and only in the case of phenyl glycine due to some racemization because of its acidifying side chain, starting material could not be obtained in high er.<sup>3b</sup> However, the hydroalkylation process was accomplished in high stereoselectivities.

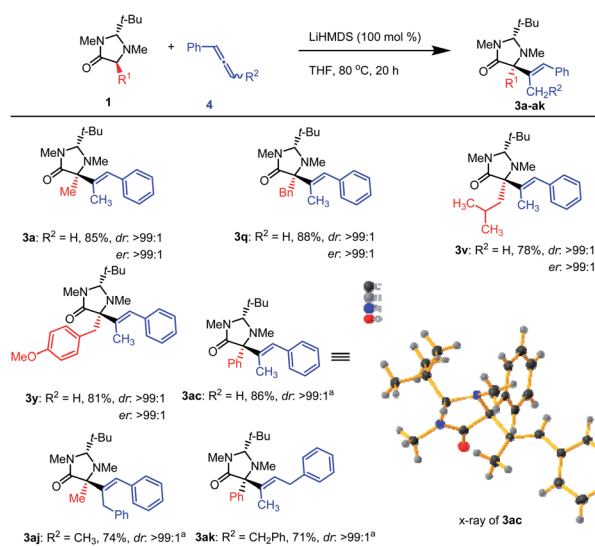
Stereodivergency can be achieved using either *trans*- or *cis*-imidazolidinones which can be easily synthesized from L-amino acids (Scheme 3a).<sup>14</sup> In this way, it is possible to access both optical antipodes of the desired functionalized amino acid in high er. In order to highlight the utility of this methodology, a large-scale synthesis (5.5 mmol) of compound **3a** was performed with 74% isolated yield in high dr (>99 : 1) and er (>99 : 1) (Scheme 3b). Hydrolysis of the imidazolidinone products resulted in the release of amino acid derivatives preserving the enantiomeric purity and the alkene geometry (Scheme 3c).<sup>15</sup>



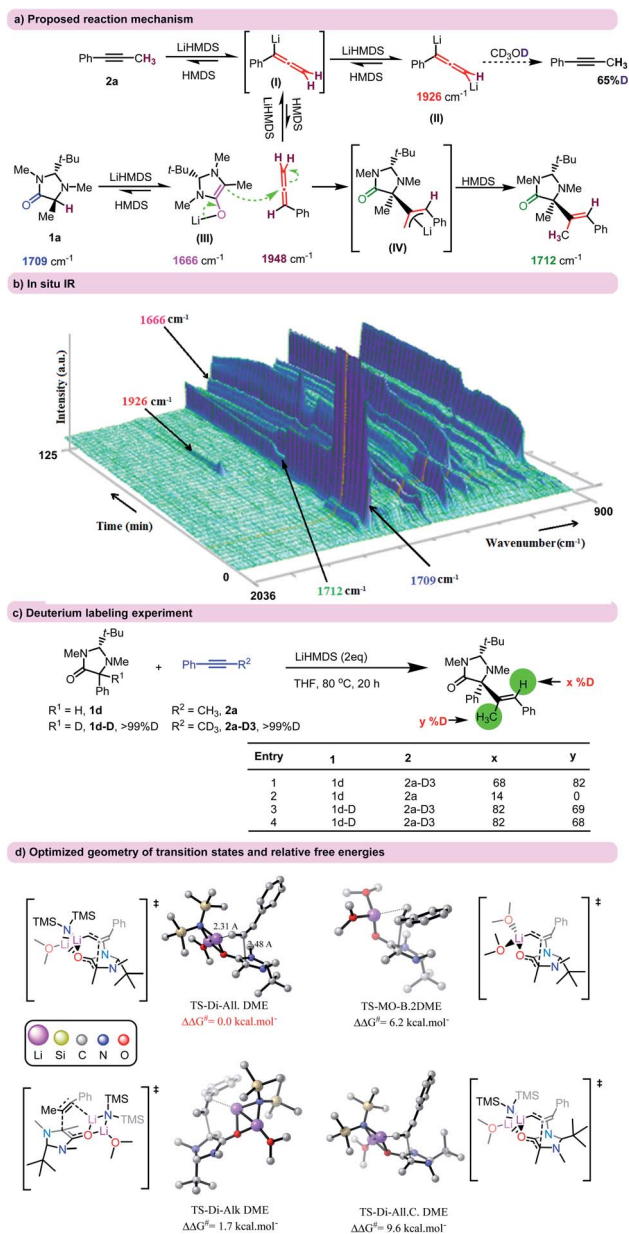
**Scheme 3** (a) Stereodivergent synthesis of quaternary  $\alpha$ -alkenyl substituted imidazolidinone derivatives and their hydrolysis towards  $\alpha$ -AAs. (b) Large scale synthesis of  $\alpha$ -alkenylated amino acid derivatives. (c) The chemical structure of some  $\alpha$ -alkenyl substituted amino acids after hydrolysis of imidazolidinone derivatives.

Considering that the base-promoted isomerization of alkynes to allenes is well-known,<sup>16</sup> we assume that the reaction could proceed by the attack of the imidazolidinone enolate to the central carbon of the generated allene.<sup>17</sup> This assumption was supported by the requirement of two equivalents of base: one equivalent for the enolate formation and another one for the alkyne to the allene isomerization. Indeed, using 1-phenylallene (**4**) as the substrate in the presence of one equivalent of base compound **3a** was obtained in 85% isolated yield at 80 °C in THF. This shows that allenes can also be used as substrates. Using this modified methodology several imidazolidinone derivatives were converted to the corresponding products (Scheme 4). Similar high yields and stereoselectivities were observed as for the alkyne substrates. Internal allenes also worked with this method (**3aj,k**). An X-ray crystal structure analysis of a suitable single crystal of **3ac** confirmed its relative and absolute configuration (Scheme 4).

We propose a plausible reaction pathway for the hydroalkylation of alkynes and allenes with imidazolidinones in Fig. 1a. The first equivalent of the base might initiate the alkyne–allene isomerization process and form monolithiated allene (**I**). Then, in the presence of a second equivalent of the base **I** could give a dilithiated allenyl species (**II**). Based on control experiments this species seems to be the more stable allenyl intermediate.<sup>18</sup> Formation of free allene as an electrophile coupling partner in this reaction is possible by protonation of the lithiated allenyl species.<sup>19</sup> Also, the deprotonation of the imidazolidinone would afford the corresponding lithium enolate (**III**). Then, the nucleophilic attack of **III** to the central allene carbon dictates the alkene geometry anti relative to the aryl group. Finally, protonation of the related carbanion (**IV**) with HMDS delivers the product.



**Scheme 4** Hydroalkylation of allenes with imidazolidinone derivatives. Reaction conditions: **1a** (0.2 mmol), **4a** (0.2 mmol), LiHMDS (0.2 mL, 1.0 M in THF), THF (2.0 mL, 0.09 M), 80 °C, 20 h. Yields reported for isolated products.



**Fig. 1** (a) The proposed reaction mechanism. (b) The *in situ* IR obtained of the reaction between substrates **1a** and **2a**. (c) Deuterium labeling experiments. (d) Optimized geometry of transition states and relative free energies (in kcal mol<sup>-1</sup> are compared with TS-Tr-All. A). All C–H bonds are hidden for simplicity.

Detailed mechanistic investigations were performed in order to support the proposed mechanism. First, the hydroalkylation reaction was evaluated by *in situ* IR using **1a** and **2a** as starting materials (Fig. 1b).<sup>20</sup> Upon addition of LiHMDS (2 eq.) to a mixture of alkyne in THF at 80 °C, a new absorption band appeared at ~1926 cm<sup>-1</sup>. According to literature, this band could be assigned to a dilithiated allenyl species.<sup>18a</sup> Based on a previous report, *n*-BuLi (2 eq.) was added to **2a** and again the peak at ~1926 cm<sup>-1</sup> was observed proving our hypothesis. This peak disappeared after quenching with CD<sub>3</sub>OD and no peak was detected in the allene area. The NMR and mass analysis of the

IR reaction mixture after quenching with CD<sub>3</sub>OD showed the regeneration of alkyne **2a** with 65% of deuterium labeling in the methyl group (Fig. 1a). These experiments confirm the presence of dilithiated allenyl species **II** which is in equilibrium with the alkyne, allene, and monolithiated allene moieties.<sup>19,20</sup>

The C=O stretching absorption corresponding to the amide carbonyl group in **1a** (~1709 cm<sup>-1</sup>) was decayed upon addition of one equivalent of LiHMDS and a new peak at ~1666 cm<sup>-1</sup> was formed which corresponds to the enolate of **1a**. Progress of the reaction showed the appearance of a new C=O stretching absorption bond which is attributed to the product (~1712 cm<sup>-1</sup>).

Deuterium labeling experiments using substrates **1d** and **2a** indicated that the deuterium atoms are distributed between two positions of vinylic hydrogen and methyl group (Fig. 1c).<sup>20</sup> This deuterium distribution is in agreement with a prior alkyne–allene isomerization and protonation of the carbanion (**IV**) (Fig. 1a). It should be noted that quenching the reaction with D<sub>2</sub>O did not change the deuterium incorporation, suggesting that there was no organolithium intermediate present before (Fig. 1c, entry 4). Additionally, the quenching with methyl iodide did not result in the alkylated product.

In order to gain further insight into the reaction mechanism, DFT calculations were carried out.<sup>20</sup> Nucleophilic addition of imidazolidinone to alkyne (or its allene counterpart) was considered as the key step in the presence of different aggregations of Li (monomer, dimer, and trimer).<sup>21</sup> The optimized structures and relative barrier energies are shown in Fig. 1d, Scheme S1,† using DME (dimethylether) as a model for THF, LiHMDS.3DME for solvated LiHMDS and imidazolidinone **1a** and alkyne **2a** as substrate. A comparison of the calculated free energies showed that the stability of transition states depends on both the degree of aggregation and solvation. We found in our calculations that in the medium degree of lithium aggregation (dimer), the coordination of solvent to Li (**TS-Di-All.DME**) is more beneficial than in an unsolvated transition state (**TS-Di-All**, Scheme S1†). In addition, for the transition states with less aggregated Li (dimer and monomer) coordination of the solvent seems to be more preferred in comparison to trimer. These results are in agreement with a previous report.<sup>22</sup> Computational details show that the medium degree of lithium aggregation (dimer) leads to the most stable transition state. Furthermore, the high difference between the energy of **TS-Di-All.DME** and **TS-Di-All.C.DME** (9.6 kcal mol<sup>-1</sup>) well demonstrates the key role of the *tert*-butyl group in controlling stereochemistry. More importantly, the geometry of **2a** in **TS-Di-All.DME** shows that carbolithiation of alkyne led to the *Z* product while the *E*-configuration is the only experimentally observed geometry. The found relative energies of **TS-Di-All.DME** and **TS-Tr-Di-All.DME** supports the assumption that the reaction is exclusively happening between allene and the enolate.

## Conclusions

In conclusion, we have developed a new method for the enantioselective introduction of an alkenyl substituent to the alpha

position of amino acids using the diastereoselective hydro-alkylation of alkynes and allenes with imidazolidinone derivatives obtained from enantiopure amino acids. This reaction proceeds with complete control of both regio- and diastereoselectivity and allows efficient access to (*E*)-alkene functionalized quaternary amino acids. The feasibility of this protocol is highlighted by its operational simplicity as well as gram scale application. Further studies in this research field are currently ongoing in our group.

## Author contributions

The work was conceptualized by FP and BB. FP initiated the project and performed the experiments. HK performed the computational analysis and synthesized some starting materials. FB performed the *in situ* IR experiments. The first draft of the manuscript was prepared by FP and the final draft was edited by all the authors.

## Conflicts of interest

There are no conflicts to declare.

## Acknowledgements

We thank the Alexander von Humboldt Foundation (F.P.) for a postdoctoral fellowship. We are grateful to Dr María González Rodríguez for reading the manuscript. We thank Dr Manfred Keller for extensive NMR experimentations and Joshua Emmerich for challenging HPLC separations.

## Notes and references

- 1 K. Bera and I. N. N. Namboothiri, *Asian J. Org. Chem.*, 2014, **3**, 1234–1260.
- 2 T. Boibessot, D. Béniméris, P. Meffre and Z. Benfodda, *Amino Acids*, 2016, **48**, 2081–2101.
- 3 (a) S. Shirakawa, K. Yamamoto and K. Maruoka, *Angew. Chem., Int. Ed.*, 2015, **54**, 838–840; (b) D. J. Leonard, J. W. Ward and J. Clayden, *Nature*, 2018, **562**, 105–109; (c) J. Mas-Rosello, S. Hachisu and J. Clayden, *Angew. Chem., Int. Ed.*, 2017, **56**, 10750–10754.
- 4 (a) D. B. Berkowitz, W.-J. Jahng and M. L. Pedersen, *Bioorg. Med. Chem. Lett.*, 1996, **6**, 2151–2156; (b) J. P. Scannell, D. L. Pruess, T. C. Demny, L. H. Sello, T. Williams and A. Stempel, *J. Antibiot.*, 1972, **25**, 122–127; (c) M. J. Tisdale, *Biochem. Pharmacol.*, 1980, **29**, 501–508.
- 5 (a) A. Rubio and J. Ezquerro, *Tetrahedron Lett.*, 1995, **36**, 5823–5826; (b) D. Uraguchi, Y. Ueki, A. Sugiyama and T. Ooi, *Chem. Sci.*, 2013, **4**, 1308–1311.
- 6 A. Armstrong and D. P. G. Emmerson, *Org. Lett.*, 2011, **13**, 1040–1043.
- 7 E. Tayama, T. Igarashi, H. Iwamoto and E. Hasegawa, *Org. Biomol. Chem.*, 2012, **10**, 339–345.
- 8 N. A. Petasis and I. A. Zavialov, *J. Am. Chem. Soc.*, 1997, **119**, 445–446.
- 9 H. Abas, J. Mas-Rosello, M. M. Amer, D. J. Durand, R. R. Groleau, N. Fey and J. Clayden, *Angew. Chem., Int. Ed.*, 2019, **58**, 2418–2422.
- 10 D. Seebach, A. R. Sting and M. Hoffmann, *Angew. Chem., Int. Ed.*, 1996, **35**, 2708–2748.
- 11 (a) A. M. Haydl, B. Breit, T. Liang and M. J. Krische, *Angew. Chem.*, 2017, **129**, 11466; *Angew. Chem., Int. Ed.*, 2017, **56**, 1312–1325; (b) P. Koschker and B. Breit, *Acc. Chem. Res.*, 2016, **49**, 1524–1536.
- 12 X.-Y. Lu, M.-L. Hong, H.-P. Zhou, Y. Wang, J.-Y. Wang and X.-T. Ge, *Chem. Commun.*, 2018, **54**, 4417–4420.
- 13 In order to show the key role of Li on enantioselectivity, HMPA (hexamethylphosphoramide) and [12]crown-4 were used as additive to capture the Li and prevent its action in the reaction and interestingly ee was decreased to 73% and 51%, respectively. These experiments suggest the chelation-control role of Li metal *via* lithium enolate formation in this reaction.
- 14 R. Naef and D. Seebach, *Helv. Chim. Acta*, 1985, **68**, 135–143.
- 15 J. Chatterjee, B. Laufer and H. Kessler, *Nat. Protoc.*, 2012, **7**, 432–444.
- 16 A. S. K. Hashmi, *Synthesis of Allenes by Isomerization Reactions*, WILEY-VCH Verlag GmbH & Co. KGaA, Weinheim, 2004.
- 17 D. Hack, M. Blümel, P. Chauhan, A. R. Philipps and D. Enders, *Chem. Soc. Rev.*, 2015, **44**, 6059.
- 18 (a) P. Zargarán, F. F. Mulks, S. Gall, M. Rudolph, F. Rominger and A. S. K. Hashmi, *Organometallics*, 2019, **38**, 1524–1533; (b) N. Alouane, K. Bentayeb, E. Vrancken, H. Gerard and P. Mangeney, *Chem.–Eur. J.*, 2009, **15**, 45–48.
- 19 J. Mateos-Gil, A. Mondal, M. C. Reis and B. L. Feringa, *Angew. Chem.*, 2020, **59**, 7823–7829.
- 20 See ESI for details.†
- 21 A. J. McNeil and D. B. Collum, *J. Am. Chem. Soc.*, 2015, **127**, 5655–5661.
- 22 S. Popenova, R. C. Mawhinney and G. Schreckenbach, *Inorg. Chem.*, 2007, **46**, 3856–3864.