

Review

# Toward Thermochemical VO<sub>2</sub> Nanoparticles Polymer Films Based Smart Windows Designed for Tropical Climates

Natalia Murillo-Quirós <sup>1,2,\*</sup>, Victor Vega-Garita <sup>1,3</sup> , Antony Carmona-Calvo <sup>1</sup>, Edgar A. Rojas-González <sup>2,4</sup> , Ricardo Starbird-Perez <sup>2,5</sup>  and Esteban Avendaño-Soto <sup>2,4,\*</sup>

<sup>1</sup> Escuela de Física, Instituto Tecnológico de Costa Rica, Cartago 30101, Costa Rica

<sup>2</sup> Centro de Investigación en Ciencia e Ingeniería de Materiales (CICIMA), Universidad de Costa Rica, San Pedro 11501-2060, Costa Rica

<sup>3</sup> Escuela de Ingeniería Eléctrica, Universidad de Costa Rica, San Pedro 11501-2060, Costa Rica

<sup>4</sup> Escuela de Física, Universidad de Costa Rica, San Pedro 11501-2060, Costa Rica

<sup>5</sup> Escuela de Química, Instituto Tecnológico de Costa Rica, Cartago 30101, Costa Rica

\* Correspondence: nmurillo@itcr.ac.cr (N.M.-Q.); esteban.avendanosoto@ucr.ac.cr (E.A.-S.)

**Abstract:** Thermochemical smart windows have been extensively investigated due to two main benefits: first, the comfort for people in a room through avoiding high temperatures resulting from solar heating while taking advantage of the visible light, and second, the energy efficiency saving offered by using those systems. Vanadium dioxide (VO<sub>2</sub>) is one of the most used materials in the development of thermochemical devices. The countries located in the tropics show little use of these technologies, although studies indicate that due to their characteristics of solar illumination and temperature, they could benefit greatly. To optimize and achieve maximum benefit, it is necessary to design a window that adjusts to tropical conditions and at the same time remains affordable for extensive implementation. VO<sub>2</sub> nanoparticles embedded in polymeric matrices are an option, but improvements are required by means of studying different particle sizes, dopants and polymeric matrices. The purpose of this review is to analyze what has been regarding toward the fabrication of smart windows based on VO<sub>2</sub> embedded in polymeric matrices for tropical areas and provide a proposal for what this device must comply with to contribute to these specific climatic needs.

**Keywords:** smart windows; thermochemical; tropics; vanadium dioxide; nanoparticles; polymeric matrix



**Citation:** Murillo-Quirós, N.; Vega-Garita, V.; Carmona-Calvo, A.; Rojas-González, E.A.; Starbird-Perez, R.; Avendaño-Soto, E. Toward Thermochemical VO<sub>2</sub> Nanoparticles Polymer Films Based Smart Windows Designed for Tropical Climates. *Polymers* **2022**, *14*, 4250. <https://doi.org/10.3390/polym14194250>

Academic Editor:  
Arunas Ramanavicius

Received: 19 August 2022  
Accepted: 26 September 2022  
Published: 10 October 2022

**Publisher's Note:** MDPI stays neutral with regard to jurisdictional claims in published maps and institutional affiliations.



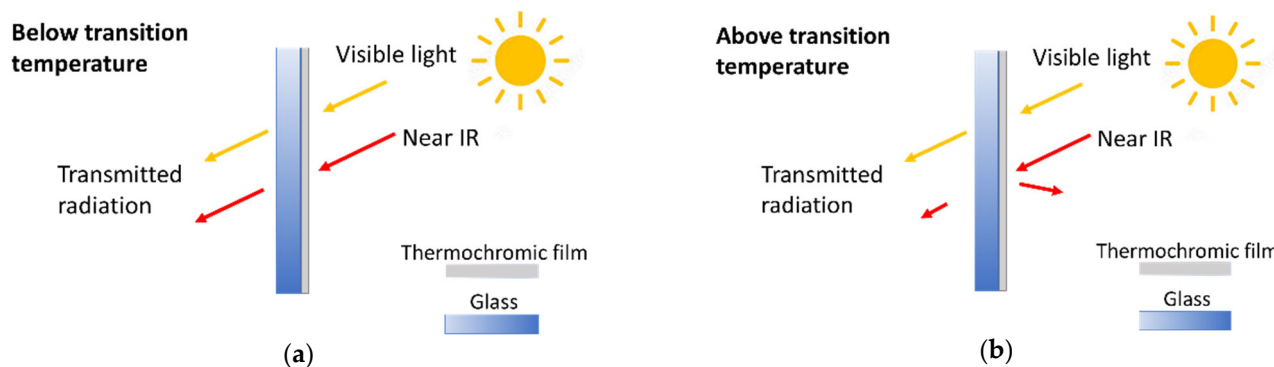
**Copyright:** © 2022 by the authors. Licensee MDPI, Basel, Switzerland. This article is an open access article distributed under the terms and conditions of the Creative Commons Attribution (CC BY) license (<https://creativecommons.org/licenses/by/4.0/>).

## 1. Introduction

Thermochemical smart coatings have emerged as an alternative regarding energy-efficient buildings [1,2]. Windows are known as the most energy-inefficient components of buildings [3,4], since they allow both the entrance and exit of energy. Thermochemical smart windows can modulate near-infrared radiation, switching from a transmissive state to an opaque state in response to the environmental temperature from low to high [2,5] (see Figure 1), with no extra stimuli required, leading to lower energy consumption.

Vanadium dioxide (VO<sub>2</sub>) is the most widely studied and promising thermochemical material [3,6], being employed as thin film [7,8], nanocomposite, micro-composite and in other structures such as grids or biomimetic designs [9]. VO<sub>2</sub> shows a reversible first-order phase transition, from a semiconductor monoclinic structure (M) to a metallic rutile-like tetragonal structure (R) when the critical temperature is reached at ca. 68 °C [10,11]. This semiconductor to metal phase change causes a decrease in the electric resistivity and an important increase in the reflectance of the infrared spectrum in the material, with slight changes regarding the visible range of the electromagnetic spectrum [12]. Different crystalline phases have been reported for VO<sub>2</sub>; yet, only the M and R phases show a total reversible semiconductor to metal transformation [13]. It has been found that one way of changing the critical temperature is by doping the VO<sub>2</sub>. The effect on the system varies according to the doping element; having the possibility to vary the transition temperature

allows as a consequence to manipulate the temperature in which the system avoids the transmittance of the infrared spectrum [14]. Tungsten (W) is the element that tailors the best system's transition temperature to ambient values, it reduces the transition temperature by the rate by 20–26 °C per wt. % [15].



**Figure 1.** Schematic operation of a smart thermochromic window: (a) Below transition temperature, (b) Above transition temperature.

VO<sub>2</sub> coating for smart windows is achieved by sputtering, vapor deposition, ion implantation and similar processes based on vanadium solutions. A disadvantage of these methods is their need for high temperatures (around 500 °C) and rigorous processing conditions; those limitations complicate their scalability. A solution that requires much lower temperatures and less controlled conditions is the synthesis of powdered VO<sub>2</sub> (M) and its further dispersion into a polymeric matrix and then producing films by coating a substrate [16].

Hydrothermal synthesis is a common pathway for producing metallic oxides. It basically consists of generating a chemical reaction on an aqueous medium to precipitate VO<sub>2</sub> nanoparticles [17–19]. The production of nanoparticles by the hydrothermal method is particularly convenient over other synthesis routes because its final powdered appearance, as will be discussed later, may be added to polymeric films.

To apply it to a surface, such as glass, the powder must be integrated into a polymeric matrix, maintaining the thermochromic properties of VO<sub>2</sub>. The choice of polymer is fundamental to the design of an intelligent window because, in addition to encapsulating the VO<sub>2</sub> particles, it must have remarkable adherence to the substrate, transparency to visible light and must keep these properties during the lifetime of the window. Thus, the polymer choices made by different groups and their respective considerations are reviewed.

Many of the already mentioned characteristics of VO<sub>2</sub> have demonstrated its potential in the design of smart windows; namely, among thermochromic materials, its transition temperature, 68 °C, is the closest to room temperature, and it can easily be changed by doping, so it is possible to design a tunable selective modulator of infrared radiation. In addition, the phase transition of VO<sub>2</sub> is reversible and its manufacture is simple and inexpensive [14]. Still, some issues need to be resolved to offer it as a commercial solution.

Chang et al. point out the challenges in production of smart windows based on VO<sub>2</sub>, such as an unfavorable brownish-yellow color of the VO<sub>2</sub> film, the still desirable improvement in optical properties to obtain better light and solar transmittance, the ability to guarantee the stability of thermochromic VO<sub>2</sub> over time and deciding which approach is the best route for industrial production, given that, currently, the manufacturing methods are maintained at a laboratory scale [2]. As an inorganic thermochromic material, VO<sub>2</sub> is toxic; therefore, in order to use it, it must be covered, so that people or pets do not touch it. The integration of composites to coat (core–shell) VO<sub>2</sub> and form nanostructures, the design of multilayer films and surface treatments are presented as possible solutions to explore, not only to overcome the indicated obstacles but also to add functions to the windows, such as self-cleaning or hydrophilicity [20].

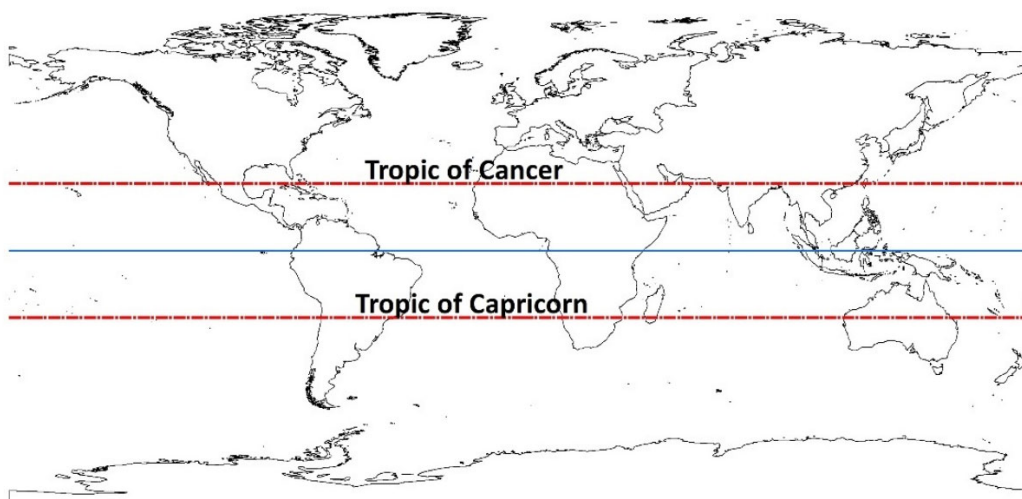
Tropical countries have warm temperatures during the whole year, and those are rising due to climate change [21,22]. The data on thermochromic windows for hot climates showed that smart glazing can be effective in tropical regions even as skylights or sunroofs [23]. Moreover, it has been stated that in warmer areas, a lower transition temperature (around room temperature) leads to better energy savings than in places with predominantly cold weather [12,24,25]. Even so, the design of a thermochromic window specifically adjusted to the needs of the tropics has not been currently reported.

The aim of this work is to provide a systematic review of the progress made in the design of thermochromic smart windows based on VO<sub>2</sub> designed for the tropics. This analysis is covered in Section 1, an introduction to smart windows based on VO<sub>2</sub> and the tropical conditions that make them ideal for these devices. Section 2 describes in detail the location and climate of the tropics and reviews the research conducted to control the light and temperature conditions inside the buildings constructed in these areas. Section 3 describes the literature associated with the design of VO<sub>2</sub>-based smart windows, from the choice of the synthesis process to the integration of VO<sub>2</sub> in polymeric matrices for glazing application. Section 4 proposes an ideal device, which, based on the research conducted so far, will meet the requirements of an enclosure built in a tropical climate. Finally, Section 5 presents the main conclusions reached throughout this review. This work summarizes the inherent thermochromic properties of VO<sub>2</sub> in the selective modulation of infrared radiation transmission without changing the visible electromagnetic spectrum, specifically to design a smart window for tropical weather conditions. This device should respond gradually to environmental conditions through manipulation of the VO<sub>2</sub> transition temperature using different doping percentages, so that the inhabitants of tropical structures benefit from the comfort and energy efficiency that these devices may provide.

## 2. Research on Glazing in the Tropics

### 2.1. Geographical and Climatic Situation

The tropical zone extends from latitudes of 10 to 23° (see Figure 2). It is characterized by high rainy rates throughout the year. Its geographical position provides a large amount of solar radiation (nearly 12 h of light throughout the year), which results in high temperature and high level of relative humidity. Tropical regions differ markedly from ones extending from about 35 to 60° latitude, including most of Europe and North America [26].



**Figure 2.** Geographical areas included in the tropics (red lines) and Equator (blue line).

The United Nations is far from achieving its Sustainable Development Goal to “ensure access to affordable, reliable, sustainable and modern energy for all” by 2030 [27], especially in undeveloped countries. Low energy consumption technologies are key to taking advantage of the natural resources in tropical regions.

Costa Rica is widely recognized as a renewable-energy-based country [28], with a potential need for advanced technological products in the solar area [29]. It is located 9.6° north of the equator, this geographical position means that the country has warm temperatures throughout the year. According to the “Effects of Climate Change on Agriculture” study by ECLAC, the average annual temperature in Costa Rica had a notable increase in the mid-1990s, and since then, although it has dropped, it has not returned to the historical levels prior to this rise. The meteorological models carried out by researchers foresee scenarios of temperature increases for the remainder of this century [30].

Therefore, when thinking about the well-being of the users of tropical houses, there are two major concerns—cooling the space and visual comfort, which means taking advantage of the many hours of natural light that tropic geographical position provides. Most studies of energy efficiency for coatings, both in terms of the theoretical and experimental modeling, pertain to the northern hemisphere with a latitude of 23° [31], which delimits the tropical zone and beyond. However, there is a consensus that thermochromic windows achieve better performance in hot and warm climates than in cold ones [24,31]. Therefore, it is worth delving into the research on windows designed for the tropical climate.

## 2.2. Cooling Spaces Using Material Properties

Analyzing the publications that offered solutions to regulate the temperature using and even improving the conditions of natural lighting in a room, some authors have explored solutions that do not necessarily apply smart windows. For example, Edmonds and Greenup described windows that can be opened, providing natural ventilation, and integrating devices such as light guiding shades. They are basically shelves with opaque and translucent areas that are placed on the outside of a window with different inclinations to cover and redirect the solar lighting to the interior of the room. The researchers also mention the use of angle-selective glazing for radiant heat control [26]. It is worth mentioning that these resources can be useful in subtropical zones (ranging from 23° to 35° degrees of latitude, north or south), since they take advantage of the sun’s inclination with respect to the zenith, but at latitudes close to the equator, the sun is very vertical all year round, so these devices are not very useful.

Nguanso et al. discuss the trends in the construction industry in Thailand. The built-in approach to energy efficiency design does not reflect the current market practice. Their research examines which components work best together to save energy and reduce environmental impact in buildings in the tropical region. They propose a reduction in internal temperatures due to the solar gain by insulating the walls, ceilings and floors. The openings associated with windows will only be double glazed [32].

The approach of Al-Obadai et al. to reducing the heat in houses in southeast Asia has focused on avoiding the passage of solar radiation through the roof, to which they attribute 70% of the heating of a room [33]. This research group explores the passive cooling techniques, such as reflective roof strategy (to slow down the heat transfer into a building) and radiative roof (to remove unwanted heat from a building). Both consist of choosing materials with physical properties that diminish as much as possible the thermal absorptance [33]. Correspondingly, Akbari et al. showed that replacing the conventional surface colors with light colors significantly reduces the infrared radiation and heat absorption [34].

According to Qahtan et al., the success of glazing in the tropics lies in the concept by it transmits the visible light and reflects outwards the short-wave infrared radiation [35]. They point out that spectrally selective glazing might be an appropriate choice for the tropics but is not popular due to its high production cost. As an option, they design a solar control by a sustainable glazed water system, it cools a room by flowing a thin water film over the outer surface of the windows of the building during the day. They achieve two important aims to lower the temperatures with this system: the flow of the water film takes away the heat and lowers the surface temperature, and the water can absorb some solar energy, limiting the passage of thermal energy. They showed p interesting results, showing

that water reduces the solar heat (infrared) transmittance and maximizes daylight (visible light) transmittance [35].

### 2.3. Using Smart Materials

Mahdavinejad et al. affirmed that the term smart window has been applied “to any system that purports to have an interactive or switchable surface and has functions like control of optical transmittance, thermal transmittance and absorption and view through the window” [23]. Therefore, by this point, solutions have been proposed that take advantage of material properties, but they cannot be classified as smart devices. In this reference, the group classify the advantages and disadvantages of different kinds of smart windows in a tropical region, e.g., photochromic, thermochromic, thermotropic, electrochromic, liquid crystal device and suspended particle device windows [23]. Regarding thermochromic glazing, the authors claimed that because it responds to heat by partially changing from transparent to opaque the improvement in thermal comfort comes at the expense of the view through the window [23].

Hoffmann and Waaijenberg mentioned that color change could be desirable for tropical greenhouses where there is no problems of plants freezing or suffering from lack of light. On the contrary, the cooling, shading and diffusing effects are key to decreasing the temperature, avoiding direct burning of plants and improving the uniformity of the light intensity inside a greenhouse. Thus, in their research, thermochromic coatings made of liquid crystal acted as shading materials, without exploring the use of vanadium oxides to regulate the temperature [36].

In an investigation carried out in India by Singh et al., the authors studied a large-area smart window fabricated with commercially available thermochromic pigments and gels in combination with invisible mesh electrodes. Their goal was to design a reasonably priced smart window with tunable light and temperature to control the glare and infrared radiation entrance [37]. The device was experimentally tested and showed a reversible change from completely opaque to transparent, near room temperature. It could be activated by the user (using electricity) or by heat from the sun [37]. The glazing developed by this group has an acceptable transparent state below the transition temperature, but when it is reached, the glazing turns totally opaque to visible light; therefore, the people inside the building lose the possibility to see through the window and be illuminated by natural light.

Thermochromic pigments were explored by Hu and Yu. In their case, an adaptive building roof was designed by integrating thermochromic coating and phase change material (PCM) layer, which intelligently control both the solar energy absorption/reflection and thermal energy transfer in the building [37]. The thermochromic coating and PCM used are commercially available. Through simulation, they showed energy savings compared to a traditional roof [37]. In the same way as in the investigation of Singh et al., the thermochromic pigment used turns from a transparent state below the transition temperature to a completely opaque state above it [38]. Thus, their proposal would not be desirable for a window.

A tunable emissivity multilayer thermochromic smart window was designed by Wang et al. [39]. They built a system with a thin film indium tin oxide overcoating deposited on the glass. They added an inner and outer polyethylene layer, and a hydroxypropyl cellulose hydrogel was added to the system. Their results showed that the system provided cooling power to the buildings in the hot season and the developed smart window has a switchable front side and solar emissivity for cold climates too. The last consideration is unnecessary in tropical zones.

Zhou et al. pointed out that “smart window research usually assumes that the sunlight radiates in one direction throughout the year while most regions receive solar radiation at various angles” in different seasons and places [40]. This group constructed a vanadium-dioxide-based thermochromic smart window, considering the solar elevation angle. Three-dimensional printing technology was employed to fabricate the tilted microstructures for modulating solar transmission dynamically. They claimed that the tilt, thickness,

spacing, width and tungsten doping percentage in VO<sub>2</sub> can be customized according to the average temperature and solar elevation angle variation of the sun in a determined latitude. Through energy consumption simulations in different cities near the Tropic of Cancer, they showed good results for this device, which they proposed may open a new era of real-world-scenario smart window exploration.

According to Shen et al., triggering the metal to isolator transition (MIT) by Joule heating upon voltages applied on VO<sub>2</sub>-based devices avoids the degradation of thermochromic performance and the significant reduction in MIT temperature to room temperature [41]. Using this system, they achieved a synergetic result of tungsten doping and hysteresis behavior of MIT in VO<sub>2</sub>. The optimal infrared blocking performance could be retained at a reduced cost of energy consumption and at an ambient temperature down to 47 °C, which coincides with the glass window temperature in the summer in subtropical and tropical regions. The authors concluded that an optimal infrared blocking performance of VO<sub>2</sub> films needed low and even zero energy consumption [41].

Al-Obadai et al. and Hoffmann and Waaijenberg established that, in practice, a restriction on using thermochromic devices is their high cost [33,36]. This is one of the challenges to be overcome in the design of window coatings.

From the architectural point of view, Heidari et al. mentioned that it is not real that applying a single device will be the solution for the control of energy in developing countries. Energy efficiency may be achieved using a combination of several systems and long-term strategies [42].

### 3. VO<sub>2</sub> in Thermochromic Films

#### 3.1. Advantages of Dispersed VO<sub>2</sub> Nanoparticles over a Continuous Thin Film

In the following section, important figures of merit of thermochromic coatings are introduced. We briefly discuss the advantage of using vanadium dioxide (VO<sub>2</sub>) nanoparticles embedded in a dielectric matrix (e.g., a polymeric matrix) instead of continuous VO<sub>2</sub> thin films for improving the performance of thermochromic smart windows. A more detailed description can be found elsewhere [43,44].

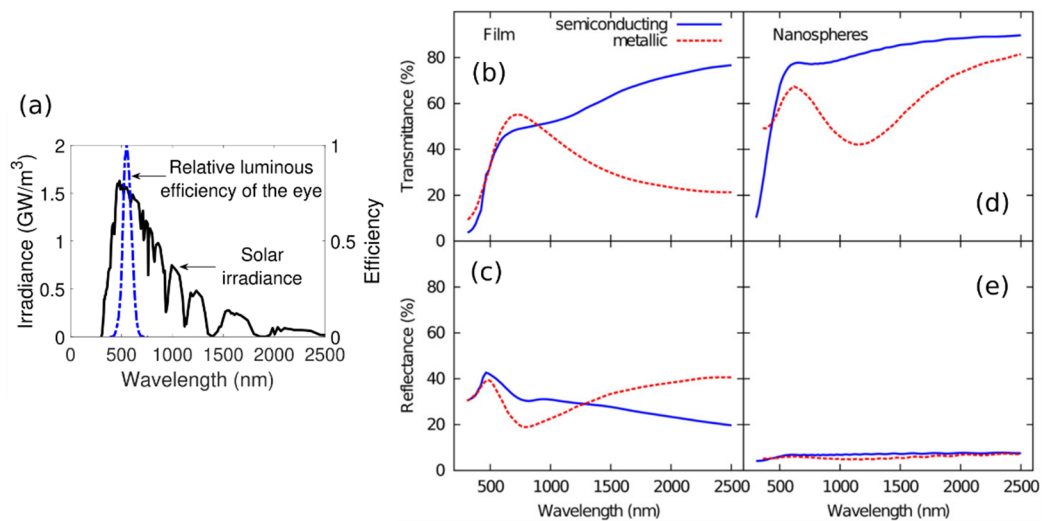
Here, the two relevant aspects to consider are the amount of solar and luminous radiation that can be transmitted by the device, which could be described by the integral luminous  $T_{lum}$  and solar  $T_{sol}$  transmittances, respectively.  $T_{lum}$  and  $T_{sol}$  are given by

$$T_{lum,sol} = \frac{\int \varphi_{lum,sol}(\lambda)T(\lambda) d\lambda}{\int \varphi_{lum,sol}(\lambda) d\lambda}, \quad (1)$$

where  $\varphi_{lum}(\lambda)$  is the relative luminous efficiency of the eye [45] (see Figure 3a), and  $\varphi_{sol}(\lambda)$  is the solar irradiance at sea level, which is typically depicted by the AM 1.5 standard spectrum [46] (see Figure 3a). In general, a transparent glazing is desired, which corresponds to a high  $T_{lum}$  value. Regarding  $T_{sol}$ , the important quantity in thermochromic coatings is the contrast  $\Delta T_{sol}$  between the integral luminous transmittance in the semiconducting  $T_{sol}(\tau < \tau_C)$  and metallic  $T_{sol}(\tau > \tau_C)$  state, which is defined as follows [44].

$$\Delta T_{sol} = T_{sol}(\tau < \tau_C) - T_{sol}(\tau > \tau_C), \quad (2)$$

where  $\tau$  is the temperature at the glazing, and  $\tau_C$  is the critical temperature. The higher the value of  $\Delta T_{sol}$ , the more significant energy-saving effect can be achieved by the thermochromic smart window.



**Figure 3.** (a) Spectra portraying the relative luminous efficiency of the eye [45] and the solar irradiance at sea level for a clear weather with the sun standing  $37^\circ$  above the horizon, corresponding to the AM 1.5 standard spectrum [46]. Spectral transmittance (b) and reflectance (c) of a  $\text{VO}_2$  thin film (50 nm thick) in its semiconducting and metallic state [47]. Calculation for the spectral transmittance (d) and reflectance (e) of a  $5\ \mu\text{m}$  thick dielectric matrix with a dispersion of  $\text{VO}_2$  nanospheres with an effective thickness of 50 nm for the semiconducting and metallic state [48]. Panels (b)–(e) were adapted from Ref. [44], Copyright 2016, with permission from Elsevier.

Figure 3b,c depict the typical spectral transmittance and reflectance of a continuous 50 nm thick  $\text{VO}_2$  thin film in the semiconducting and metallic state [47]. On the other hand, Figure 3d,e show the calculations of the same quantities in the case of  $\text{VO}_2$  nanospheres dispersed in a  $5\ \mu\text{m}$  thick dielectric matrix with a volume factor of 0.01 and an effective thickness of 50 nm [48].

The reflectance in the nanoparticle case does not show a significant variation between the metallic and semiconducting state (see Figure 3e), in contrast with what is observed for the thin film (see Figure 3c). Thus, the transmittance changes in Figure 3d can be ascribed mainly to absorption.

As depicted in Figure 3a, the relative luminous efficiency of the eye is only relevant within a spectral region between about 400 and 700 nm. One of the main drawbacks of the continuous thin film case is the low  $T_{\text{lum}}$  due to the low transmittance (of about 40 to 50%) between about 400 and 700 nm. By comparison, at the same spectral region, the dispersed nanospheres case presents higher transmittance (see Figure 3d), which yields a higher  $T_{\text{lum}}$  value with respect to that of the continuous thin film.

For the continuous thin film, the difference in transmittance between the semiconducting and metallic state is more pronounced at around 2500 nm (see Figure 3b), which corresponds to a spectral region with low solar irradiance (see Figure 3a). Regarding the nanospheres case, an interesting aspect to notice in Figure 3d is the minimum of transmittance in the metallic state between about 1000 and 1500 nm. An important consequence of this feature, which can be assigned to the plasmonic absorption effects [49], is an increase in  $\Delta T_{\text{sol}}$  with respect to that of the continuous thin film. This is because for the nanospheres case, the region of higher difference between the transmittances of the semiconducting and metallic states shifts toward lower wavelengths in comparison to the continuous thin film case, which is a spectral region with higher solar irradiance than that at about 2500 nm (see Figure 3a).

In summary, for practical applications, it is preferable to use a thermochromic glazing based on a dielectric matrix with dispersed  $\text{VO}_2$  nanoparticles rather than the continuous thin film version. For comparable configurations in particular, the former gives higher  $T_{\text{lum}}$  and  $\Delta T_{\text{sol}}$  values than the latter.

### 3.2. Hydrothermal Synthesis of Monoclinic VO<sub>2</sub> for Thermochromic Applications

Hydrothermal synthesis consists of generating a chemical reaction in an aqueous medium, and it is a method of producing metal oxide particles. It was developed in the early 1970s by researchers such as Matijevic, who used an autoclave at room temperature and atmospheric pressure to synthesize chromium hydroxides [50]. From his work, it seems that the first step of the reaction is the hydrolysis of the metal salt solution to produce hydrated oxide particles, and the second part is its dehydration to produce the metal oxide. However, the hydrated metal oxides are also produced, and the reaction rate is low because the temperature is usually not high enough for dehydration. It is advisable to carry out hydrothermal processes at the highest possible temperature and pressure [51].

The synthesis of nanoparticles for thermochromic oxides has been reported using the hydrothermal method through different routes [52,53], one of its advantages is that it allows doping the material in the same production of vanadium oxide [54]. On the other hand, due to the multiple oxidation states of vanadium and its many polymorphic forms, it could be quite a challenge to prepare one single phase of vanadium oxide [55]. Variables such as temperature, time, pressure, precursor addition rate, reducing agents and others should be carefully controlled [53,56,57] (see Table 1). Even though the product of hydrothermal synthesis is usually a mixture of two or more of these forms, it is possible to bring them to VO<sub>2</sub>(M) by means of an annealing process [58]. This implies a second step to achieve the synthesis of the thermochromic material [4]. One-step hydrothermal synthesis of monoclinic VO<sub>2</sub>(M) powders has become a research focus to avoid the aggregation and growth of nanoparticles during a second step heat treatment [18].

**Table 1.** Common hydrothermal conditions, crystallography data and comments on VO<sub>2</sub> polymorphs (from Ref. [59] with permission from John Wiley and Sons).

Common Reaction Conditions	Polymorphs	Unit cell Parameters a, b, c (10 <sup>-10</sup> m)	β (°)	Space Group	Comments	Ref.
V source: V <sub>2</sub> O <sub>5</sub> , VOSO <sub>4</sub> , NH <sub>4</sub> VO <sub>3</sub>	VO <sub>2</sub> (B)	12.054, 3.693, 6.424	106.96	C2/m	It has a reversible structural switch between the crystalline and amorphous phase under high pressure.	[60]
Reductant: H <sub>2</sub> C <sub>2</sub> O <sub>4</sub> , N <sub>2</sub> H <sub>4</sub>	VO <sub>2</sub> (A)	8.450, 8.450, 7.678	90	P4 <sub>2</sub> /ncm	It has an intermediate phase between VO <sub>2</sub> (B) and VO <sub>2</sub> (R), and a reversible phase transition at ≈ 162 °C.	[15,19]
Surfactant: PVP *, PEG **	VO <sub>2</sub> (M)	5.752, 4.538, 5.383	122.64	P2 <sub>1</sub> /c	The most widely studied inorganic thermochromic material, and most applications are based on the MIT.	[19]
pH regulator: HCl, HNO <sub>3</sub> , H <sub>2</sub> SO <sub>4</sub> , CO(NH <sub>2</sub> ) <sub>2</sub>	VO <sub>2</sub> (R)	4.554, 4.554, 2.856	90	P4 <sub>2</sub> /mnm	It has a high temperature phase of VO <sub>2</sub> (M) and a reversible phase transition with VO <sub>2</sub> (M) at τ <sub>c</sub> ≈ 68 °C.	[61]
Doping element: W, Mo, Mg	VO <sub>2</sub> (D)	4.597, 5.684, 4.913	89.39	P2/c	A new phase was first reported by Xie et al., and it can be transformed into VO <sub>2</sub> (M) at temperature as low as 300 °C.	[62]
Temperature: ≈180–260 °C Time: From a few hours to a few days	VO <sub>2</sub> (P)	4.890, 9.390, 2.930	90	Pbnm	It was synthesized using a simple chemical reaction route by Wu et al., and it can be transformed into VO <sub>2</sub> (M) by fast annealing.	[63]

\* PVP: polyvinylpyrrolidone, \*\* polyethylene glycol.



As can be seen in Table 1, the literature shows that vanadium oxides can be synthesized by hydrothermal methods using several processes, such as reduction in pentavalent vanadium compounds ( $V_2O_5$  or  $NH_4VO_3$ ) with different reducing agents, as well as homogeneous precipitation of  $VOSO_4$  under mild hydrothermal conditions [53]. The hydrothermal method usually requires temperatures around  $240\text{ }^\circ\text{C}$  [18] and reaction times of a few hours up to two days [18,19,59,64] to obtain  $VO_2(M)$  in a one-step hydrothermal reaction process [18]. The control of pH and inert atmosphere are key factors to achieving the synthesis of  $VO_2(M)$ , since the acid conditions and oxygen lead to non-thermochromic forms of vanadium oxides. Some investigations report pH values from neutral to slightly basic [64], indicating that the gradual and uniform rise in pH can result in the nucleation and growth of uniformly nanosized particles [19].

A one-step direct synthesis of pure monoclinic  $VO_2$  nanoparticles by continuous hydrothermal flow synthesis has been reported, which is a variation of the hydrothermal method described above. It used a jet of supercritical water mixed with dissolved metal salts of the precursor at room temperature. It allows the reproduction and scalability of the system for manufacturing purposes [65].

### 3.3. Methods Used to Include $VO_2$ NPs in Polymeric Films

$VO_2$  nanoparticles can be used as thermochromic materials because of the changes in optical properties as a reaction to the temperature. This results in windows that selectively modulate the light that passes through them. However, constructing a window that includes  $VO_2$  nanoparticles (NPs) as part of it is a challenge to be studied.

In this section, we classify and discuss the different methods used to include  $VO_2$  NPs in polymeric matrices to finally form a composite material that could work as a thermochromic window. Table 2 summarizes the relevant references classifying the methods of obtaining the  $VO_2$  nanoparticles, the type of polymer, film thickness and nanoparticles size.

**Table 2.** Relevant references for combinations of polymers and  $VO_2$  nanoparticles.

Synthesis Method	Polymer Used	Notes	Film Thickness (nm)	NP Size (nm)	Year	Ref.
	Polyethylene terephthalate (PET)				2013	[66]
	Polyvinylphenol		1 mm	950	2014	[9]
hydrothermal and pyrolysis				22	2015	[67]
hydrothermal	Polydimethylsiloxane (PDMS) (matrix)	Films were dried and cured		10–200	2016	[68]
hydrothermal	Polyvinyl butyral (PVB) (matrix)	The film was deposited by spin coating and later dried up.		40	2017	[69]
sol–gel	Polyvinylpyrrolidone (PVP) (film promoter)	PVP was decomposed during annealing.	100	17–20	2017	[70]
hydrothermal	Poly(methyl methacrylate) (PMMA) (matrix)	Electrospinning and hot pressing used for layer formation.		30	2017	[71]
thermal treatment of bead mill	Polyvinylpyrrolidone (PVP) (matrix) and Polyethylene terephthalate (PET) as substrate			30–60	2018	[72]
hydrothermal	Polyethylene (PE) (coating)/EVA (matrix)	PE is used to stabilize $VO_2$ .	300,000	17.4	2019	[73]
	Poly(methyl methacrylate) (PMMA)	Wood template used as a base.			2019	[74]
hydrothermal	Polyaniline (PANI)	The use of PANI maintains $VO_2$ thermochromicity.		-	2019	[75]

Table 2. Cont.

Synthesis Method	Polymer Used	Notes	Film Thickness (nm)	NP Size (nm)	Year	Ref.
	Polyvinyl alcohol and Polydimethylsiloxane (PVA/ PDMS) (matrix)	Polymer chosen due to high transparency on the Vis and IR regions.		60	2020	[76]
hydrothermal	Poly(methyl methacrylate) (PMMA) (matrix)	The film was deposited using blade coating method.	4000	50–80	2020	[77]
hydrothermal	dMEMUABr copolymerized with PMMA			1400 (length) 149 (width)	2020	[78]
annealing	Polyethylene terephthalate (PET) (substrate)	Direct transfer was used for film deposition.	75,000	3.7	2021	[79]
	Polyacrylonitrile (PAN) (matrix)	Electrospinning.			2021	[80]
hydrothermal	Poly(N-isopropyl acrylamide)			20–50	2021	[81]

Since 2013, efforts have been made to produce VO<sub>2</sub> glazing on a surface of 2.72 m<sup>2</sup> [66]. A PET film was covered with VO<sub>2</sub> and finally adhered to a glass substrate, creating a composite material with a phase transition temperature of 41.3 °C. However, there is limited information on the film fabrication methodology [9]. In this reference, polyvinylphenol was also used as a polymeric matrix together with commercial VO<sub>2</sub> particles that were treated with an ultrasonic device to decrease its size and perform IR modulation.

VO<sub>2</sub> NPs—with a size between 10 and 200 nm—have been combined with elastomeric polymers, such as polydimethylsiloxane (PDMS), to explore the influence of film thickness on solar energy modulation [68], as the film could be stretched and released to control the width of the path that solar irradiance must go through. Another polymer widely used on thermochromic windows is polyvinyl butyral (PVB), as it is commercially available and normally utilized for these kinds of applications [82]. The same polymer, PVB, functions as a matrix in which the VO<sub>2</sub> particles are placed; the NPs are dispersed using an ultrasound device, and the suspension is stirred to be deposited later onto a glass substrate via spin coating, followed by a thermal treatment [69].

Polyvinylpyrrolidone (PVP) has been employed to form a matrix in which VO<sub>2</sub> nanoparticles were embedded [72]. Once the NPs were synthesized, they were mixed with PVP and some solvents to form a castable slurry, which was later applied to a flexible substrate (PET) through a roll-to-roll method. Then, after applying heat, the solvents evaporated and formed a solid film with well-dispersed VO<sub>2</sub> nanoparticles. Moreover, PVP has been used as a film promoter during a sol-gel synthesis process with annealing, in which an ambient rich in NH<sub>3</sub> was used to prevent the further oxidation of VO<sub>2</sub> [70].

VO<sub>2</sub> nanoparticles must be stabilized because of their tendency to oxidize relatively fast [73]. According to this reference, one possibility of avoiding the VO<sub>2</sub> → V<sub>2</sub>O<sub>5</sub> chemical reaction is to cover the particles with polyethylene (PE) shell, which results in changes not only to the structure but also to the optical properties. Additionally, the covered VO<sub>2</sub> NPs are combined with ethylene vinyl acetate (EVA), which functions as a matrix, forming films of about 0.3 mm.

PMMA has also been mixed with VO<sub>2</sub> NPs, being used as a polymeric matrix via electrospinning and hot pressing to develop nanocomposite films [71]. These films can be stacked to improve mechanical behavior. Another approach was followed in Ref. [77]. After being synthesized with a hydrothermal method, the VO<sub>2</sub> NPs were dispersed in PMMA using an ultrasound with the objective of providing high lifetimes for the VO<sub>2</sub> NPs. According to the authors, the PMMA final structure was highly crosslinked after being irradiated with UV radiation (220–380 nm). The PMMA/VO<sub>2</sub> film was deposited on a Polyethylene terephthalate (PET) layer via the blade-coating method. With the idea of creating a thermochromic window with an antimicrobial functionality, PMMA has been co-polymerized via UV curing with N,N-dimethyl-N-[2-[(2-methylprop-2-enoyl)oxy]ethyl]undecane-1-aminium bromide

(dMEMUABr), where the VO<sub>2</sub> NPs were dispersed. Using an adhesive-coated PET, the previously synthesized VO<sub>2</sub> NPs on a mica substrate were removed and placed on the flexible PET layer, forming the PET/VO<sub>2</sub>/mica material [79]. The solar modulation of this system reached 36.1% at 25 °C, and 90.3% of the bacteria analyzed were killed.

With the objective of developing a smart energy-efficient window that included privacy as another functionality, research inspired by cephalopod skin has been developed [76]. A polydimethylsiloxane (PDMS) elastomeric matrix with dispersed VO<sub>2</sub> nanoparticles was prepared. Additionally, a polyvinyl alcohol (PVA) layer was added on top by drop casting. Here, it is important to point out that the PDMS composite material is stretched up to 175% to recreate the structure of the film to provide privacy. Moreover, PVA and PDMS were chosen due to their relatively high transparency on the UV–NIR spectrum.

To achieve an infrared stealth material, antimony tin oxide was combined with VO<sub>2</sub> and polyacrylonitrile, as described in Ref. [80]. Using an electrospinning and sintering process, the composite nanofibrous material was able to decrease its IR emissivity around 68 °C, corresponding to the phase change from a monocyclic unit cell to a rutile phase of the VO<sub>2</sub> [81].

Even though several formulations have been reviewed, VO<sub>2</sub> particle concentration and the effect of the polymer matrix and formulation on the thermochromic performance must be addressed to optimize the window properties for tropical weather.

#### 3.4. Why Is Necessary to Reduce the Particle Size?

VO<sub>2</sub> particle size control is critical for window applications where transparency is a requirement. To achieve an ideal control regarding the modulation of infrared radiation with minimal effect on visible light transmittance, the literature indicates that the particles must be less than 100 nm in size [16]. However, it was reported that even sizes of about 50 nm may be reached [65]. It has been reported that the size of the VO<sub>2</sub> NPs can be controlled by using different annealing temperatures, making it possible to change the optical properties of the deposited films, as well as enabling large-scale synthesis [83].

The size of the particles resulting from the synthesis is on a scale of microns, so it can be detected by the human eye and also produces visible light scattering, which results in a decrease in visual transparency through the glass [18,84].

From the optics point of view, there are difficulties in maintaining the high transmittance of transparent polymeric matrices when the particles of inorganic materials are dispersed in them due to the difference in the refractive index of the particles and the polymeric matrix. Another factor on which transparency strongly depends is the radius of the scattered particles. It is possible to minimize the scattering losses in systems containing fine particles of one to two orders of magnitude smaller than the wavelength of light [85].

In reducing the particle size, a balance must be reached, since reducing it to very small sizes enhances the formation of agglomerates, which deteriorates dispersion in the polymeric matrix [85].

Computational modeling indicates that the loss of light intensity due to particle scattering in the polymeric matrix can become negligible if the particle size is reduced below 100 nm [16], which is consistent with the information shown in Table 2.

#### VO<sub>2</sub> Particle Size Reduction Methodologies

In general, when choosing a technique for particle size reduction in solid materials, the principal aim is achieving a narrow particle distribution, maintaining repeatability along the process. Mechanical methods seem to fulfill this requirement. As an example, in the pharmaceutical industry, those techniques are used to improve the solubility of drugs. This strategy results in increased surface area, increased saturation solubility and decreased diffusional distance, all of which lead to an increase in the extent and the rate of dissolution [86]. Additionally, for the mining industry, particle size reduction is necessary to obtain a final product with fewer pollution agents. The ideal target particle size for

comminution is the liberation size, the size about which the valuable mineral can be effectively separated from the gangue by physical or chemical methods [87].

Wet jet milling was developed as a novel mixing and dispersion method for a suspension, in which the agglomerates are pulverized by turbulent and shear flows generated from the high-speed injection into an exclusive canal [88,89]. It has been reported as a tool for accomplishing a significant particle size reduction in solids [89].

A wet jet variation is called jet milling. In this micronization method, high-velocity compressed air streams are injected into a chamber where the originally raw materials are fed with a rate-controlled feeder. As the particles enter the air stream, they are accelerated and caused to collide with each other and the wall of the milling chamber with high velocities [90]. The pressure regulation in the chamber allows to introduce the energy into the system. As a general rule, the higher the pressure, the higher the particle velocity, which leads to a broad particle size distribution by the end of the process. In Ref. [91], different tests with tungsten powder, with an average size of 1  $\mu\text{m}$ , 3  $\mu\text{m}$ , 5  $\mu\text{m}$ , 10  $\mu\text{m}$ , were performed. The results showed that particle size reduction was achieved for most of the sample, and above all, the particle size distribution became narrower, which is the goal when performing the jet milling technique.

Another approach for particle size reduction is the combination of two or more methods because each of them has its own advantages. For example, in Ref. [92], an aluminum–iron blend was used to create nanoparticles with jet milling and ball milling techniques. The greatest reduction reached approximately 50 nm, in contrast to irregularly shaped and sized particles in the micron range achieved using ball milling alone.

As mentioned before, ball milling helps in particle size reduction. In this device, a suitable powder charge (typically, a blend of elemental) is placed in a high-energy mill, along with a suitable milling medium [93]. The goal of milling is to reduce the particle size and blending of particles in new phases. The balls may roll down the surface of the chamber in a series of parallel layers, or they may fall freely and impact the powder and balls beneath them [94]. It was shown that these strategies can be applied to a wide group of materials. In Ref. [95], quartz ( $\text{SiO}_2$ ) from two different locations was treated in a ball-milling process at durations of 4 min, 120 min, 960 min and 1920 min. Afterward, the SEM and laser scattering results showed an effective particle size reduction in each period. For example, 100  $\mu\text{m}$  average particle size was achieved at 4 min versus 10  $\mu\text{m}$  at the longest time [95].

Despite all the techniques described above, ball milling seems a suitable technique to be applied in the fabrication of thermochromic windows, and also, it has a good projection for industrial-scale use. The advantages of this technique include cost effectiveness, reliability, ease of operation, reproducible results due to energy and speed control, applicability in wet and dry conditions on a wide range of materials (e.g., cellulose, chemicals, fibers, polymers, hydroxy-apatite, metal oxides, pigments, catalysts) [96].

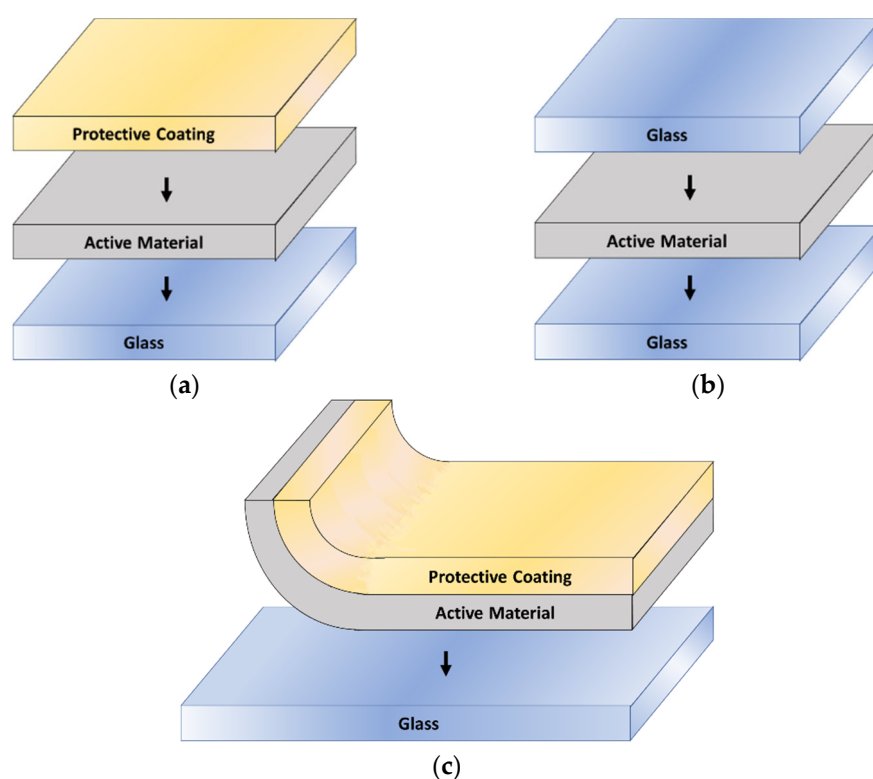
#### 4. Conceptual Device

The characteristics of a vanadium dioxide  $\text{VO}_2$ -based thermochromic smart window designed for tropical areas should focus on the specific need for thermal comfort by modulating the internal temperature of the enclosures, which, in a tropical area, during the day, tend to reach temperatures well above 25 °C. Temperature regulation must be achieved by avoiding affecting the transmittance of the visible light spectrum, since, in the tropics, the daylight lasts approximately 12 hours throughout the year, which makes it possible to avoid dependence on artificial lighting. According to Wang et al., there is research to be conducted on these two fronts, mainly studying the dopants that both reduce  $\text{VO}_2$  transition temperature and improve the optical properties of the coatings [97]. In this way, we could design devices that really contribute to the energy efficiency of a room.

In the case of nanoparticles embedded in a polymer matrix, there are some advantages regarding the flexibility [98], and the tailor design of the optical properties of the final composite film [20]. On the one hand, it is possible to adjust the particle size, the level

of doping, and therefore, the transition temperature [64]. The VO<sub>2</sub> particle concentration and the addition of liquid crystals may enhance other color hues [99]. The use of a VO<sub>2</sub> particle size distribution or same-sized particles within the polymer matrix with different doping levels may allow adjusting the dynamics of the window to tune its modulation at different temperatures.

Figure 4 shows the scheme of three possible window designs that can be reached. In addition to the requirements indicated in the previous paragraph, needs such as the protection of coating to avoid VO<sub>2</sub> degradation and protecting the user must be considered because of the toxicity of vanadium compounds. Figure 4a presents a multilayer device in which the window glass is the substrate to which the VO<sub>2</sub>-active material coating would be adhered and sealed with a protective coating that could have anti-reflection, self-cleaning properties, if necessary, depending on the requirements of the customer [97]. It can be tailored to have some specific coloration and even selective dispersion characteristics, taking advantage of the properties of liquid crystals [100].



**Figure 4.** Diagrams of possible useful devices for the design of intelligent thermochromic windows. Manufacture (a) monolithic, (b) multilayer, (c) roll out system.

An alternative approach of laminating two glass panels with the active material in between is shown in Figure 4b. In this configuration, the optics of the window may be affected due to the thick glass. However, this presents various advantages, as it can be improved with self-cleaning and antireflection coatings, but more importantly, it gives the possibility of using colored glass with different hues, which opens vast prospects for architecture facade design and art installations [101] without neglecting the comfort and energy saving.

Figure 4c offers one further step on scaling up the window manufacture. In this case, the protective coating layer would be made of flexible glass or plastic mesh, which would act as a substrate for the active material, so the coating process could easily become a roll out process, which could even be extended to the application of the self-cleaning of antireflective coatings. There are two possibilities for the substrate cover material: a PET plastic web or a flex glass. PET plastic is more affordable but may have the inconvenience of

its optical transparency being inferior to the flex glass. Potentially, the roll out design allows easy cover of flat or non-flat windows, so it can be used to retrofit windows already built, which makes this system very versatile in terms of usage and costs and with a minimum weight footprint [67].

There are investigations of methods to prevent the degradation over time of VO<sub>2</sub> compounds, as they gradually transform into V<sub>2</sub>O<sub>5</sub>, which is thermodynamically more stable but not thermochromic. W<sub>2</sub>O<sub>3</sub> coatings have been shown to be a barrier to vanadium oxidation at temperatures and humidity consistent with those of the tropics [2], and could be included in the configurations proposed in Figure 4a,c.

It is important to consider that in the economic reality of tropical areas, the proposed solutions must be adaptable to different budgets in order to be accessible to as many people as possible.

Currently, the field of smart thermochromic windows based on vanadium is intensively studied but still has many possibilities for new contributions. The objective of this review is to summarize the strategies that, integrated with new ideas in the construction of buildings, provide options for quality of life and energy savings for the inhabitants of the tropics.

## 5. Conclusions

In this review, we bring together the most relevant research related to thermochromic smart windows to shed light on the challenges and opportunities in developing these devices for countries with a tropical weather. The importance of using vanadium dioxide (VO<sub>2</sub>) thermochromic nanoparticles dispersed in a polymeric matrix is highlighted as an alternative to increase its stability in practical applications, as well as contributing to improve smart window energy-saving features. The methods reported in the literature for the synthesis of VO<sub>2</sub>, the polymer matrices normally utilized and the deposition procedures are thoroughly described. Additionally, the configuration and the material functionalities proposed for an ideal conceptual device suited to the weather conditions found in the tropics are discussed. Despite all the challenges in the design of thermochromic VO<sub>2</sub>-polymer-based smart windows exposed in this review, there are weighty possibilities for VO<sub>2</sub>-polymer films regarding their potential use for thermal and light comfort in tropical areas, where the sun shines practically vertically and for many hours throughout the year. As a result, this article contributes to the quest for a device that could help bring thermochromic windows in a practical application in the near future for the tropics.

**Author Contributions:** Conceptualization, N.M.-Q., R.S.-P. and E.A.-S.; Investigation, N.M.-Q., V.V.-G., E.A.R.-G. and A.C.-C.; Writing—Original Draft, N.M.-Q., V.V.-G., E.A.R.-G. and A.C.-C.; Writing—Review and Editing, N.M.-Q., V.V.-G., R.S.-P. and E.A.-S.; Visualization, N.M.-Q., Supervision, E.A.-S. All authors have read and agreed to the published version of the manuscript.

**Funding:** This research was funded by Vicerrectoria de Investigación del Instituto Tecnológico de Costa Rica (ITCR) through Project 5401-1450-1701 and Vicerrectoria de Investigación de la Universidad de Costa Rica through Project C0032, (“VENTANAS INTELIGENTES: APLICACIONES A LA EFICIENCIA ENERGÉTICA EN EL DISEÑO ARQUITECTÓNICO DE FACHADAS”).

**Institutional Review Board Statement:** Not applicable.

**Data Availability Statement:** Not applicable.

**Conflicts of Interest:** The authors declare no conflict of interest.

## References

1. Lee, E.; Selkowitz, S.; Bazjanac, V.; Inkarojrit, V.; Kohler, C. *High-Performance Commercial Building Facades*; Lawrence Berkeley National Laboratory: Berkeley, CA, USA, 2002. [[CrossRef](#)]
2. Chang, T.C.; Cao, X.; Bao, S.H.; Ji, S.D.; Luo, H.J.; Jin, P. Review on thermochromic vanadium dioxide based smart coatings: From lab to commercial application. *Adv. Manuf.* **2018**, *6*, 1–19. [[CrossRef](#)]
3. Kamalisarvestani, M.; Saidur, R.; Mekhilef, S.; Javadi, F.S. Performance, materials and coating technologies of thermochromic thin films on smart windows. *Renew. Sustain. Energy Rev.* **2013**, *26*, 353–364. [[CrossRef](#)]

4. Li, M.; Magdassi, S.; Gao, Y.; Long, Y. Hydrothermal Synthesis of VO<sub>2</sub> Polymorphs: Advantages, Challenges and Prospects for the Application of Energy Efficient Smart Windows. *Small* **2017**, *13*, 1701147. [CrossRef] [PubMed]
5. Carmody, J.; Lee, E.S.; Clear, R. *Window Systems for High-Performance Buildings*, 1st ed.; Norton: San Francisco, CA, USA, 2004.
6. Granqvist, C.G.; Lansåker, P.C.; Mlyuka, N.R.; Niklasson, G.A.; Avendaño, E. Progress in chromogenics: New results for electrochromic and thermochromic materials and devices. *Sol. Energy Mater. Sol. Cells* **2009**, *93*, 2032–2039. [CrossRef]
7. Granqvist, C.G.; Niklasson, G.A. Thermochromic oxide-based thin films and nanoparticle composites for energy-efficient glazings. *Buildings* **2017**, *7*, 3. [CrossRef]
8. Gagaoudakis, E.; Aperathitis, E.; Michail, G.; Panagopoulou, M.; Katerinopoulou, D. Low-temperature rf sputtered VO<sub>2</sub> thin films as thermochromic coatings for smart glazing systems. *Sol. Energy* **2018**, *165*, 115–121. [CrossRef]
9. Madida, I.G.; Simo, A.; Sone, B.; Maity, A.; Kana, J.K.; Gibaud, A.; Merad, G.; Thema, F.T.; Maaza, M.A. Submicronic VO<sub>2</sub>-PVP composites coatings for smart windows applications and solar heat management. *Sol. Energy* **2014**, *107*, 758–769. [CrossRef]
10. Zhou, J.; Gao, Y.; Zhang, Z.; Luo, H.; Cao, C.; Chen, Z.; Dai, L.; Liu, Z. VO<sub>2</sub> thermochromic smart window for energy savings and generation. *Sci. Rep.* **2013**, *3*, 3029. [CrossRef]
11. Shi, J.; Zhou, S.; You, B.; Wu, L. Preparation and thermochromic property of tungsten-doped vanadium dioxide particles. *Sol. Energy Mater. Sol. Cells* **2007**, *91*, 1856–1862. [CrossRef]
12. Warwick, M.E.A.; Binions, R. Advances in thermochromic vanadium dioxide films. *J. Mater. Chem. A Mater.* **2014**, *2*, 3275–3292. [CrossRef]
13. Leroux, C.; Nihoul, G.; van Tendeloo, G. From to Theoretical structures of polymorphs and in situ electron microscopy. *Phys. Rev. B Condens. Matter Mater. Phys.* **1998**, *57*, 5111–5121. [CrossRef]
14. Cui, Y.; Ke, Y.; Liu, C.; Chen, Z.; Wang, N.; Zhang, L.; Zhou, Y.; Wang, S.; Gao, Y.; Long, Y. Thermochromic VO<sub>2</sub> for Energy-Efficient Smart Windows. *Joule* **2018**, *2*, 1707–1746. [CrossRef]
15. Wang, N.; Goh, Q.S.; Lee, P.L.; Magdassi, S.; Long, Y. One-step hydrothermal synthesis of rare earth/W-codoped VO<sub>2</sub> nanoparticles: Reduced phase transition temperature and improved thermochromic properties. *J. Alloy. Compd.* **2017**, *711*, 222–228. [CrossRef]
16. Miao, L.; Chen, R.; Zhou, J.; Liu, C.; Peng, Y.; Gao, J.; Sun, L.; Tanemura, S. Depressed haze and enhanced solar modulation capability for VO<sub>2</sub>-based composite films with distinct size effects. *RSC Adv.* **2016**, *6*, 90813–90823. [CrossRef]
17. Zhu, J.; Zhou, Y.; Wang, B.; Zheng, J.; Ji, S.; Yao, H.; Luo, H.; Jin, P. Vanadium Dioxide Nanoparticle-based Thermochromic Smart Coating: High Luminous Transmittance, Excellent Solar Regulation Efficiency, and Near Room Temperature Phase Transition. *ACS Appl. Mater. Interfaces* **2015**, *7*, 27796–27803. [CrossRef] [PubMed]
18. Guo, D.; Ling, C.; Wang, C.; Wang, D.; Li, J.; Zhao, Z.; Wang, Z.; Zhao, Y.; Zhang, J.; Jin, H. Hydrothermal One-Step Synthesis of Highly Dispersed M-Phase VO<sub>2</sub> Nanocrystals and Application to Flexible Thermochromic Film. *ACS Appl. Mater. Interfaces* **2018**, *10*, 28627–28634. [CrossRef] [PubMed]
19. Li, W.; Ji, S.; Li, Y.; Huang, A.; Luo, H.; Jin, P. Synthesis of VO<sub>2</sub> nanoparticles by a hydrothermal-assisted homogeneous precipitation approach for thermochromic applications. *RSC Adv.* **2014**, *4*, 13026–13033. [CrossRef]
20. Xu, F.; Cao, X.; Luo, H.; Jin, P. Recent advances in VO<sub>2</sub>-based thermochromic composites for smart windows. *J. Mater. Chem. C* **2018**, *6*, 1903–1919. [CrossRef]
21. Darmanto, N.S.; Varquez, A.C.G.; Kawano, N.; Kanda, M. Future urban climate projection in a tropical megacity based on global climate change and local urbanization scenarios. *Urban Clim.* **2019**, *29*, 100482. [CrossRef]
22. Lyra, A.; Imbach, P.; Rodriguez, D.; Chou, S.C.; Georgiou, S.; Garofolo, L. Projections of climate change impacts on central America tropical rainforest. *Clim. Chang.* **2017**, *141*, 93–105. [CrossRef]
23. Mahdavinjad, M.; Bemanian, M.; Khaksar, N.; Abolvardi, G. Choosing efficient types of smart windows in tropical region regarding to their advantages and productivities. In Proceedings of the International Conference on Intelligent Building and Management, Sydney, Australia, 2–4 May 2011; Volume 5, pp. 335–339.
24. Saeli, M.; Piccirillo, C.; Parkin, I.P.; Binions, R.; Ridley, I. Energy modelling studies of thermochromic glazing. *Energy Build* **2010**, *42*, 1666–1673. [CrossRef]
25. Warwick, M.E.A.; Ridley, I.; Binions, R. Variation of thermochromic glazing systems transition temperature, hysteresis gradient and width effect on energy efficiency. *Buildings* **2016**, *6*, 22. [CrossRef]
26. Edmonds, I.R.; Greenup, P.J. Daylighting in the tropics. *Sol. Energy* **2002**, *73*, 111–121. [CrossRef]
27. UN. *The Sustainable Development Goals Report*; UN: New York, NY, USA, 2022.
28. UN. Costa Rica Expands Protected Seas and Fosters Efforts to Fight Marine Pollution on World Oceans Day. 2017. Available online: <https://www.unep.org/news-and-stories/press-release/costa-rica-expands-protected-seas-and-fosters-efforts-fight-marine> (accessed on 24 July 2022).
29. International Trade Administration. Energy Resource Guide—Renewable Energy—Costa Rica. 2022. Available online: <https://www.trade.gov/energy-resource-guide-renewable-energy-costa-rica> (accessed on 24 July 2022).
30. Ordaz, J.L.; Mora, J.; Acosta, A.; Hidalgo, B.S.; Ramírez, D. *COSTA RICA: Efectos Del Cambio Climático Sobre La Agricultura*; Cepal: Mexico City, Mexico, 2010.
31. Aburas, M.; Soebarto, V.; Williamson, T.; Liang, R.; Ebendorff-Heidepriem, H.; Wu, Y. Thermochromic smart window technologies for building application: A review. *Appl. Energy* **2019**, *255*, 113522. [CrossRef]

32. Nguanso, C.; Taweekun, J.; Dai, Y.; Ge, T. The criteria of passive and low energy in building design for tropical climate in Thailand. *Int. J. Integr. Eng.* **2020**, *12*, 241–252. [[CrossRef](#)]
33. Al-Obaidi, K.M.; Ismail, M.; Rahman, A.M.A. Passive cooling techniques through reflective and radiative roofs in tropical houses in Southeast Asia: A literature review. *Front. Archit. Res.* **2014**, *3*, 283–297. [[CrossRef](#)]
34. Akbari, H.; Konopacki, S.; Pomerantz, M. Cooling energy savings potential of reflective roofs for residential and commercial buildings in the United States. *Energy Int. J.* **1999**, *24*, 391–407. [[CrossRef](#)]
35. Qahtan, A.; Keumala, N.; Rao, S.P.; Abdul-Samad, Z. Experimental determination of thermal performance of glazed façades with water film, under direct solar radiation in the tropics. *Build. Env.* **2011**, *46*, 2238–2246. [[CrossRef](#)]
36. Hoffmann, S.; Waaijenberg, D. Tropical and subtropical greenhouses—A challenge for new plastic films. *Acta Hort.* **2002**, *578*, 163–169. [[CrossRef](#)]
37. Hu, J.; Yu, X.B. Adaptive building roof by coupling thermochromic material and phase change material: Energy performance under different climate conditions. *Constr. Build. Mater.* **2020**, *262*, 120481. [[CrossRef](#)]
38. Singh, A.K.; Kiruthika, S.; Mondal, I.; Kulkarni, G.U. Fabrication of solar and electrically adjustable large area smart windows for indoor light and heat modulation. *J. Mater. Chem. C Mater.* **2017**, *5*, 5917–5922. [[CrossRef](#)]
39. Wang, S.; Zhou, Y.; Jiang, T.; Yang, R.; Tan, G.; Long, Y. Thermochromic smart windows with highly regulated radiative cooling and solar transmission. *Nano Energy* **2021**, *89*, 106440. [[CrossRef](#)]
40. Zhou, C.; Li, D.; Tan, Y.; Ke, Y.; Wang, S.; Zhou, Y.; Liu, G.; Wu, S.; Peng, J.; Li, A.; et al. 3D Printed Smart Windows for Adaptive Solar Modulations. *Adv. Opt. Mater.* **2020**, *8*, 2000013. [[CrossRef](#)]
41. Shen, N.; Chen, S.; Shi, R.; Niu, S.; Amini, A.; Cheng, C. Phase Transition Hysteresis of Tungsten Doped VO<sub>2</sub> Synergistically Boosts the Function of Smart Windows in Ambient Conditions. *ACS Appl. Electron. Mater.* **2021**, *3*, 3648–3656. [[CrossRef](#)]
42. Heidari, F.; Mahdavinnejad, M.; Sotodeh, S.H. Renewable Energy and Smart Hybrid Strategies for High Performance Architecture and Planning in Case of Tehran, Iran. *IOP Conf. Ser. Earth Environ. Sci.* **2018**, *159*, 012030. [[CrossRef](#)]
43. Faucheu, J.; Bourgeat-Lami, E.; Prevot, V. A Review of Vanadium Dioxide as an Actor of Nanothermochromism: Challenges and Perspectives for Polymer Nanocomposites. *Adv. Eng. Mater.* **2018**, *21*, 1800438. [[CrossRef](#)]
44. Granqvist, C.G. Recent progress in thermochromics and electrochromics: A brief survey. *Thin Solid Film.* **2016**, *614*, 90–96. [[CrossRef](#)]
45. Wyszecki, G.; Stiles, W.S. *Color Science: Concepts and Methods, Quantitative Data and Formulae*, 2nd ed.; Wiley: Hoboken, NJ, USA, 2000; Available online: <https://www.wiley.com/en-us/Color+Science%3A+Concepts+and+Methods%2C+Quantitative+Data+and+Formulae%2C+2nd+Edition-p-9780471399186> (accessed on 28 June 2022).
46. Standard Tables for Reference Solar Spectral Irradiances: Direct Normal and Hemispherical on 37° Tilted Surface. ASTM 2020. Available online: <https://www.astm.org/g0173-03r20.html> (accessed on 28 June 2022).
47. Mlyuka, N.R.; Niklasson, G.A.; Granqvist, C.G. Thermochromic multilayer films of VO<sub>2</sub> and TiO<sub>2</sub> with enhanced transmittance. *Sol. Energy Mater. Sol. Cells* **2009**, *93*, 1685–1687. [[CrossRef](#)]
48. Li, S.Y.; Niklasson, G.A.; Granqvist, C.G. Nanothermochromics: Calculations for VO<sub>2</sub> nanoparticles in dielectric hosts show much improved luminous transmittance and solar energy transmittance modulation. *J. Appl. Phys.* **2010**, *108*, 063525. [[CrossRef](#)]
49. Lopez, R.; Haynes, T.E.; Boatner, L.A.; Feldman, L.C.; Haglund, R.F. Temperature-controlled surface plasmon resonance in VO<sub>2</sub> nanorods. *Opt. Lett.* **2002**, *27*, 1327. [[CrossRef](#)] [[PubMed](#)]
50. Matijević, E.; Lindsay, A.D.; Kratochvil, S.; Jones, M.E.; Larson, R.I.; Cayey, N.W. Characterization and stability of chromium hydroxide sols of narrow size distributions. *J. Colloid Interface Sci.* **1971**, *36*, 273–281. [[CrossRef](#)]
51. Adschiri, T.; Kanazawa, K.; Arai, K. Rapid and Continuous Hydrothermal Synthesis of Boehmite Particles in Subcritical and Supercritical Water. *J. Am. Ceram. Soc.* **1992**, *75*, 2615–2618. [[CrossRef](#)]
52. Zhang, J.; Li, J.; Chen, P.; Rehman, F.; Jiang, Y.; Cao, M.; Zhao, Y.; Jin, H. Hydrothermal growth of VO<sub>2</sub> nanoplate thermochromic films on glass with high visible transmittance. *Sci. Rep.* **2016**, *6*, 27898. [[CrossRef](#)]
53. Dong, B.; Shen, N.; Cao, C.; Chen, Z.; Luo, H.; Gao, Y. Phase and morphology evolution of VO<sub>2</sub> nanoparticles using a novel hydrothermal system for thermochromic applications: The growth mechanism and effect of ammonium (NH<sub>4</sub><sup>+</sup>). *RSC Adv.* **2016**, *6*, 81559–81568. [[CrossRef](#)]
54. Liang, S.; Shi, Q.; Zhu, H.; Peng, B.; Huang, W. One-Step hydrothermal synthesis of W-Doped VO<sub>2</sub> (M) nanorods with a tunable phase-transition temperature for infrared smart windows. *ACS Omega* **2016**, *1*, 1139–1148. [[CrossRef](#)]
55. Nag, J.; Haglund, R.F. Synthesis of vanadium dioxide thin films and nanoparticles. *J. Phys. Condens. Matter* **2008**, *20*, 264016. [[CrossRef](#)]
56. Piccirillo, C.; Binions, R.; Parkin, I.P. Synthesis and functional properties of vanadium oxides: V<sub>2</sub>O<sub>3</sub>, VO<sub>2</sub> and v<sub>2</sub>O<sub>5</sub> deposited on glass by aerosol-assisted CVD. *Chem. Vap. Depos.* **2007**, *13*, 145–151. [[CrossRef](#)]
57. Popuri, S.R.; Miclau, M.; Artemenko, A.; Labrugere, C.; Villesuzanne, A.; Pollet, M. Rapid hydrothermal synthesis of VO<sub>2</sub> (B) and its conversion to thermochromic VO<sub>2</sub> (M1). *Inorg. Chem.* **2013**, *52*, 4780–4785. [[CrossRef](#)]
58. Huang, D.; Gong, Y.; Liu, B.; Zhao, Q.; Zhao, X. Effect of annealing temperature on the structure and properties of titanium oxide films. *Wuhan Ligong Daxue Xuebao J. Wuhan Univ. Technol.* **2002**, *24*, 1. [[CrossRef](#)]
59. Qi, J.; Niu, C. Characterization and Thermodynamic Analysis of VO<sub>2</sub> Synthesized by NH<sub>4</sub>VO<sub>3</sub>. *Energy Procedia* **2012**, *17*, 1953–1959. [[CrossRef](#)]



60. Wang, Y.; Zhu, J.; Yang, W.; Wen, T.; Pravica, M.; Liu, Z.; Hou, M.; Fei, Y.; Lin, Z.; Jin, C.; et al. Reversible switching between pressure-induced amorphization and thermal-driven recrystallization in VO<sub>2</sub> (B) nanosheets. *Nat. Commun.* **2016**, *7*, 12214. [[CrossRef](#)] [[PubMed](#)]
61. Cao, C.; Gao, Y.; Luo, H. Pure single-crystal rutile vanadium dioxide powders: Synthesis, mechanism and phase-transformation property. *J. Phys. Chem. C* **2008**, *112*, 18810–18814. [[CrossRef](#)]
62. Devthade, V.; Lee, S. Synthesis of vanadium dioxide thin films and nanostructures. *J. Appl. Phys.* **2020**, *128*, 231101. [[CrossRef](#)]
63. Wu, C.; Hu, Z.; Wang, W.; Zhang, M.; Yang, J.; Xie, Y. Synthetic paramontroseite VO<sub>2</sub> with good aqueous lithium-ion battery performance. *Chem. Commun.* **2008**, *33*, 3891–3893. [[CrossRef](#)]
64. Li, B.; Tian, S.; Tao, H.; Zhao, X. Tungsten doped M-phase VO<sub>2</sub> mesoporous nanocrystals with enhanced comprehensive thermochromic properties for smart windows. *Ceram. Int.* **2019**, *45*, 4342–4350. [[CrossRef](#)]
65. Malarde, D.; Johnson, I.D.; Godfrey, I.J.; Powell, M.J.; Cibin, G.; Quesada-Cabrera, R.; Darr, J.A.; Carmalt, C.J.; Sankar, G.; Parkin, I.P.; et al. Direct and continuous hydrothermal flow synthesis of thermochromic phase pure monoclinic VO<sub>2</sub> nanoparticles. *J. Mater. Chem. C Mater.* **2018**, *6*, 11731–11739. [[CrossRef](#)]
66. Ye, H.; Long, L.; Zhang, H.; Xu, B.; Gao, Y.; Kang, L.; Chen, Z. The demonstration and simulation of the application performance of the vanadium dioxide single glazing. *Sol. Energy Mater. Sol. Cells* **2013**, *117*, 168–173. [[CrossRef](#)]
67. Zhang, H.; Xiao, X.; Lu, X.; Chai, G.; Sun, Y.; Zhan, Y.; Xu, G. A cost-effective method to fabricate VO<sub>2</sub> (M) nanoparticles and films with excellent thermochromic properties. *J. Alloy. Compd.* **2015**, *636*, 106–112. [[CrossRef](#)]
68. Moot, T.; Palin, C.; Mitran, S.; Cahoon, J.F.; Lopez, R. Designing Plasmon-Enhanced Thermochromic Films Using a Vanadium Dioxide Nanoparticle Elastomeric Composite. *Adv. Opt. Mater.* **2016**, *4*, 578–583. [[CrossRef](#)]
69. Chen, Y.; Zeng, X.; Zhu, J.; Li, R.; Yao, H.; Cao, X.; Ji, S.; Jin, P. High Performance and Enhanced Durability of Thermochromic Films Using VO<sub>2</sub>@ZnO Core-Shell Nanoparticles. *ACS Appl. Mater. Interfaces* **2017**, *9*, 27784–27791. [[CrossRef](#)]
70. Wan, M.; Liu, B.; Wang, S.; Hu, L.; He, Y.; Tao, H.; Zhao, X. Optical properties and formation mechanism of M1-phase VO<sub>2</sub> thin films annealed in a closed NH<sub>3</sub> atmosphere. *J. Alloy. Compd.* **2017**, *706*, 289–296. [[CrossRef](#)]
71. Lu, Y.; Xiao, X.; Zhan, Y.; Cao, Z.; Cheng, H.; Huan, C.; Qi, S.; Xu, G. Functional transparent nanocomposite film with thermochromic and hydrophobic properties fabricated by electrospinning and hot-pressing approach. *Ceram. Int.* **2018**, *44*, 1013–1018. [[CrossRef](#)]
72. Kim, Y.; Yu, S.; Park, J.; Yoon, D.; Dayaghi, A.M.; Kim, K.J.; Ahn, J.S.; Son, J. High-throughput roll-to-roll fabrication of flexible thermochromic coatings for smart windows with VO<sub>2</sub> nanoparticles. *J. Mater. Chem. C Mater.* **2018**, *6*, 3451–3458. [[CrossRef](#)]
73. Sriropai, O.; Wootthikanokkhan, J.; Nawalertpanya, S. Preparation, Characterizations and Oxidation Stability of Polyethylene Coated Nanocrystalline VO<sub>2</sub> Particles and the Thermo-Chromic Performance of EVA/VO<sub>2</sub> @PE Composite Film. *J. Nanosci. Nanotechnol.* **2019**, *19*, 3356–3366. [[CrossRef](#)] [[PubMed](#)]
74. Li, Y.; Gao, R.; Li, J. Energy saving wood composite with temperature regulatory ability and thermoresponsive performance. *Eur. Polym. J.* **2019**, *118*, 163–169. [[CrossRef](#)]
75. Petukhova, Y.V.; Kudinova, A.A.; Bobrysheva, N.P.; Levin, O.V.; Osmolowsky, M.G.; Osmolovskaya, O.M. Polymer composites containing dispersed VO<sub>2</sub> of various polymorphs: Effects of polymer matrix on functional properties. *Mater. Chem. Phys.* **2019**, *235*, 121752. [[CrossRef](#)]
76. Ke, Y.; Zhang, Q.; Wang, T.; Wang, S.; Li, N.; Lin, G.; Liu, X.; Dai, Z.; Yan, J.; Yin, J.; et al. Cephalopod-inspired versatile design based on plasmonic VO<sub>2</sub> nanoparticle for energy-efficient mechano-thermochromic windows. *Nano Energy* **2020**, *73*, 104785. [[CrossRef](#)]
77. Zhao, X.P.; Mofid, S.A.; Gao, T.; Tan, G.; Jelle, B.P.; Yin, X.B.; Yang, R.G. Durability-enhanced vanadium dioxide thermochromic film for smart windows. *Mater. Today Phys.* **2020**, *13*, 100205. [[CrossRef](#)]
78. Liu, Y.; Xu, W.Z.; Charpentier, P.A. Synthesis of VO<sub>2</sub>/Poly(MMA-co-dMEMUABr) antimicrobial/thermochromic dual-functional coatings. *Prog. Org. Coat.* **2020**, *142*, 105589. [[CrossRef](#)]
79. Chae, J.Y.; Lee, D.; Lee, D.W.; Woo, H.Y.; Kim, J.B.; Paik, T. Direct transfer of thermochromic tungsten-doped vanadium dioxide thin-films onto flexible polymeric substrates. *Appl. Surf. Sci.* **2021**, *545*, 148937. [[CrossRef](#)]
80. Fang, K.Y.; Wang, Y.J.; Zhao, Y.C.; Fang, F. Infrared stealth nanofibrous composites with thermal adaptability and mechanical flexibility. *Compos. Sci. Technol.* **2021**, *201*, 108483. [[CrossRef](#)]
81. Zhang, R.; Xiang, B.; Shen, Y.; Xia, L.; Xu, L.; Guan, Q.; Tang, S. Energy-efficient smart window based on a thermochromic microgel with ultrahigh visible transparency and infrared transmittance modulation. *J. Mater. Chem. A Mater.* **2021**, *9*, 17481–17491. [[CrossRef](#)]
82. Casini, M. Dynamic glazing. *Smart Build.* **2016**, 305–325. [[CrossRef](#)]
83. Li, M.; Wu, X.; Li, L.; Wang, Y.; Li, D.; Pan, J.; Li, S.; Sun, L.; Li, G. Defect-mediated phase transition temperature of VO<sub>2</sub> (M) nanoparticles with excellent thermochromic performance and low threshold voltage. *J. Mater. Chem. A Mater.* **2014**, *2*, 4520–4523. [[CrossRef](#)]
84. Mehra, S.; Christoforo, M.G.; Peumans, P.; Salleo, A. Solution processed zinc oxide nanopillar/silver nanowire transparent network films with highly tunable light scattering properties. *Nanoscale* **2013**, *5*, 4400–4403. [[CrossRef](#)] [[PubMed](#)]
85. Li, Y.Q.; Fu, S.Y.; Yang, Y.; Mai, Y.W. Facile synthesis of highly transparent polymer nanocomposites by introduction of core-shell structured nanoparticles. *Chem. Mater.* **2008**, *20*, 2637–2643. [[CrossRef](#)]

86. Morales, J.O.; Watts, A.B.; Mcconville, J.T. Mechanical Particle-Size Reduction Techniques. In *Formulating Poorly Water Soluble Drugs*; Springer: New York, NY, USA, 2012. [CrossRef]
87. Taylor, L.; Skuse, D.; Blackburn, S.; Greenwood, R. Stirred media mills in the mining industry: Material grindability, energy-size relationships, and operating conditions. *Powder Technol.* **2020**, *369*, 1–16. [CrossRef]
88. Isobe, T.; Hotta, Y.; Watari, K. Dispersion of nano- and submicron-sized Al<sub>2</sub>O<sub>3</sub> particles by wet-jet milling method. *Mater. Sci. Eng. B* **2008**, *148*, 192–195. [CrossRef]
89. Omura, N.; Hotta, Y.; Kinemuchi, Y.; Kume, S.; Watari, K. Wet Jet Milling of Ceramics Powder. *Key Eng. Mater.* **2006**, *317–318*, 49–52. [CrossRef]
90. Loh, Z.H.; Samanta, A.K.; Heng, P.W.S. Overview of milling techniques for improving the solubility of poorly water-soluble drugs. *Asian J. Pharm. Sci.* **2015**, *10*, 255–274. [CrossRef]
91. Li, R.; Qin, M.; Liu, C.; Chen, Z.; Wang, X.; Qu, X. Particle size distribution control and related properties improvements of tungsten powders by fluidized bed jet milling. *Adv. Powder Technol.* **2017**, *28*, 1603–1610. [CrossRef]
92. Yang, Y.; Ding, J. Microwave property of micron and sub-micron Fe<sub>90</sub>Al<sub>10</sub> flakes fabricated via ball milling and jet milling routes. *J Alloy. Compd.* **2012**, *528*, 58–62. [CrossRef]
93. Duroudier, J.-P. *Size Reduction of Divided Solids*; ISTE Press: London, UK, 2016.
94. Yadav, T.P.; Yadav, R.M.; Singh, D.P. Mechanical Milling: A Top Down Approach for the Synthesis of Nanomaterials and Nanocomposites. *Nanosci. Nanotechnol.* **2012**, *2*, 22–48. [CrossRef]
95. Guzzo, P.L.; de Barros, F.B.M.; Soares, B.R.; Santos, J.B. Evaluation of particle size reduction and agglomeration in dry grinding of natural quartz in a planetary ball mill. *Powder Technol.* **2020**, *368*, 149–159. [CrossRef]
96. Piras, C.C.; Fernández-Prieto, S.; de Borggraeve, W.M. Ball milling: A green technology for the preparation and functionalisation of nanocellulose derivatives. *Nanoscale Adv.* **2019**, *1*, 937–947. [CrossRef] [PubMed]
97. Wang, S.; Liu, M.; Kong, L.; Long, Y.; Jiang, X.; Yu, A. Recent Progress in VO<sub>2</sub> Smart Coatings: Strategies to Improve the Thermo-chromic Properties. In *Progress in Materials Science*, 81st ed.; Elsevier Ltd: Amsterdam, The Netherlands, 2016; pp. 1–54. [CrossRef]
98. Teotia, M.; Soni, R.K. Polymer Interlayers for Glass Lamination—A Review. *Int. J. Sci. Res. (IJSR)* **2014**, *3*, 1264–1270. Available online: [moz-extension://fd52b370-ccb9-4aa2-9d6d-46721a37ed2b/enhanced-reader.html?openApp&pdf=https%3A%2F%2Fwww.ijer.net%2Farchive%2Fv3i8%2FMdIwMTU1OTU%3D.pdf](https://www.ijer.net/fd52b370-ccb9-4aa2-9d6d-46721a37ed2b/enhanced-reader.html?openApp&pdf=https%3A%2F%2Fwww.ijer.net%2Farchive%2Fv3i8%2FMdIwMTU1OTU%3D.pdf) (accessed on 28 June 2022).
99. Zhu, J.; Huang, A.; Ma, H.; Ma, Y.; Tong, K.; Ji, S.; Bao, S.; Cao, X.; Jin, P. Composite Film of Vanadium Dioxide Nanoparticles and Ionic Liquid-Nickel-Chlorine Complexes with Excellent Visible Thermo-chromic Performance. *ACS Appl. Mater. Interfaces* **2016**, *8*, 29742–29748. [CrossRef] [PubMed]
100. Selkowitz, S.E. Application of large-area chromogenics to architectural glazings. *Large-Area Chromogenics Mater. Devices Transm. Control.* **1990**, *10304*, 1030403. [CrossRef]
101. Lammerink, G. Potential of Cholesteric Liquid Crystal in Switchable Glass. Master's Thesis, TU Delft, Delft, The Netherlands, 2013.