



ARTICLE

<https://doi.org/10.1038/s41467-019-09817-3>

OPEN

Enzymatic synthesis of lignin derivable pyridine based polyesters for the substitution of petroleum derived plastics

Alessandro Pellis ¹, James W. Comerford¹, Simone Weinberger², Georg M. Guebitz^{2,3}, James H. Clark¹ & Thomas J. Farmer ¹

Following concerns over increasing global plastic pollution, interest in the production and characterization of bio-based and biodegradable alternatives is rising. In the present work, the synthesis of a series of fully bio-based alternatives based on 2,4-, 2,5-, and 2,6-pyridinedicarboxylic acid-derived polymers produced via enzymatic catalysis are reported. A similar series of aromatic-aliphatic polyesters based on diethyl-2,5-furandicarboxylate and of the petroleum-based diethyl terephthalate and diethyl isophthalate were also synthesized. Here we show that the enzymatic synthesis starting from 2,4-diethyl pyridinedicarboxylate leads to the best polymers in terms of molecular weights ($M_n = 14.3$ and M_w of 32.1 kDa when combined with 1,8-octanediol) when polymerized in diphenyl ether. Polymerization in solventless conditions were also successful leading to the synthesis of bio-based oligoesters that can be further functionalized. DSC analysis show a clear similarity in the thermal behavior between 2,4-diethyl pyridinedicarboxylate and diethyl isophthalate (amorphous polymers) and between 2,5-diethyl pyridinedicarboxylate and diethyl terephthalate (crystalline polymers).

¹The University of York, Department of Chemistry, Green Chemistry Centre of Excellence, YO10 5DD Heslington, York, UK. ²University of Natural Resources and Life Sciences Vienna, Department of Agrobiotechnology, Institute of Environmental Biotechnology, Konrad Lorenz Strasse 20, 3430 Tulln an der Donau, Austria. ³Austrian Centre of Industrial Biotechnology, Konrad Lorenz Strasse 20, 3430 Tulln an der Donau, Austria. Correspondence and requests for materials should be addressed to A.P. (email: alessandro.pellis@gmail.com) or to T.J.F. (email: thomas.farmer@york.ac.uk)

Society is becoming more aware of the significant problems caused by waste plastic, such as pollution of oceans and rivers¹, generation and effect of microplastics² on ecosystems, dependence on non-sustainable oil-based feedstocks, as well as the challenges associated with recycling a wide range of different plastics efficiently³. In response to this, governments and industry are combining efforts to reduce plastic-derived pollution by increasing recyclability and moving toward alternative bio-based plastics synthesized from renewable feedstocks⁴. One of the most important developments in the bio-based polymer field over the past few decades has been the work of Gandini et al. on the use of furan moieties as a sustainable replacement for the terephthalic (e.g., diethyl terephthalate, DET) and isophthalic (e.g., diethyl isophthalate, DEI) units⁵. Several multinational companies including the BASF-Avantium joint venture, Synvina⁶, and Corbion⁷ have shown active interest in the production and upscaling of poly(ethylene furanoate) (PEF) production, the furan equivalent of the petrol-derived poly(ethylene terephthalate) (PET).

As a result of this, a substantial number of improved methods for the chemical⁸ and enzymatic^{9–11} synthesis of furan-based polymers¹² and its co-polymers¹³ have been published along with their corresponding mechanical, barrier¹⁴, degradation¹⁵, and recycling¹⁶ properties. With such industrial investment there has also been increased intellectual property protection^{17,18}, especially for the production of the furandicarboxylic acid and its corresponding ester monomers (e.g., diethyl-2,5-furandicarboxylate, DEF) from sources such as 5-(hydroxymethyl)furfural (5-HMF), as well as protection of end-of-life technologies such as the use of engineered enzymes for the degradation of aromatic and aliphatic polyesters. This has driven research to focus on other bio-based monomers and polymers, such as azelaic acid and polyglycerol for applications in the cosmetic and lubricants industry¹⁹, sorbitol-based polymers for the production of coatings²⁰, and itaconate containing polymers due to the post-polymerization possibilities given by the vinyl moiety^{21,22}. More recently, production of 2,4-pyridinedicarboxylic acid, 2,5-pyridinedicarboxylic acid, and their mono and diester derivatives has been reported, employing a biocatalytic reaction using lignin as a substrate^{23,24}. Moreover, a third pyridine derivative, 2,6-pyridinedicarboxylic acid (also known as dipicolinic acid) which composes 5–15% of the dry weight of some bacterial spores can likewise be considered as a naturally occurring compound^{25,26}. All aromatic oil- and bio-derivable monomers considered in the present work are summarized in Fig. 1. Interestingly, the use of pyridine diacids in polyester synthesis seems to be a topic of remarkable inactivity and hence we see a pressing need to better understand these materials. The similarity of the pyridinedicarboxylic acids (PDCAs) to the terephthalic unit would suggest that they might offer increased rigidity if incorporated into a polymer yet retaining a potentially interesting pyridine functionality which may affect the stacking/crystallization behavior of the final product. However, this pyridine moiety is likely to also interact with conventional catalysts used for polytransesterification²⁷.

The focus of this paper is directed at the investigation of the biocatalyzed synthesis of PDCA-based aromatic polyesters, along with characterization of their thermal properties. A series of aromatic-aliphatic polyesters based on diethyl-2,5-furandicarboxylate and of the petroleum-based diethyl terephthalate and diethyl isophthalate are also synthesized for comparison with the pyridine-based monomers.

Results

Reactions in bulk. Based on previous reports on enzymatic polymerizations conducted using CaLB as biocatalyst, two

different approaches were used, and herein, they will be referred to as (A) bulk reaction without solvent, until now only reported for aliphatic monomers^{28,29} and (B) reactions in organic media, a traditional reaction system for the enzymatic polycondensation of aromatic moieties^{30,31}.

With the knowledge that enzymatic polycondensations (transesterification reactions belonging to the step-growth polymerization mechanism type) are much more efficient when activated monomers (such as diesters) are used vs dicarboxylic acids, we performed a DSC evaluation of the melting point of various dimethyl and diethyl esters (Supplementary Table 1). Bulk reaction trials at different temperatures were initially carried out as the melting points of the diethyl esters were found to be lower than the dimethyl equivalents, and the solvent-free synthesis of aliphatic polyesters, the obtained monomers conversions and molecular weights were not significantly different among the two diesters. The optimal reaction temperature for the used enzyme, lipase B from *Candida antarctica* (CaLB), was found to be 85 °C (Supplementary Table 2). These data are consistent with recent reports on CaLB-catalyzed polymerizations of aliphatic polyesters in bulk³² and aromatic moieties in diphenyl ether (DPE)²⁸. Monomers conversion rates, calculated via ¹H-NMR spectroscopy for the reactions between monomers PD24, PD25, and PD26 with C₄–C₈ aliphatic diols gave 78–82% conversion for BDO, 82–95% for HDO, and 85–93% for ODO (Fig. 2a). There is a clear trend with BDO resulting in lower monomer conversions (when compared with HDO and ODO) for each of the pyridine diesters, shown in Fig. 1. A similar trend associated with increasing carbon chain length of the diols was also observed when DET, DEI, and DEF were used as aromatic diester monomers (Fig. 2b), with BDO giving the lowest conversions amongst the used diols (78–84% vs 81–91% for HDO and ODO).

GPC analysis of the crude reaction products correlated well with monomer conversion measured by using ¹H-NMR spectroscopy. Polymerizations carried out using BDO not only show lower conversions, but were also characterized by a lower molecular weight of the obtained polymeric chains (Fig. 2c, d M_n , 2e, f M_w), Supplementary Tables 3 and 4 and Supplementary Figs. 4–9). The limited molecular masses (M_n and $M_w > 7000$ Da) obtained for all polymers using this bulk polymerization system are due to the solidification of the reaction mixture at variable times, between 8 and 28 h depending on the choice of aromatic monomer and length of the obtained polymer. These factors caused progressive hindering of the enzymatic polycondensation throughout reaction. All pyridine-based polyesters synthesized via the bulk reaction were recovered as light yellow powders (Supplementary Fig. 10).

The obtained oligomers, having a 3 < DP < 6 depending on the used pyridine diester are of high interest for the current bio-based polymers market since they could be easily used as hydrophobic cores for the synthesis of water-soluble polymers or surfactants (eg. coupling of PEG or MPEG as end cappers) or for the preparation of telechelic oligomers that can be post-polymerized (eg. crosslinked) in a 2nd reaction step to produce bio-based coatings.

Reactions in organic media. After the successful synthesis of aromatic-aliphatic oligoesters using a solventless reaction system, the focus of the work was on the elongation of the polymeric chains since, from previous reports, enzymatic catalysts were found not to be suitable for dimethyl terephthalate, dimethyl isophthalate, 4-(2-hydroxyethoxy)benzoic methyl ester, or dimethyl-2,5-furandicarboxylate aromatic monomers. In these previous cases only short oligomers having $M_n \sim 400$ for DMT and ~

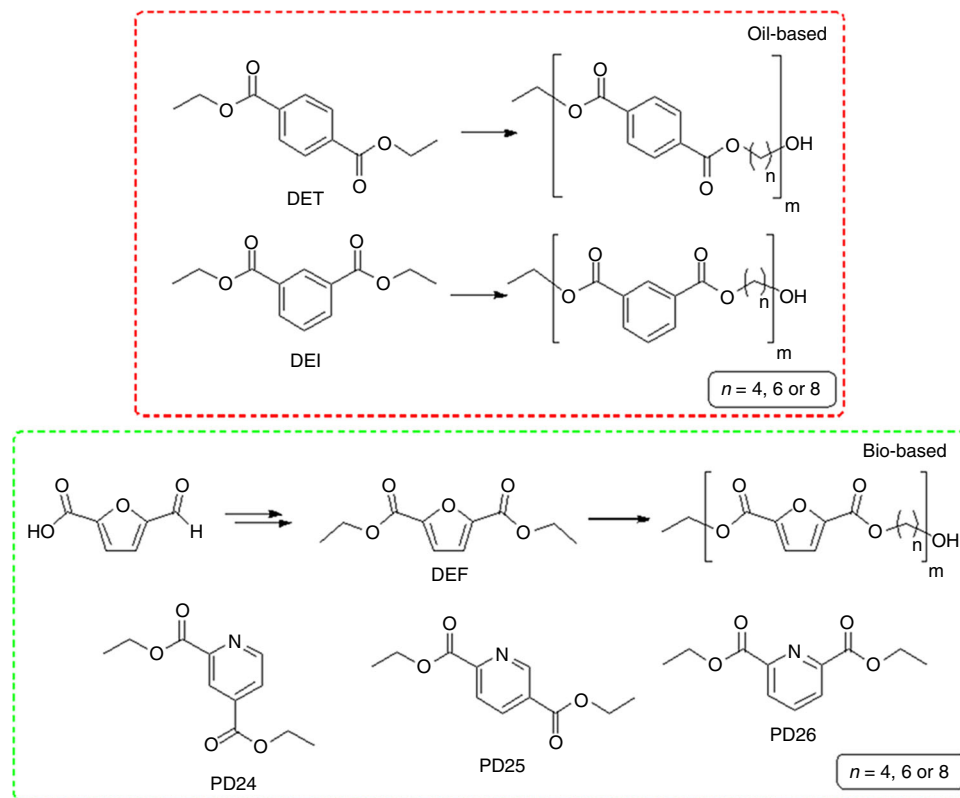


Fig. 1 Monomers used for the polycondensation reactions. Oil-based (top, red frame) and bio-based (bottom, green frame) monomers with related polymers

600 Da for DMI, ~ 2300 Da for 4HEBME and ~ 3300 Da for DMF were obtained using various conditions (different time, solvent and vacuum but all using CaLB as catalyst)^{30,31}. Based on the above reported literature, a DPE-based solvent system was used to carry out the reactions. Temperature and vacuum were varied as reported in a recent publication³² while in this study, monomer concentration was kept as low as 0.2 M in order to avoid a high viscosity of the reaction mixture that could hinder the enzymatic polymerization as a result of reduced mass-transfer.

The trend shown for the solventless polymerizations is preserved with the reactions between PD24, PD25, and PD26, and BDO gave conversions between 85 and 91% while using HDO and ODO as diols led to conversions $\geq 95\%$ (Fig. 3a). The same trend was observed for the petroleum-derived aromatic diesters and DEF, despite the fact that the latter showed a lower conversion difference between the three diols (C_4 , 92%; C_6 and C_8 , 96%) (Fig. 3b).

Regarding molecular weights, for the reactions in DPE media, pyridine-based polymers gave higher molecular weight when compared with the polymers produced from DET, DEI, and DEF (Fig. 3c–f). The pyridine diester leading to the largest polymers was PD24 that when reacted with ODO led to polyesters with an M_n of 14,300 Da and M_w of 32,100 Da, respectively, giving a DP of over 50 (Fig. 3g).

The polymers produced using PD25 also gave satisfactory molecular weights (M_n of 4800 Da and M_w of 10,800 Da when reacted with ODO) while PD26 diester was not as successful since a maximum DP of 11 was obtained when using ODO as diol ($M_n = 3200$ Da and $M_w = 7000$ Da). In general, when comparing PD24 and PD25 with their petroleum-based counterpart DET and DEI, the polymers produced have higher molecular masses despite the similar isolated yields (Table 1). For the complete set of GPC data and chromatograms please refer to the

Supplementary Tables 5 and 6 and Supplementary Figs. 11–16. All polymers synthesized using the DPE-based protocol were recovered as white powders, except from the reaction between DEF and BDO that was a yellow powder (see Supplementary Figs. 17–20) with yields $>60\%$ for the polymers containing HDO and ODO as diols while lower yields (58–79%) were calculated for the polymers containing the C_4 diol BDO (see Supplementary Figs. 30 and 31 for $^1\text{H-NMR}$ conversions and yields). This differences in the recovered polymers occurred as expected since the BDO-containing polymers are more difficult to precipitate from the DPE solution; they are more soluble in MeOH due to the higher polarity of the diol component.

The MALDI analysis of the reaction products was also performed and shows how the synthesized polyesters are present mainly in their linear form, with a minor presence of the ester/ester and ester/diol end groups especially in the samples synthesized using 1,4-butanediol as the aliphatic component (Supplementary Table 12 and Supplementary Figs. 35–37).

Polymer's thermal characterization. From determination of the polymers' thermal properties, it is remarkable to notice that using DEI and PD24 as diesters led to more amorphous reaction products while using PD25, PD26, DET, or DEF led to the production of more crystalline polymers, independent of the aliphatic diol used (having a chain of 4, 6, or 8 carbon atoms) (Fig. 4). Similar results, in terms of more amorphous vs more crystalline polymers were observed for the reactions conducted in bulk. In polyesters the double melting peak is due to a series of possible processes: the most common is a fusion of the original crystals—recrystallization and final fusion process of the recrystallized crystals. In Fig. 4, T_g and T_m of the various polymers were plotted for comparison and show that while polymers synthesized

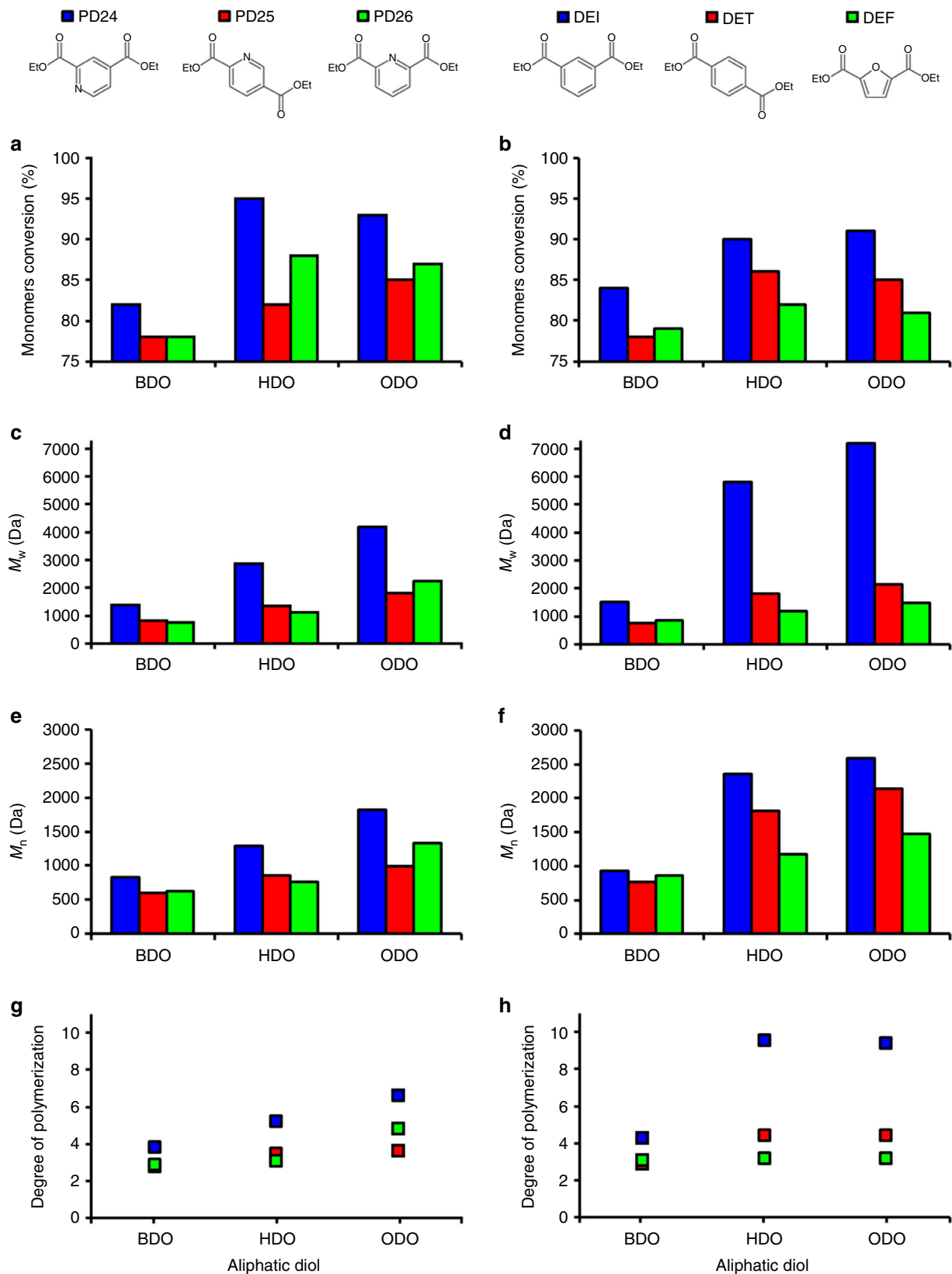


Fig. 2 Enzymatic synthesis of pyridine-based polyesters in a solventless reaction system. **a, b** Monomers conversion calculated via $^1\text{H-NMR}$ spectroscopy; **c, d** number average molecular weight (M_n) calculated via GPC; **e, f** weight average molecular weight (M_w) calculated via GPC. **g, h** Degree of polymerization calculated dividing M_n by the molecular mass of the polymer's constitutional repeat unit

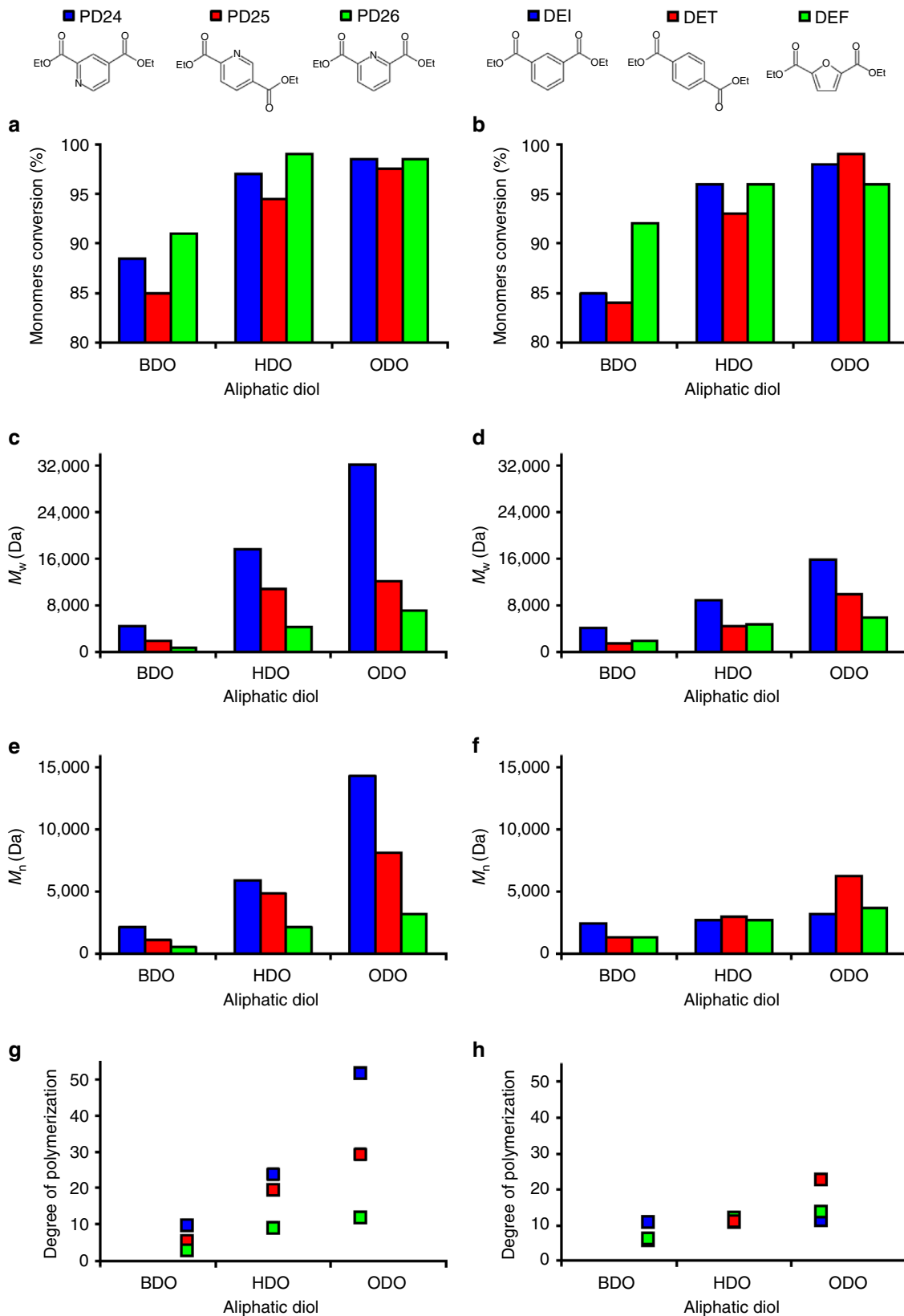


Fig. 3 Enzymatic synthesis of pyridine-based polyesters in DPE as organic media. **a, b** Monomers conversion calculated via $^1\text{H-NMR}$ spectroscopy; **c, d** number average molecular weight (M_n) calculated via GPC; **e, f** weight average molecular weight (M_w) calculated via GPC. **g, h** Degree of polymerization calculated dividing M_n by the molecular mass of the polymer's repetitive unit (M_0)

in bulk present a similar T_g of -14 vs -15 °C for poly(1,4-butylene pyridine 2,4-dicarboxylate) (pPD24-BDO) and poly(1,4-butylene isophthalate) (pDEI-BDO) and first T_m values (100 vs 106 vs 100 °C for DET, PD25, and DEF, respectively) between the petro- and bio-derivable polyesters (Fig. 4a), leading to a marked difference among the synthesized polymers when the reactions are performed in DPE (Fig. 4b). This difference in T_g and T_m between samples appears to depend on the synthesis method. For the synthesis in bulk, the polymers solidify at different times (as discussed in the bulk polymerizations section), while the reactions in DPE allow the solubilization of the polymeric chains (including those of high molecular masses) enabling the elongation of the chain based on the enzyme's selectivity. The latter leads to polymers with high (PD24) or low (DEF, PD26) molecular weights depending on the used monomers (Fig. 3 and Supplementary Tables 8 and 10).

From the data presented in Fig. 4 it is clear that the thermal properties strongly depend on the molecular weight, especially for the polymers having lower molecular weight (oligomers synthesized in bulk). The observed trends are due to the different molecular weights: for example, pPD24-BDO synthesized in bulk has a M_w of 1400 Da while pPD24-BDO synthesized in DPE has a M_w of 4400 Da. This large difference can explain the substantial difference in T_g . These results mean that molecular weights are too low to define a constant T_g value, independent of the

molecular weight. The different synthetic routes can therefore provide polymers with different molecular weights which are, characterized by different thermal behavior. Moreover, it is interesting to note that based on the monomers used, DEI and PD24 vs PD25, PD26, DEF, and DET, the polymers have more amorphous or more crystalline characteristics, independent of the diol used. These data fit very well with previous reports found in the literature. XRD analysis of selected samples was also performed (see Supplementary Figs. 32 and 33) and fully confirm the trends observed via DSC. The DSC of pPD24-ODO (see Supplementary Fig. 45) shows how weak is the energy of the T_g as also confirmed in Supplementary Tables 7 and 9 where the ΔC_p value is reported.

From the thermogravimetric analysis plotted in Fig. 5, a difference between the various polymers synthesized using the C_4 , C_6 , and C_8 diols in combination with PD24 (Fig. 4a), PD25 (Fig. 5b), and PD26 (Fig. 5c) is clearly seen. In particular, the polymers synthesized using 1,4-butanediol decompose at a lower temperature than the those synthesized using the C_6 and the C_8 diols. This trend is most probably due to the fact that the C_4 diol leads to polymers having lower molecular masses while the C_6 and C_8 diols lead to better polymers that are more thermally stable. In addition, 1,4-butanediol might be converted to volatile tetrahydrofuran during the pyrolysis of the sample as it is well known that weak end groups are affecting the polymer degradation³³. This thermogravimetric data agree with trends previously observed for the polymerizations of various aliphatic polyesters in bulk reaction systems using CaLB as the biocatalyst³⁰.

If we take the polymers synthesized in DPE using DEI as the diester together with the various diols, we can observe that there is not a significant difference between the obtained molecular masses (Fig. 3). This is fully reflected in the TGA profiles of the samples (see ESI, Figs. S21–24) that show similar T_{d50} values amongst the various polymers ($C_4 = 372$ °C, $C_6 = 379$ °C, and $C_8 = 380$ °C) (for the complete set of TGA data see Supplementary Table 11).

Separation of pyridine-based polymers for recycling purposes.

Knowing that the separation of plastics for recycling purposes is based mainly on near infrared spectroscopy (NIR)³⁴, we compared the polymers synthesized from the petro-derived monomers DET and DEI with the bio-derivable polyesters obtained

Table 1 Yields of the enzymatic synthesis reactions in DPE after the precipitation and purification steps					
Diester	Diol	Yield [%]	Diester	Diol	Yield [%]
DET	BDO	71	PD24	BDO	58
	HDO	90		HDO	68
	ODO	96		ODO	72
DEI	BDO	49	PD25	BDO	79
	HDO	64		HDO	88
	ODO	66		ODO	89
DEF	BDO	69	PD26	BDO	92
	HDO	93		HDO	89
	ODO	92		ODO	90

Yields were calculated dividing the recovered amount of polymer (mg) by the total theoretical amount of polymer that should be produced when all the reagent in defect is consumed (mg).

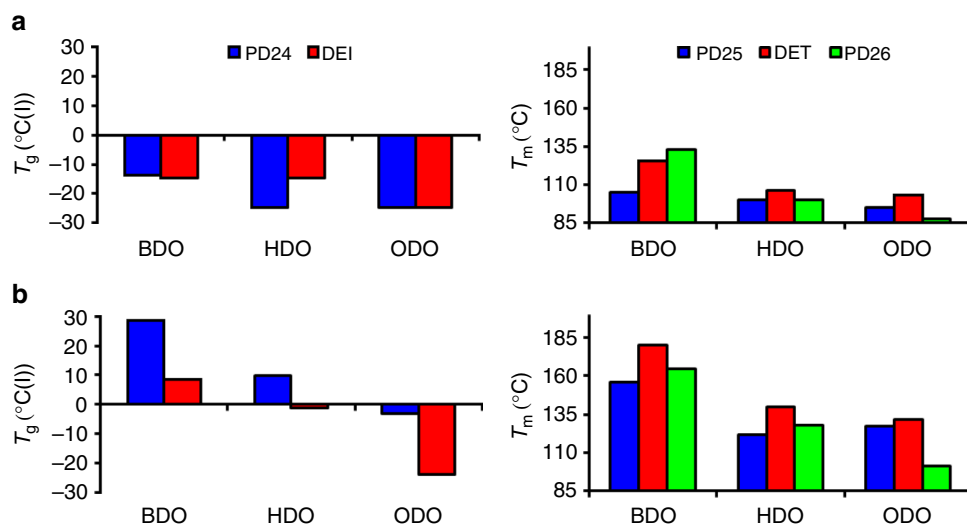


Fig. 4 DSC analysis of the polymers. Glass transition temperatures (T_g) and melting temperatures (T_m) of the polymers synthesized in (a) bulk and (b) diphenyl ether

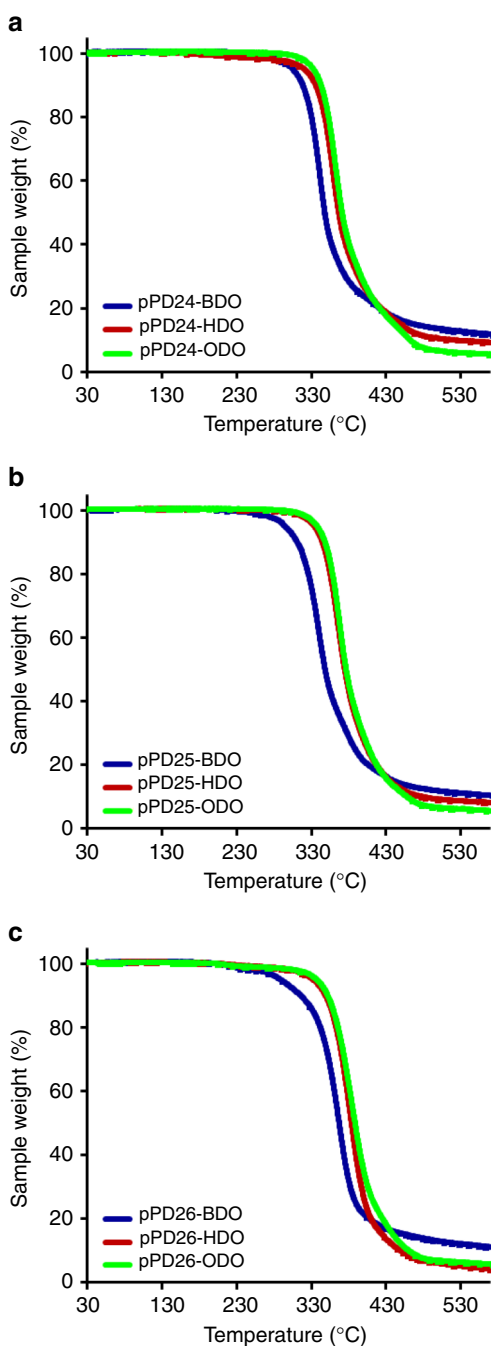


Fig. 5 Thermogravimetric analysis of the polymers. **a** PD24, **b** PD25, and **c** PD26 in combination with 1,4-butanediol (C_4 , blue line), 1,6-hexanediol (C_6 , red line), and 1,8-octanediol (C_8 , green line) in the DPE reaction system using immobilized CalB as the biocatalyst. Runs were conducted using N_2 as the inert gas

from DEF (furan-based) and PD24, PD25, and PD26 (pyridine-based). Interestingly, using FT-IR, polymers containing DET and PD25 are in our case easily distinguishable by observing the 1614–1548 cm^{-1} region, where polymers containing DET have a single representative peak at 1578 cm^{-1} (see Supplementary Fig. 25) and polymers containing PD25 have a characteristic double peak at 1594 and 1571 cm^{-1} (see Supplementary Fig. 26). This difference between DET and PD25 is well-preserved throughout the synthesized samples and appears not to be related to the diol used (see Supplementary Fig. 27 for comparison

between polymers synthesized from PD25 and HDO or ODO). For distinguishing the polymers obtained from DEF and PD26, we cannot use the peak at $\sim 1570\text{ cm}^{-1}$ because the difference in absorption between the two aromatic moieties is limited (1573 vs 1578 cm^{-1}). Fortunately, the characteristic C=O peak at ~ 1700 for all polymers containing PD26 has a consistent “shoulder” (1738 and 1717 cm^{-1}) while for DEF a single maximum at 1722 cm^{-1} was observed (see Supplementary Fig. 28). A clear distinction between the polymers synthesized from DEI and PD24 is instead rather difficult since they both present a single C=O peak at around 1720–1722 cm^{-1} and a double peak in the 1600/1560 cm^{-1} region (see Supplementary Fig. 29). This lack of separation clarity between polymers containing DEI and PD24 is not critical since at present as DEI is typically not used in the industrial production of polyesters.

Discussion

The present work sheds light on the possibility of synthesizing 100% bio-based polyesters from several pyridine derivatives such as 2,4-diethyl pyridinedicarboxylate (PD24), 2,5-diethyl pyridinedicarboxylate (PD25), and 2,6-diethyl pyridinedicarboxylate (PD26) via enzymatic catalysis using solventless or diphenyl ether-based reaction systems. While the reactions conducted in bulk lead to oligomers with $3 < DP < 6$ and $M_n < 7000$, the reactions conducted in DPE lead to polymers with $M_n > 14000$ ($DP > 50$) doubling the M_n of the equivalent polymers synthesized from petroleum-based derivatives and four times higher than the polymers produced using 2,5-diethyl furandicarboxylate as the diester monomer. The thermal behavior of the obtained polymers was also investigated and strict correlations between the DEI and PD24 and the DET and PD25 diesters were observed in terms of obtained molecular weights, yields and obtained crystallinity. Furthermore, the synthesized polymers are easily distinguishable from the classic terephthalate polyesters waste using near IR spectroscopy as currently used for separation from plastic waste streams for recycling purposes.

Methods

Chemicals and enzymes. Diethyl terephthalate (DET) was purchased from TCI. Diethyl isophthalate (DEI) was purchased from Syntree Inc. Diethyl-2,5-furandicarboxylate (DF25) and diethyl pyridine-2,4-dicarboxylate (PD24) were purchased from Carbosynth. Diethyl pyridine-2,5-dicarboxylate (PD25) and diethyl pyridine-2,6-dicarboxylate (PD26) were purchased from TCI and are not yet available from bioderived sources. 1,8-octanediol (ODO) was purchased from Acros Organics. 1,4-butanediol (BDO), 1,6-hexanediol (HDO), diphenyl ether (DPE), and all other chemicals and solvents were purchased from Sigma-Aldrich and used as received if not otherwise specified.

Candida antarctica lipase B (CaLB) immobilized onto acrylic resin (iCaLB) was purchased from Sigma-Aldrich (product code L4777). The enzyme was vacuum dried for 96 h and stored in a desiccator before use.

Enzymatic solventless polymerizations. Six millimoles of diester and 6 mmol of diol (diester:diol ratio = 1:1) were added in a 25-mL round bottom flask. The mixture was then stirred at 85 °C until a homogeneous melt was obtained. In total, 10% w w⁻¹ (calculated on the total amount of the monomers) of iCaLB was then added and the reaction run for 6 h at 1000 mbar. A vacuum of 20 mbar was subsequently applied for additional 90 h maintaining the reaction temperature at 85 °C. With progression of the reaction the mixture became solid at different times therefore hindering polymerization. The product was recovered by adding warm chloroform to the reaction mixture. The biocatalyst was then removed via a filtration step and the solvent evaporated under vacuum. The reactions resulted in formation of an of white/yellow powdery polymer.

Enzymatic polymerizations in organic media. In total, 8×10^{-4} mol of diester (0.2 M) and 8×10^{-4} mol of BDO (0.2 M) (diester:diol ratio = 1:1) were added together with 4 mL of DPE in a 25-mL round bottom flask. The mixture was then stirred at 85 °C until complete dissolution of the monomers in the solvent. In total, 10% w w⁻¹ (calculated on the total amount of the monomers) of iCaLB was then added and the reaction was run for 6 h at 1000 mbar. A vacuum of 20 mbar was subsequently applied for an additional 90 h while maintaining the reaction T at 85 °C. Warm chloroform was added to the reaction mixture to solubilize the

polymer product and the biocatalyst was filtered off. The chloroform was then removed under vacuum. The polymer-DPE mixture was subsequently crashed out in ice-cold methanol achieving precipitation of the products. Three methanol washing steps were subsequently performed in order to remove the residual DPE. The reactions led to white powdery polymerization products (see Supplementary Figs. 17–20). See Supplementary Figs. 1–3 for the ^1H -NMR spectroscopy data of the various purification steps. The reproducibility of the reactions was certified by performing duplicate runs of selected reactions and all relative characterization data are included in the ESI file.

Nuclear magnetic resonance (NMR) spectroscopy. ^1H and ^{13}C -NMR spectroscopy analysis were performed on a JEOL JNM-ECS400A spectrometer at a frequency of 400 MHz for ^1H and 100 MHz for ^{13}C . CDCl_3 was used as NMR solvent if not otherwise specified. A drop of TFA was added to ensure the full solubilization of the polyDET-BDO synthesized in DPE. ^1H -NMR analysis was performed on all synthesized samples (see Supplementary Figs. 38–43 for the fully assigned NMR spectra of some selected reactions carried out in DPE).

Gel permeation chromatography (GPC). Samples were dissolved in CHCl_3 and filtered through a cotton filter prior to passing into a HPLC vial. Gel permeation chromatography was carried out at 30 °C on an Agilent Technologies HPLC System (Agilent Technologies 1260 Infinity) connected to a 17369 6.0 mm ID \times 40 mm L HHR-H, 5 μm Guard column and a 18055 7.8 mm ID \times 300 mm L GMHHR-N, 5 μm TSKgel liquid chromatography column (Tosoh Bioscience, Tessenderlo, Belgium) using 1 mL min^{-1} CHCl_3 as mobile phase. A drop of TFA was added to ensure full solubilization of the polyDET-BDO synthesized in DPE. An Agilent Technologies G1362A refractive index detector was employed for detection. The molecular weights of the polymers were calculated using linear polystyrene calibration standards. GPC tracks of the polymers having the lowest molecular masses (polyDET-BDO and polyDEF-BDO) have a higher error due to the slightly higher baseline fluctuation but analysis are still fully reproducible and the results are significant.

Matrix assisted laser desorption ionization (MALDI). MALDI-TOF MS analysis were carried out by using a Bruker Solarix-XR FTICR mass spectrometer and the relative software package for the acquisition and the processing of the data. An acceleration voltage of 25 kV, using DCTB as matrix and KTFA as ionization agent were used. Ten microliters of sample were mixed with 10 μL of matrix solution (40 mg mL^{-1} DCTB in THF) and 3 μL of KTFA (5 mg mL^{-1}). In total, 0.3 μL of the mixture were applied on the plate and the measurement was conducted in positive mode with the detector set in reflector mode. All TGA data were summarized in Supplementary Table 12 and Supplementary Figs. 35–37.

Differential scanning calorimetry (DSC). DSC experiments were performed on a TA Instruments Q2000 DSC under an inert gas atmosphere (N_2). The used heating and cooling rates were set to 5 °C over the T range of -60 – 200 °C. Sample mass was of between 5 and 10 mg for all measured samples. The T_g values were reported from the second heating scan. The melting points of the starting compounds were also determined and are reported in Supplementary Table 1 and additional DSC thermograms were added as Supplementary Figs. 44–46.

Thermogravimetric analysis (TGA). TGA was performed on a PL Thermal Sciences STA 625 thermal analyzer. Approximately 10 mg of accurately weighed sample in an aluminum sample cup was placed into the furnace with a N_2 flow of 100 mL min^{-1} and heated from room temperature to 625 °C at a heating rate of 10 °C min^{-1} . From the TGA profiles the temperatures at 10 and 50% mass loss (TD_{10} and TD_{50} , respectively) were subsequently determined. All TGA data were summarized in Supplementary Table 11 and Supplementary Figs. 21–24.

Fourier transformation infrared spectroscopy. Fourier transformation infrared spectroscopy (FT-IR) analysis of the synthesized polymers was performed on a PerkinElmer 400 spectrometer using the attenuation total reflectance setting. The same pressure was applied on the outer surface of all analyzed samples. A number of 32 scans were recorded using a 1 cm^{-1} resolution. All spectra were processed using the automated baseline correction and the data auto-tune functions (see Supplementary Figs. 25–29).

X-ray diffractometry. The samples were measured between 5 and 52° 2 θ on a Panalytical Empyrean X-ray diffractometer equipped with $\text{Co K}\alpha$ (1.790307 Å) radiation. They were mounted on a zero-background offset Si holder and a beam knife used to reduce the air scatter at low angle.

See Supplementary Methods for all performed computational analysis and Supplementary Fig. 34.

Data availability

All data used in the preparation of this manuscript is contained within this document, the electronic supplementary information, or available on request from <https://doi.org/10.15124/57ad733f-3f13-423d-af27-dbc0c3880f1>.

Received: 6 December 2018 Accepted: 25 March 2019

Published online: 16 April 2019

References

- Lechner, A. et al. The Danube so colourful: a potpourri of plastic litter outnumbers fish larvae in Europe's second largest river. *Environ. Pollut.* **188**, 177–181 (2014).
- Lusher, A. L., McHugh, M. & Thompson, R. C. Occurrence of microplastics in the gastrointestinal tract of pelagic and demersal fish from the English Channel. *Mar. Pollut. Bull.* **67**, 94–99 (2013).
- Singh, N. et al. Recycling of plastic solid waste: a state of art review and future applications. *Compos. Part B Eng.* **115**, 409–422 (2017).
- Pellis, A., Herrero Acero, E., Gardossi, L., Ferrario, V. & Guebitz, G. M. Renewable building blocks for sustainable polyesters: new biotechnological routes for greener plastics. *Polym. Int.* **65**, 861–871 (2016).
- Gandini, A. in *Polymer Chemistry* 47–96 (Springer, Berlin, Heidelberg, 1977).
- PEF. *Synvina*. <https://www.synvina.com/products/pef/>.
- FDCA for PEF. <http://www.corbion.com/bioplastics/products/fdca-for-pef>.
- Knoop, R. J. I., Vogelzang, W., van Haveren, J. & van Es, D. S. High molecular weight poly(ethylene-2,5-furanoate); critical aspects in synthesis and mechanical property determination. *J. Polym. Sci. Part Polym. Chem.* **51**, 4191–4199 (2013).
- Jiang, Y., Woortman, A. J. J., Alberda van Ekenstein, G. O. R. & Loos, K. A biocatalytic approach towards sustainable furanic-aliphatic polyesters. *Polym. Chem.* **6**, 5198–5211 (2015).
- Jiang, Y., Maniar, D., J. Woortman, A. J. & Loos, K. Enzymatic synthesis of 2,5-furandicarboxylic acid-based semi-aromatic polyamides: enzymatic polymerization kinetics, effect of diamine chain length and thermal properties. *RSC Adv.* **6**, 67941–67953 (2016).
- Jiang, Y., Woortman, A. J. J., Alberda van Ekenstein, G. O. R., Petrović, D. M. & Loos, K. Enzymatic synthesis of biobased polyesters using 2,5-Bis(hydroxymethyl)furan as the building block. *Biomacromolecules* **15**, 2482–2493 (2014).
- Weinberger, S. et al. Enzymatic surface hydrolysis of poly(ethylene furanoate) thin films of various crystallinities. *Green. Chem.* **19**, 5381–5384 (2017).
- Vannini, M., Marchese, P., Celli, A. & Lorenzetti, C. Fully biobased poly(propylene 2,5-furandicarboxylate) for packaging applications: excellent barrier properties as a function of crystallinity. *Green. Chem.* **17**, 4162–4166 (2015).
- Papageorgiou, G. Z., Tsanaktsis, V. & Bikiaris, D. N. Synthesis of poly(ethylene furandicarboxylate) polyester using monomers derived from renewable resources: thermal behavior comparison with PET and PEN. *Phys. Chem. Chem. Phys.* **PCCP** **16**, 7946–7958 (2014).
- Pellis, A. et al. Enzymatic hydrolysis of poly(ethylene furanoate). *J. Biotechnol.* **235**, 47–53 (2016).
- Weinberger, S. et al. Enzymatic degradation of poly(ethylene 2,5-furanoate) powders and amorphous films. *Catalysts* **7**, 318 (2017).
- Google Patents. <https://patents.google.com/patent/WO2011043661A1/en?q=furandicarboxylic+acid>.
- Google Patents. <https://patents.google.com/patent/WO2015097104A1/en?q=polyesters&assignee=carbios>.
- Baharu, M. N., Kadhum, A. A. H., Al-Amiery, A. A. & Mohamad, A. B. Synthesis and characterization of polyesters derived from glycerol, azelaic acid, and succinic acid. *Green. Chem. Lett. Rev.* **8**, 31–38 (2015).
- Gustini, L. et al. Green and selective polycondensation methods toward linear sorbitol-based polyesters: enzymatic versus organic and metal-based catalysis. *ChemSusChem* **9**, 2250–2260 (2016).
- Corici, L. et al. Understanding potentials and restrictions of solvent-free enzymatic polycondensation of itaconic acid: an experimental and computational analysis. *Adv. Synth. Catal.* **357**, 1763–1774 (2015).
- Pellis, A. et al. Towards feasible and scalable solvent-free enzymatic polycondensations: integrating robust biocatalysts with thin film reactions. *Green. Chem.* **17**, 1756–1766 (2015).
- Google Patents. <https://patents.google.com/patent/WO2016202875A1/en?inventormines&assignee=biome>.
- Mycroft, Z., Gomis, M., Mines, P., Law, P. & Bugg, T. D. H. Biocatalytic conversion of lignin to aromatic dicarboxylic acids in *Rhodococcus jostii* RHA1 by re-routing aromatic degradation pathways. *Green. Chem.* **17**, 4974–4979 (2015).

25. Slieman, T. A. & Nicholson, W. L. Role of dipicolinic acid in survival of *Bacillus subtilis* spores exposed to artificial and solar UV radiation. *Appl. Environ. Microbiol.* **67**, 1274–1279 (2001).
26. McClintock, M. K., Fahnhorst, G. W., Hoye, T. R. & Zhang, K. Engineering the production of dipicolinic acid in *E. coli*. *Metab. Eng.* **48**, 208–217 (2018).
27. Bonino, F., Damin, A., Bordiga, S., Lamberti, C. & Zecchina, A. Interaction of CD3CN and pyridine with the Ti(IV) centers of TS-1 catalysts: a spectroscopic and computational study. *Langmuir* **19**, 2155–2161 (2003).
28. Pellis, A. et al. Fully renewable polyesters via polycondensation catalyzed by *Thermobifida cellulolytica* cutinase 1: an integrated approach. *Green. Chem.* **19**, 490–502 (2017).
29. Pellis, A., Vastano, M., Quartinello, F., Herrero Acero, E. & Guebitz, G. M. His-tag immobilization of cutinase 1 from *Thermobifida cellulolytica* for solvent-free synthesis of polyesters. *Biotechnol. J.* **12**, 1700322 (2017).
30. Fodor, C., Golkaram, M., Woortman, J., Dijken, A. J., van, J. & Loos, K. Enzymatic approach for the synthesis of biobased aromatic–aliphatic oligo-/polyesters. *Polym. Chem.* **8**, 6795–6805 (2017).
31. Pellis, A. et al. Exploring mild enzymatic sustainable routes for the synthesis of bio-degradable aromatic-aliphatic oligoesters. *Biotechnol. J.* **11**, 642–647 (2016).
32. Pellis, A. et al. Elucidating enzymatic polymerizations: chain-length selectivity of *Candida antarctica* lipase B towards various aliphatic diols and dicarboxylic acid diesters. *Eur. Polym. J.* **106**, 79–84 (2018).
33. Xie, T. & Hayden, C. A. A kinetic model for the chemical degradation of perfluorinated sulfonic acid ionomers: weak end groups versus side chain cleavage. *Polymer* **48**, 5497–5506 (2007).
34. Zheng, Y., Bai, J., Xu, J., Li, X. & Zhang, Y. A discrimination model in waste plastics sorting using NIR hyperspectral imaging system. *Waste Manag.* **72**, 87–98 (2018).

Acknowledgements

Alessandro Pellis thanks the FWF Erwin Schrödinger fellowship (grant agreement J 4014-N34) for financial support. James Clark, Thomas Farmer, and James Comerford thank the Biotechnology and Biological Sciences Research Council (BBSRC, grant BB/N023595/1) for funding their involvement in this research. The authors thank Biome bioplastics for financial support including supplying the monomers used in this study. Molecular volumes and sigma-surfaces are courtesy of, and authorized for the purposes of, Circa Group Pty Ltd. All authors would like to thank Dr. David Walker from Warwick University for the help with the XRD analysis.

Author contributions

A.P. performed the enzymatic polymer synthesis and the polymer characterizations. J.W.C. helped with the thermal analysis of the polymers. S.W. performed the GPC analysis of the polymers. A.P. planned the experiments and wrote the manuscript. J.H.C. and T.J.F. supervised the work. G.M.G. and J.H.C. contributed with discussions and manuscript revisions. All authors corrected the manuscript and discussed the data prior to submission.

Additional information

Supplementary Information accompanies this paper at <https://doi.org/10.1038/s41467-019-09817-3>.

Competing interests: The authors declare no competing interests.

Reprints and permission information is available online at <http://npg.nature.com/reprintsandpermissions/>

Journal peer review information: *Nature Communications* thanks Gianluca Ciardelli, Katja Loos and other anonymous reviewer(s) for their contribution to the peer review of this work. Peer reviewer reports are available

Publisher's note: Springer Nature remains neutral with regard to jurisdictional claims in published maps and institutional affiliations.



Open Access This article is licensed under a Creative Commons Attribution 4.0 International License, which permits use, sharing, adaptation, distribution and reproduction in any medium or format, as long as you give appropriate credit to the original author(s) and the source, provide a link to the Creative Commons license, and indicate if changes were made. The images or other third party material in this article are included in the article's Creative Commons license, unless indicated otherwise in a credit line to the material. If material is not included in the article's Creative Commons license and your intended use is not permitted by statutory regulation or exceeds the permitted use, you will need to obtain permission directly from the copyright holder. To view a copy of this license, visit <http://creativecommons.org/licenses/by/4.0/>.

© The Author(s) 2019