

## Research

**Cite this article:** Foucault-Fruchard L, Bizzoto L, Allemang-Trivalle A, Renoult-Pierre P, Antier D. (2020) Compared benefits of educational programs dedicated to diabetic patients with or without community pharmacist involvement. *Primary Health Care Research & Development* **21**(e49): 1-10. doi: [10.1017/S1463423620000390](https://doi.org/10.1017/S1463423620000390)

Received: 16 April 2020

Revised: 5 August 2020

Accepted: 2 September 2020

### Key words:

body mass index; community pharmacy; diabetes mellitus; glycated hemoglobin A; patient education; pharmaceutical care


### Author for correspondence:

Dr Laura Foucault-Fruchard, Department of Pharmacy, Tours University Hospital, 2, boulevard Tonnellé, 37 044 Tours Cedex, France. E-mail: [laura.foucault@univ-tours.fr](mailto:laura.foucault@univ-tours.fr)

Laura Foucault-Fruchard: hospital pharmacist (Dr, PhD); Laura Bizzoto: pharmacist student at the time of the study, currently community pharmacist (Dr); Aude Allemang-Trivalle: pharmacist student; Peggy Renoult-Pierre: diabetologist (Dr); Daniel Antier: hospital pharmacist (Pr, PhD).

© The Author(s) 2020. This is an Open Access article, distributed under the terms of the Creative Commons Attribution-NonCommercial-NoDerivatives licence (<http://creativecommons.org/licenses/by-nc-nd/4.0/>), which permits non-commercial re-use, distribution, and reproduction in any medium, provided the original work is unaltered and is properly cited. The written permission of Cambridge University Press must be obtained for commercial re-use or in order to create a derivative work.

# Compared benefits of educational programs dedicated to diabetic patients with or without community pharmacist involvement

Laura Foucault-Fruchard<sup>1,2</sup> , Laura Bizzoto<sup>1,3</sup>, Aude Allemang-Trivalle<sup>1</sup>, Peggy Renoult-Pierre<sup>4</sup> and Daniel Antier<sup>1,2</sup>

<sup>1</sup>Pharmacy Department, Tours University Hospital, Tours, France; <sup>2</sup>UMR 1253, iBrain, Université de Tours, Inserm, Tours, France; <sup>3</sup>Faculty of Pharmacy, University of Tours, Tours, France and <sup>4</sup>Endocrinology Department, Tours University Hospital, Tours, France

## Abstract

**Background:** International guidelines on diabetes control strongly encourage the setting-up of therapeutic educational programs (TEP). However, more than half of the patients fail to control their diabetes a few months post-TEP because of a lack of regular follow-up by medical professionals. The DIAB-CH is a TEP associated with the follow-up of diabetic patients by the community pharmacist. **Aim:** To compare the glycated hemoglobin (HbA1c) and body mass index (BMI) in diabetic patients of Control (neither TEP-H nor community pharmacist intervention), TEP-H (TEP in hospital only) and DIAB-CH (TEP-H plus community pharmacist follow-up) groups. **Methods:** A comparative cohort study design was applied. Patients included in the TEP-H from July 2017 to December 2017 were enrolled in the DIAB-CH group. The TEP-H session was conducted by a multidisciplinary team composed of two diabetologists, two dieticians and seven nurses. The HbA1c level and the BMI (when over 30 kg/m<sup>2</sup> at M0) of patients in Control ( $n = 20$ ), TEP-H ( $n = 20$ ) and DIAB-CH ( $n = 20$ ) groups were collected at M0, M0 + 6 and M0 + 12 months. First, HbA1c and BMI were compared between M0, M6 and M12 in the three groups with the Friedman test, followed by the Benjamini-Hochberg post-test. Secondly, the HbA1c and BMI of the three groups were compared at M0, M6 and M12 using the Kruskal-Wallis test. **Findings:** While no difference in HbA1c was measured between M0, M6 and M12 in the Control group, HbA1c was significantly reduced in both TEP-H and DIAB-CH groups between M0 and M6 ( $P = 0.0072$  and  $P = 0.0034$ , respectively), and between M0 and M12 only in the DIAB-CH group ( $P = 0.0027$ ). In addition, a significant decrease in the difference between the measured HbA1c and the target assigned by diabetologists was observed between M0 and M6 in both TEP-H and DIAB-CH groups ( $P = 0.0072$  and  $P = 0.0044$ , respectively) but only for the patients of the DIAB-CH group between M0 and M12 ( $P = 0.0044$ ). No significant difference ( $P > 0.05$ ) in BMI between the groups was observed. **Conclusion:** The long-lasting benefit on glycemic control of multidisciplinary group sessions associated with community pharmacist-led educational interventions on self-care for diabetic patients was demonstrated in the present study. There is thus evidence pointing to the effectiveness of a community/hospital care collaboration of professionals on diabetes control in primary care.

## Introduction

Diabetes is a chronic metabolic disorder associated with microvascular and macrovascular complications, especially in cases of non-adherence to medication and recommended lifestyle (DeCoster, 2001; García-Pérez *et al.*, 2013). The non-insulin-dependent diabetes mellitus (type 2 diabetes mellitus) accounts for 90% of all diabetic patients (Tripathi and Srivastava, 2006). In the world, the prevalence of diabetes is estimated at 9.3%, representing a total of 463 million people living with this disease (Saeedi *et al.*, 2019). In France, diabetes affects 3.3 million people, which corresponds to 5% of the population (Fosse-Edorh *et al.*, 2018). In 2019, the national incidence was estimated to be about 10 new cases per 1000 inhabitants per year for type 2 diabetes mellitus and 10 new cases per 100,000 inhabitants per year for insulin-dependent diabetes mellitus (type 1 diabetes mellitus) (Piffaretti *et al.*, 2019; Fuentes *et al.*, 2020).

International guidelines on diabetes control strongly encourage the implementation of the Therapeutic Educational Programs (TEP) (Scottish Intercollegiate Guidelines Network, 2010; International Diabetes Federation, 2017; National Institute for health and Care Excellence, 2019; American Diabetes Association, 2020; Buse *et al.*, 2020). TEP seems to be effective with diabetes patients, particularly on glycemic control (Deakin *et al.*, 2005; Loveman *et al.*, 2008; Trento *et al.*, 2010; Trouilloud & Regnier, 2013; Cani *et al.*, 2015; Coppola *et al.*, 2016). However, more than half of the patients fail to control their diabetes a few months

post-TEP because of a lack of regular follow-up by medical professionals (Albano *et al.*, 2008; Wexler *et al.*, 2012).

In recent years, the pharmacist's role has developed in diabetic patient care. Numerous reviews have proven that the contribution of pharmacists to achieving better control of diabetes was significant (Jameson & Baty, 2010; Aguiar *et al.*, 2018; Deters *et al.*, 2018; Iqbal *et al.*, 2019; Abdulrhim *et al.*, 2020; Nogueira *et al.*, 2020). Pharmaceutical intervention was provided by the pharmacist alone or by a multidisciplinary health care team including the pharmacist (Aguiar *et al.*, 2016; Bukhsh, Khan, *et al.*, 2018; Newman *et al.*, 2020). Educational and/or counseling intervention was provided during group and individual sessions, in hospital or in ambulatory care (Aguiar *et al.*, 2016; van Eikenhorst *et al.*, 2017). Some studies combine both group and individual sessions (Doucette *et al.*, 2009).

The DIAB-CH (Diabetes City-Hospital) is a TEP associated with the follow-up of diabetic patients by primary healthcare professionals, and, more precisely, community pharmacists. In France, as in other countries of the European Union, pharmacists are not authorized to prescribe. General advice related to lifestyle measures and the proper use of medication are provided by the prescriber when issuing the prescription and by the community pharmacist when dispensing medicines. Pharmacists have thus always been able to play a role in the improvement of clinical outcomes, health status and lifestyle factors in patients known for failing to reach the clinical and biological goals assigned by their diabetologists (ie, body mass index (BMI) and glycated hemoglobin (HbA1c) respectively) (Jameson & Baty, 2010; van Eikenhorst *et al.*, 2017; Yaghoubi *et al.*, 2017; Aguiar *et al.*, 2018; Bukhsh, Khan, *et al.*, 2018; Deters *et al.*, 2018; Iqbal *et al.*, 2019; Michiels *et al.*, 2019; Syarifuddin *et al.*, 2019; Abdulrhim *et al.*, 2020; Nogueira *et al.*, 2020).

The aim of the present study was to compare clinical (BMI) and biological (HbA1c) parameters observed in control (no TEP-H or community pharmacist intervention), TEP-H (TEP in hospital only) and DIAB-CH (TEP-H plus tailored counseling sessions from community pharmacists) groups, composed of diabetic patients hospitalized in our establishment for treatment of their disease.

## Methods

### Setting

We conducted a retrospective and comparative cohort study on diabetic patients hospitalized for uncontrolled diabetes in a short-stay unit (hospitalization  $\leq 5$  days) in the 2000-bed University Hospital of Tours in France that provides targeted care for patients with uncontrolled type 1 and type 2 diabetes (HbA1 outside the target or frequent hypoglycemia). During this hospitalization, clinical and biological examinations are carried out and diabetic treatments are re-evaluated. This study was conducted between January 2017 and December 2017, with a 12-month follow-up subsequent to discharge.

### Ethical approval

Data processing information, especially about the recipients and the purposes of the data processing as well as the right to object to it, has been provided to all participants. This study was approved by the Ethics Committee of our establishment ('Clinical Ethics Group', project number  $n = 2020022$ ).

### Design of the local TEP-H

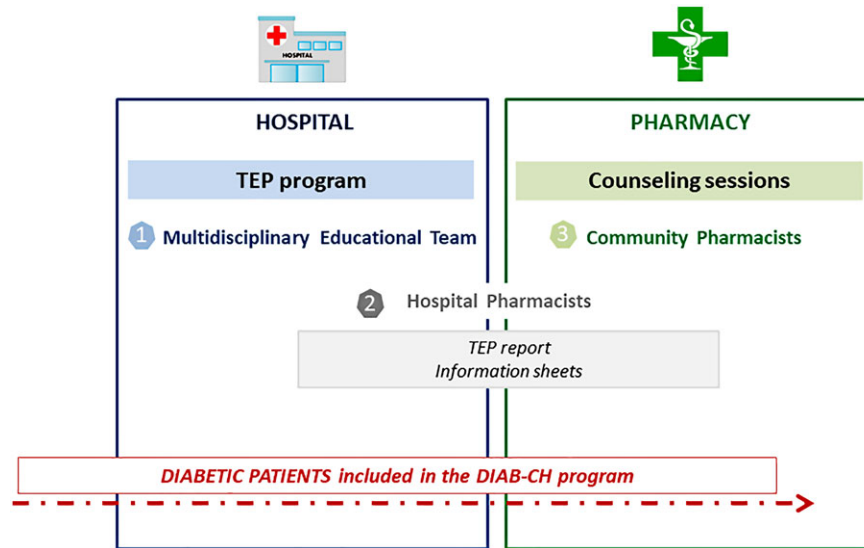
The short-stay unit of the diabetology department is composed of 40 beds on two equal wards ( $n = 20$ ). For organizational reasons, only one sector offers TEP-H to inpatients. Admission within these two areas is random and does not rely on patient profile but on the availability of beds. This TEP-H was authorized by the Regional Health Agency, in accordance with article L1162-1 of the French Public Health Code.

The TEP-H is devoted to patients with type 1 and type 2 diabetes. It includes group sessions on topics concerning medicines (adherence, dosage, drug-related problems, indication, storage and use) and pathology (eg, pathophysiology of diabetes, management of hypoglycemia and hyperglycemia and foot care). A maximum of four patients are included in each group session. For patients who do not understand the French language, sessions are offered in the presence of interpreters. This TEP-H is conducted by a multidisciplinary team composed of two diabetologists, two dieticians and seven nurses. In total, three to five sessions per day are organized from Monday to Thursday. At the end of the program, an assessment of acquired/non-acquired skills is carried out by a nurse during an individual session and a standardized report (pre-filled) is completed by the multidisciplinary educational team. This TEP-H report mentions acquired/non-acquired skills, blood glucose and HbA1c targets assigned by the diabetologist. The TEP-H report is forwarded by secure email to the patient's general practitioner (regular care).

### Description of the study intervention: the DIAB-CH program

The DIAB-CH is a TEP-H associated with the follow-up of diabetic patients by the community pharmacist (Figure 1). This coordinated support program between community pharmacists and hospital health professionals was implemented in July 2017 in the diabetology department of our teaching hospital by the pharmaceutical team and diabetologists. This program, dedicated to diabetic patients included in the TEP of our hospital, was presented to all members of the educational team and a leaflet describing the stages of the DIAB-CH program was displayed in this department. It was integrated into the local TEP-H without changing its organization. The presentation of the organization and the objectives of the DIAB-CH program to the patients was an essential preliminary step in order to obtain consent from the patient. Another specific leaflet designed for patients and describing the organization of the program was given to them to support the initial presentation. Patients who agreed to participate in the DIAB-CH program had to sign a consent form stating that they accepted the transmission of their TEP-H report to their community pharmacist. This consent form indicated the surname, first name and date of birth of the patient. In the second part, clearly-explained, precise information about the objective and the description of the DIAB-CH program was provided. In the last part, the patient had to sign and date the form if he gave informed consent to participate in the program.

The hospital pharmacists were in charge of the coordination between community pharmacists and hospital health professionals. The community pharmacists of patients who agreed to participate in the DIAB-CH program were contacted by phone by hospital pharmacists. The discussion started with the presentation of the organization of the DIAB-CH program. Community pharmacists were offered the choice whether to accept or refuse to participate in the DIAB-CH program. If they agreed, the TEP-H report was forwarded by secure email to the patient's general



**Figure 1.** Design of the DIAB-CH program. This program relies on a city/hospital collaboration of health professionals: 1/ in hospital, multidisciplinary educational team performs the collective TEP sessions and draws up the TEP report for general practitioners and community pharmacists; 2/ hospital pharmacists forward TEP report and information sheets to community pharmacists; 3/ in city, community pharmacists conduct individual counseling sessions related to the diabetic patients' difficulties mentioned in the TEP report each time medication is dispensed.

practitioner (regular care) and community pharmacist (only in DIAB-CH group) to inform them about the difficulties encountered by their patients to manage their disease. The second part of the discussion focused on pharmaceutical care. A protocol concerning the counseling sessions was drawn up and forwarded to the community pharmacists. The community pharmacists had to carry out counseling sessions, face-to-face, related to the patient's difficulties with regard to medication (adherence, dosage, drug-related problems, indication, storage and use) or lifestyle measures (diet, foot care, medical follow-up) mentioned in the TEP-H report. To carry out those tailored counseling sessions, the community pharmacist could consult information sheets prepared by the mixed medical and pharmaceutical hospital team to harmonize the information communicated to patients between community pharmacists and hospital health professionals. These documents have been reviewed by an association of diabetic patients (Association des diabétiques de Loir-et-Cher - <https://www.federationdesdiabetiques.org/>) and by the regional medicines observatory (<http://www.omedit-centre.fr/>) in order to better target the needs of patients and their advisors and to facilitate the reading and comprehension of the documents. These counseling sessions were performed each time medicine was dispensed to the patient (at least every three months). The first session had to be performed no later than one month after the hospital discharge.

#### Distribution of participants per study groups

Patients included in the TEP-H from January 2017 to June 2017 (before the implementation of the DIAB-CH program) were enrolled in the TEP-H group ( $n = 20$ ) and patients hospitalized over the same period, but not receiving TEP-H, were enrolled in the control group ( $n = 20$ ). Patients included in the TEP-H from July 2017 to December 2017 (after the implementation of the DIAB-CH program) were enrolled in the DIAB-CH group ( $n = 20$ ).

Patients with no regular community pharmacy, as well as those who both showed difficulty understanding language and were not accompanied by a caregiver, were excluded from the DIAB-CH program. The absence of a caregiver to help them understand could have been an obstacle to the effective involvement of the community pharmacist in the program. The assessment of

patients' understanding of the language was subjective (no language comprehension level test used) and at the discretion of the diabetologist who saw the patient during medical consultations.

#### Feedback from patients on the DIAB-CH program

The feedback from the patients 12 months after their inclusion in the DIAB-CH program was collected during a phone survey focused on the role of community pharmacists in helping patients manage their illness, and on confidentiality in their pharmacy. The phone survey, based on a structured interview, was performed by the same hospital pharmacist for all patients and included the following five questions:

- How many times have you met your pharmacist in the past 12 months?
- Did you find the education sessions with your pharmacist very beneficial, beneficial or unhelpful to help you manage your illness?
- Regarding the confidentiality of your discussions in the pharmacy, are you satisfied, moderately satisfied or dissatisfied?
- Would you like to talk for longer and/or more frequently with your community pharmacist? – In your opinion, what is the added value of your community pharmacist's participation in your treatment compared to that of other community healthcare professionals who support you in the management of your diabetes?

#### Evaluation of time spent on the program by community pharmacists

The time allocated by community pharmacists to the program was collected three months after the inclusion of patients by means of a written questionnaire distributed by hospital pharmacists.

#### Biological and clinical parameters measurements

One of the purposes of DIAB-CH is to improve the self-management of patients with type 1 and type 2 diabetes through more tailored pharmaceutical care by the community pharmacists. However, such a combined hospital/community follow-up system

**Table 1.** Target values for HbA1c in accordance to international guidelines according to the type of diabetes and the patient's profile (Scottish Intercollegiate Guidelines Network, 2010; Haute Autorité de Santé, 2013; Société Française d'Endocrinologie, 2015; International Diabetes Federation, 2017; Vela *et al.*, 2018; National Institute for health and Care Excellence, 2019; American Diabetes Association, 2020)

	HbA1c target values
Diabetes mellitus, type 1	
Adult patients (except pregnancy)	7%–7.5%
Children patients	7%–7.5% depending on age
Diabetes mellitus, type 2	
General population	≤ 7%
Patients with short disease duration, long life expectancy and no significant cardiovascular disease	≤ 6.5%
Patients with moderate chronic renal failure	≤ 7%
Patients with severe or end-stage chronic kidney disease	≤ 8%
Patients with drugs associated hypoglycemia ( <i>less stringent targets for patients with non-favorable profile</i> )	≤ 7%
Patients with non-favorable disease profile (severe hypoglycemia, limited life expectancy, advanced complications, comorbidities and long-standing disease duration)	≤ 8%
Elderly people called 'vigorous'	≤ 7%
Elderly people called 'fragile' (ie, in intermediate health and at risk of tipping over in the sick patients category)	≤ 8%
Elderly people called 'sick' (ie, dependent, in poor health due to of an advanced chronic polyopathy generating handicaps and social isolation)	<9%

requires the time and investment of many professionals and its real benefit for patient's health remains to be proved.

The impact of these therapeutic educational procedures has been evaluated for each patient by measuring two parameters: the BMI and the Hb1Ac level. The BMI ( $\text{kg}/\text{m}^2$ ) was determined from patient height ( $\text{m}^2$ ) and weight (kg) during hospitalization (M0) and at M0 + 6 ( $\pm 1$ ) and M0 + 12 ( $\pm 1$ ) months post-hospitalization during planned medical consultations. HbA1c was measured by high-performance liquid chromatography (HPLC) at the same time. The HbA1c and the BMI were recorded by the diabetologist in the patient's medical records.

The participants had individualized HbA1c targets assigned by the diabetologist according to their profile (type of diabetes, age, existence of complications and/or comorbidities) (Table 1). All patients hospitalized in the short-stay unit of the diabetology department and included in the study had an HbA1c higher than the target value (%). An HbA1c target was therefore assigned to every participant. It is to be noted that the BMI survey only concerned patients with a BMI over  $30 \text{ kg}/\text{m}^2$  when measured at M0. In this case, weight loss in order to achieve a BMI under  $25 \text{ kg}/\text{m}^2$  was indicated as an objective to patients on entering the program.

### Statistical analysis

The results were analysed using the GraphPad Prism™ v.7 software (San Diego, California, USA). The non-normal distribution of HbA1c and BMI values when using the D'Agostino-Pearson normality test led us to use the Friedman test (Friedman, 1940). Friedman's test is a non-parametric test that compares three or more paired groups. Hence, HbA1c and BMI were individually compared between M0, M6 and M12 in the control, TEP-H and DIAB-CH groups with this statistical test (significant level set at 5%). In the event of significant differences between the three groups, *P*-values were corrected for False Discovery Rate by the

Benjamini-Hochberg method and the adjusted *P*-values (*q*-values) were reported (Lee and Lee, 2018).

The Kruskal-Wallis test is a non-parametric test that compares three or more unpaired groups. Median (Mdn) levels of HbA1c and BMI of the control, TEP-H and DIAB-CH groups were compared at M0, M6 and M12 by the Kruskal-Wallis test (significant level set at 5%) Ostertagová *et al.*, 2014).

## Results

### Patients' profiles and duration of counseling sessions

The characteristics of patients are listed in Table 2. The additional time allocated by community pharmacists to the program was estimated at approximately 10 min per visit.

### Feedback about the DIAB-CH program by patients

Sixteen patients out of 20 agreed to respond. Among these patients, 14 (87.5%) had met their community pharmacist every two months and 2 (12.5%) every three months. The majority of them ( $n = 14$ ) deemed the pharmaceutical sessions to be very beneficial. Two patients (12.5%) considered the sessions with the pharmaceutical team about their condition and treatments unhelpful.

Concerning confidentiality in the community pharmacy, nine patients (56.2%) were satisfied, six patients (37.5%) moderately satisfied and one dissatisfied. Eleven patients (69%) would like to be able to talk for longer and/or more frequently with their community pharmacist about their condition and associated treatments. Among these 11 patients, 3 patients would like monthly pharmaceutical sessions to have reminders about the correct use of their medication and the potential side effects. According to the participants, the pharmacist's added value lies in his proximity to them and his knowledge of medicine.

**Table 2.** Profile of patients included in the Control, TEP-H and DIAB-CH groups. DT1 refers to patients with type 1 diabetes mellitus and DT2 refers to patients with type 2 diabetes mellitus. SD, standard deviation

	Control	TEP-H	DIAB-CH
N	20	20	20
DT <sub>1</sub> /DT <sub>2</sub>	1/19	4/16	3/17
Age (years) (mean ± SD)	58.5 ± 6.1	58.4 ± 12.1	59.9 ± 13.9
Oralantidiabetic users (%)	total	18 (90%)	14 (70%)
	hypoglycemics	8 (40%)	8 (40%)
	monotherapy	4 (21%)	3 (19%)
	bithery	10 (53%)	2 (12%)
	tritherapy	5 (26%)	11 (69%)
Injectable antidiabetic users (%)	total	14 (70%)	19 (95%)
	insulin	12 (60%)*	18 (90%)*
	GLP-1 analogue	5 (25%)	9 (45%)
Complications (%)	total	12 (60%)	10 (50%)
	neuropathy	8 (40%)	4 (20%)
	retinopathy	4 (20%)	5 (25%)
	nephropathy	5 (25%)	6 (30%)

\*including 3 (CTE), 4 (TEP-H) and 5 (DIAB-VH) patients treated with both insulin and GLP-1 analogue

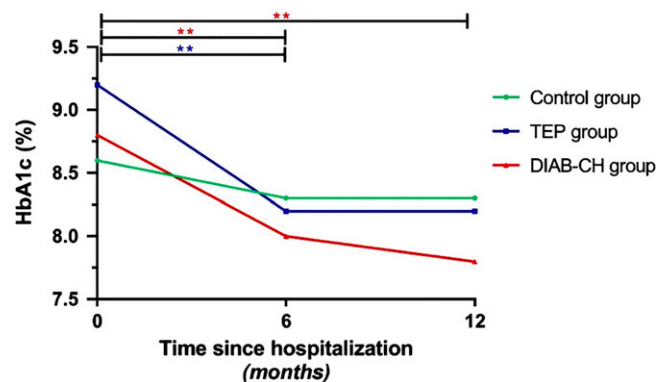
**HbA1c measurements at M0, M6, M12 post-TEP-H**

The Friedman’s test showed that there was no significant difference between M0, M6 and M12 in Control group ( $X^2_{F(2)} = 1.64, P = 0.4402$ ). However, there was a significant difference between M0, M6 and M12 in both TEP-H and DIAB-CH groups (respectively,  $X^2_{F(2)} = 7.81, P = 0.0201$  and  $X^2_{F(2)} = 11.87, P = 0.0026$ ). In the TEP-H group, post-hoc test using the Benjamini-Hochberg procedure showed that HbA1c at M0 (Mdn = 9.3) was significantly higher than HbA1c at M6 (Mdn = 8.2) (rank sum diff. = 17, q-value = 0.0216,  $P = 0.0072$ ), while no significant difference was measured between M0 and M12 (Md  $n = 8.15$ ) ( $X^2_{F(2)} = 11.5, P = 0.069$ ). In the DIAB-CH group, post-hoc test using the Benjamini-Hochberg procedure showed that HbA1c at M0 (Mdn = 8.8) was significantly higher than HbA1c at M6 (Mdn = 8.0) (rank sum diff. = 18.5, q-value = 0.0018,  $P = 0.0034$ ) and at M12 (Mdn = 7.8) (rank sum diff. = 19, q-value = 0.0018,  $P = 0.0027$ ) (Figure 2) (Table 3).

In the Control group, patients were assigned an HbA1c target either at 7% ( $n = 18$ ); 7.5% ( $n = 1$ ) or 8% ( $n = 1$ ). In the TEP-H group, patients were assigned an HbA1c target either at 7% ( $n = 17$ ); 7.5% ( $n = 2$ ) or 8% ( $n = 1$ ). In the DIAB-CH group, patients were assigned an HbA1c target either at 7% ( $n = 13$ ); 7.5% ( $n = 5$ ) or 8% ( $n = 2$ ). For each patient, the difference was calculated between the individual HbA1c levels measured at M0, M6 and M12 and the HbA1c target assigned respectively (Figure 3). The Friedman’s test showed no significant difference in the Control group ( $X^2_{F(2)} = 0.62, P = 0.073$ ). However, there was a significant difference between M0, M6 and M12 in both TEP-H and DIAB-CH groups (respectively,  $X^2_{F(2)} = 6.63, P = 0.03$  and  $X^2_{F(2)} = 11.68, P = 0.0029$ ). In the TEP-H group, post-hoc test using the Benjamini-Hochberg procedure showed that the difference between the easured HbA1c and the assigned target at M0 (Mdn = 2.1) was significantly higher than the difference at M6 (Mdn = 1.1) (rank sum diff. = 17, q-value = 0.0151,  $P = 0.0072$ ), while no significant

**Table 3.** Glycated hemoglobin (HbA1c) (%) measured in Control ( $n = 20$ ), TEP-H ( $n = 20$ ) and DIAB-CH ( $n = 20$ ) groups at M0, M6 and M12. For each group and at each time, the median and the 95% confidence interval values are represented

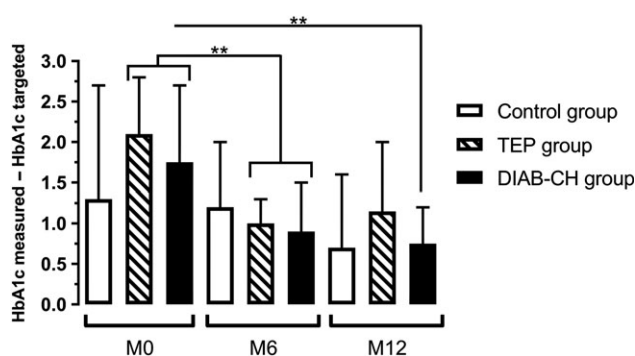
	Control	TEP-H	DIAB-CH
HbA1c at M0 (%)	8.4 [8.0;9.8]	9.3 [8.4;9.7]	8.8 [8.4;9.8]
HbA1c at M6 (%)	8.3 [6.5;9.3]	8.2 [7.4;8.7]	8.0 [7.6;8.4]
HbA1c at M12 (%)	8.3 [6.9;8.9]	8.2 [7.6;9.1]	7.8 [7.5;8.5]



**Figure 2.** Evolution of HbA1c measured in the Control ( $n = 20$ ), TEP ( $n = 20$ ) and DIAB-CH ( $n = 20$ ) groups (respectively, in green, blue and red). For each group, the symbol represents the median at M0, M6 and M12 (\*\* $P < 0.01$ ).

**Table 4.** Body mass index (BMI) (kg/m<sup>2</sup>) measured in Control (*n* = 13), TEP-H (*n* = 14) and DIAB-CH (*n* = 14) groups at M0, M6 and M12. For each group and at each time, the median and the 95% confidence interval values are represented

	Control	TEP-H	DIAB-CH
N patients over 30 kg/m <sup>2</sup> at M0	13	14	14
BMI at M0	33.7 [30.5;41.5]	36.1 [31.7;38.2]	34.8 [31;45]
BMI at M6	34.3 [31;42.8]	34.7 [30.9;37.8]	34.6 [31.1;39.9]
BMI at M12	32.4 [30.1;41.2]	35.3 [31.7;38.1]	33.1 [30.9;40.2]



**Figure 3.** Evolution of the difference between HbA1c measured and HbA1c targeted in the Control (*n* = 20), TEP (*n* = 20) and DIAB-CH (*n* = 20) groups at M0, M6 and M12 post-TEP. For each group, the symbol and the error bars represent the median and the 95% confidence interval, respectively (\*\**P* < 0.01).

difference was measured between M0 and M12 (Md *n* = 1.2) ( $X^2_F(2) = 11.5, P = 0.12$ ). In the DIAB-CH group, the Benjamini-Hochberg procedure showed that the difference between the measured HbA1c and the assigned target at M0 (Mdn = 1.75) was significantly higher than the difference at M6 (Mdn = 0.9) (rank sum diff. = 18, *q*-value = 0.0023, *P* = 0.0044) and at M12 (Mdn = 0.75) (rank sum diff. = 18, *q*-value = 0.0023, *P* = 0.0044).

We measured 44% and 57% decreases between M0 and M12 in TEP-H and DIAB-CH groups, respectively.

A Kruskal-Wallis test showed no significant difference between Control, TEP-H and DIAB-CH groups either at M0 ( $H(2) = 0.45, P = 0.80$ ) and M6 ( $H(2) = 0.65, P = 0.73$ ) or at M12 ( $H(2) = 0.83, P = 0.66$ ).

The individual analysis reports that an increase in HbA1c 12 months after hospitalization was observed for nine patients in Control group, seven patients in TEP-H group and four patients in DIAB-CH group. A significant decrease in HbA1c (ie, >1%) in the DIAB-CH group was observed in three times more patients than in the Control group and in twice as many as in the TEP-H group (4 patients in the Control group, 8 patients in the TEP-H group and 12 patients in the DIAB-CH group).

#### Body mass index follow-up of patients with BMI over 30 kg/m<sup>2</sup> at M0

The Friedman's test showed that the BMI was not significantly different in the Control (*n* = 13), TEP-H (*n* = 14) and DIAB-CH

(*n* = 14) groups between M0 and the measurement points M6 and M12 within the groups (respectively,  $X^2_F(2) = 3.606, P > 0.05$ ;  $X^2_F(2) = 4.618, P > 0.05$ ;  $X^2_F(2) = 0.4727, P > 0.05$ ). The Kruskal-Wallis test showed no significant difference between Control, TEP-H and DIAB-CH groups either at M0 ( $H(2) = 0.09, P = 0.95$ ), and M6 ( $H(2) = 0.04, P = 0.97$ ) or at M12 ( $H(2) = 0.72, P = 0.69$ ) (Table 4).

#### Discussion

Patients with diabetes are at high risk of complications and iatrogenic side effects especially in cases of inadequate therapeutic management (Schellhase *et al.*, 2005; Frazzitta, 2014; Bailey, 2015; Huang *et al.*, 2017). Given the aging of the population with diabetes and social and territorial inequalities, a strengthening of the primary care/hospital care link is one way to improve continuity of care and to optimize patient follow-up (Garnica, 2017; Black and Duval, 2019). Unlike general practitioners, and despite the participation of hospital pharmacists in TEP-H, the majority of community pharmacists are insufficiently informed of the difficulties encountered by their patients and identified during these programs. However, community pharmacists are involved on the front line of healthcare and are ideally positioned to provide patient education and counseling on medication and disease (Sarkadi and Rosenqvist, 2004; Clifford *et al.*, 2005). The DIAB-CH is a reinforced and personalized program dedicated to diabetic patients which aims to improve community/hospital care collaboration through active involvement of primary healthcare professionals, and, more precisely, community pharmacists.

#### Patient's profiles and feedback about the DIAB-CH program

In our study, the mean age of patients between the three groups was similar and both types of diabetes were represented. The average age of the patients included in the study was slightly lower than the average age of diabetics treated pharmacologically in France (58.9 years old versus 65.1 years old) (Fagot-Campagna *et al.*, 2010). Moreover, the proportion of type 1/type 2 diabetes of our sample was equivalent to those reported in literature (Tripathi and Srivastava, 2006).

In European countries, the implementation of the pharmaceutical care for diabetic patients was increasing over the last decade (Pizarro *et al.*, 2019). According Brewster *et al.* (2020), the pharmaceutical care provided to diabetic patients is not sufficiently described to ensure their reproducibility. In addition, compared to the number of people living with diabetes, few studies of the pharmaceutical care provided by community pharmacists in Europe have focused on the biological and clinical outcomes, namely quantification of HbA1c (Fornos *et al.*, 2006; Mehuys *et al.*, 2011; Ali *et al.*, 2012; Kjeldsen *et al.*, 2015). Interestingly, a significant majority of published studies concerning services delivered by pharmacists have been focused only on diabetes mellitus type 2 (Babinec *et al.*, 2010; Aguiar *et al.*, 2016; Seidu *et al.*, 2016; Bukhsh, Khan, *et al.*, 2018; de Barra *et al.*, 2018; Iqbal *et al.*, 2019; Abdulrhim *et al.*, 2020). Based on a literature review, van Eikenhorst *et al.* (2017) report that 22 of 24 studies were conducted focused on type 2 diabetes and only one study included both type 1 and type 2 diabetic patients (Kraemer *et al.*, 2012).

The patients included in our study were at high risk of iatrogenic side effects. In fact, 40% of patients were treated with a hypoglycemic oral antidiabetic and the vast majority of them received insulin therapy. These therapeutic classes are known to be

associated with severe hypoglycemia (Cryer *et al.*, 2003). Ensuring the effective self-management of diabetes is an important strategy for the reduction of risk of hypoglycemia (Frazzitta, 2014). Patient education was crucial for the success of the therapeutic management (Spollett *et al.*, 2016; Iqbal *et al.*, 2019).

Participants in the DIAB-CH program would like more frequent education sessions with their community pharmacy concerning their difficulties. According to the participants, the pharmacist's added value lies in his proximity to them and his knowledge of therapeutics. Indeed, patients may encounter a community pharmacist five times more often than a primary care physician (Steil, 1989).

### HbA1c measurements

From three relatively small groups of patients, we reported the long-lasting benefit of TEP-H in the population receiving individual advice from their community pharmacist, while most patients without this link between community and hospital professionals lost the benefit of TEP-H as no significant difference between HbA1c measurements at M0 and M12 was observed. Although we did not detect a significant difference between our groups at any measurement time points, there was a clear trend supporting the superiority of DIAB-CH *versus* TEP-H only and more so *versus* Control. The patient's participation first in the TEP-H and subsequently in the DIAB-CH program could possibly have a more beneficial impact on HbA1c decrease compared to patient participation in the TEP-H or DIAB-CH program individually.

The authors have considered the gap between HbA1c measurements and the individual target assigned by the diabetologist for each patient as a relevant index to assess the efficacy of the TEP-H with or without community pharmacist specific follow-up. The evolution of this index over 12 months coincides with that of HbA1c measurements.

The patient's assimilation of the information and tools necessary for his therapeutic management often requires repetition and reformulation over a long period (Sarkadi & Rosenqvist, 2004; Odegard *et al.*, 2005; Trento *et al.*, 2010; Krass *et al.*, 2011). In our study, after a similar HbA1c decrease in TEP-H and DIAB-CH groups between M0 and M6, HbA1c increases again between M6-M12 in the TEP-H group while HbA1c remains stable in the DIAB-CH group during this same period.

Diabetes is a progressive disease that requires lifelong management (Forbes and Cooper, 2013; Atkinson *et al.*, 2014; Stevens *et al.*, 2015). The continuing effectiveness of the TEP-H over time is also confirmed by the individual analysis of the evolution of HbA1c. Twelve months post-discharge, a decrease in HbA1c higher than 1% in the DIAB-CH group was observed in three times more patients than in the Control group.

### BMI follow up

It is noteworthy that we did not observe a significant benefit of the program on the weight loss of obese patients in spite of its specific indication on TEP-H reports. The causes may relate to the reluctance of community pharmacists to bring up a topic that could offend obese patients who may feel, from their perspective, that the advice on diet and lifestyle may not be appropriate from a pharmacist (Weidmann *et al.*, 2012; O'Neal and Crosby, 2013; Jordan and Harmon, 2015; Murphy and Gardner, 2016). However, it seems that education and counseling by community pharmacists have already resulted in improvements

of the BMI of patients with type 2 diabetes (Ali *et al.*, 2012; Santschi *et al.*, 2012; van Eikenhorst *et al.*, 2017).

Group sessions on healthy diet were offered to patients included in the TEP-H and DIAB-CH groups of our study by dietitians during hospitalization. All patients have the option of being seen by a nutritionist in primary care at the end of the hospitalization. However, among the patients included in the study, none were provided such follow-up care by this health professional.

### Strengths of the DIAB-VH program

Unlike the DIAB-CH program, in most of the published studies, educational intervention was performed either by the pharmacist alone (Doucette *et al.*, 2009; Jarab *et al.*, 2012; Jahangard-Rafsanjani *et al.*, 2015; Wishah *et al.*, 2015), or by a multidisciplinary healthcare team, including nurses, physicians, dietitians and pharmacists (Kang *et al.*, 2010; Taveira *et al.*, 2010; Cohen *et al.*, 2011; Bukhsh, Tan, *et al.*, 2018). The effectiveness of multidisciplinary collaboration on HbA1c reduction and diabetes control in primary care has already been highlighted (Kiel and McCord, 2005; Farland *et al.*, 2013). The international guidelines endorse multidisciplinary diabetes care (American Diabetes Association, 2020). Combining the strengths of different healthcare professionals seems to increase the effect of the intervention compared to that of the pharmacist alone (van Eikenhorst *et al.*, 2017). However, support programs for diabetic patients focused on patients' specific needs through tailored intervention during individual sessions seem to be more effective in achieving improvement of biological parameters (HbA1c) and patient self-management (Jameson and Baty, 2010; Harrington and Noar, 2012; Michiels *et al.*, 2019).

As far we know, no support program for diabetic patients combining both multidisciplinary group sessions associated with community pharmacist-led educational interventions on self-care in ambulatory care had been evaluated (de Barra *et al.*, 2018). It is to be noted that one study combines both group and individual sessions in ambulatory care (Doucette *et al.*, 2009). However, the authors did not specify if the education sessions were conducted by a multidisciplinary team. Secondly, researchers randomized patients who had completed at least two diabetes education sessions within the past 2 years. Hence, the pharmacist's follow-up could start up to two years after the education group sessions. Finally, there was no evaluation comparing patients who did not benefit from both the TEP-H and the follow-up by the community pharmacist. According to Donihi *et al.* (2017), only a few published studies describe outcomes related to the effects of a care program combining diabetes education during hospitalization and post-discharge support. Moreover, in these studies, the follow-up of diabetic patients after discharge was mainly performed by telephone by a nurse (Wong *et al.*, 2005; Dungan *et al.*, 2014; Brumm *et al.*, 2016). (Donihi, 2017)

### Limitations of the study

One limitation of this study is that while the counseling covered a range of areas, only two measures are analyzed. Thus, it can be difficult to determine the impact of the counseling related to lifestyle measures such as foot care. In addition, the relatively small sample size of the groups represents another limit of our study. The results could have been subject to greater sampling variation. Finally, the small number of patients with type 1 diabetes does not allow a subgroup analysis.

### Practical implications

The present study reports the beneficial impact of the DIAB-CH program and especially of its coordination by hospital pharmacists allowing the practical involvement of community pharmacists in personalized support on an outpatient basis. In addition to TEP-H group sessions, diabetic patients enrolled in the DIAB-CH program received recurrent individualized advice from their community pharmacists, allowing lasting HbA1c goal achievement.

The community pharmacist has a role in supporting diabetic patients, especially for the elderly, because of his proximity, his knowledge of the patient (and his family) and the opportunity for frequent communication with these patients. As the time dedicated to medication dispensing and advice to patients is limited, the community pharmacist does not waste time working on skills already acquired by the patient. Guided by the TEP-H report, they can focus on individual difficulties identified during the TEP-H session of DIAB-CH. This study showed that community pharmacists could effectively help diabetic patients to increase their glycaemic control and to make the educational program benefits more durable. To facilitate this, the transmission of information sheets to community pharmacists helped harmonize the information and advice transmitted to patients between hospital and community pharmacists. Our multidisciplinary and tailored DIAB-CH program enhanced primary care/hospital care collaboration through greater involvement of the community pharmacist.

### Future research

The positive effects on glycaemic control in patients with insufficiently-controlled diabetes lead us to support the continuation of the program in our establishment and its development in other university hospitals. A follow-up study with more participants and a longer study period, as well as focus on more clinical data (eg, occurrence of macro and micro vascular complications) and biological data (eg, lipid profile) would help to further evaluate the benefits of the DIAB-CH program. These future directions of research could also help to find ways to improve the DIAB-CH program.

**Supplementary Material.** To view supplementary material for this article, please visit <https://doi.org/10.1017/S1463423620000390>

**Acknowledgements.** We thank Susan Walters-Galopin for assistance with language and the regional drugs observatory for comments that improved the good practice and information sheets.

**Financial Support.** This research received no specific grant from any funding agency, commercial or not-for-profit sectors.

**Conflicts of Interest.** None.

**Ethical Standards.** This study was approved by the Ethics Committee of our establishment ("Clinical Ethics Group", project number n°2020022). The computer processing is recorded in the computer processing register of our university hospital under the number 2020\_027.

### References

Abdulrhim S, Sankaralingam S, Ibrahim MIM and Awaisu A (2020) The impact of pharmacist care on diabetes outcomes in primary care settings: An umbrella review of published systematic reviews. *Primary Care Diabetes*. <https://doi.org/10.1016/j.pcd.2019.12.007>.

Aguiar PM, da Silva CHP, Chiann C, Dórea EL, Lyra DP and Storpirtis S (2018) Pharmacist-physician collaborative care model for patients with

uncontrolled type 2 diabetes in Brazil: results from a randomized controlled trial. *Journal of Evaluation in Clinical Practice* **24**, 22–30. <https://doi.org/10.1111/jep.12606>.

- Aguiar PM, de Brito GC, de Lima TM, Santos APAL, Lyra DP and Storpirtis S (2016) Investigating sources of heterogeneity in randomized controlled trials of the effects of pharmacist interventions on Glycemic Control in Type 2 diabetic patients: a systematic review and meta-analysis. *PloS One* **11**, e0150999. <https://doi.org/10.1371/journal.pone.0150999>.
- Albano MG, Crozet C and d'Ivernois JF (2008) Analysis of the 2004–2007 literature on therapeutic patient education in diabetes: results and trends. *Acta Diabetologica* **45**, 211–219. <https://doi.org/10.1007/s00592-008-0044-9>.
- Ali M, Schifano F, Robinson P, Phillips G, Doherty L, Melnick P, Laming L, Sinclair A and Dhillon S (2012) Impact of community pharmacy diabetes monitoring and education programme on diabetes management: a randomized controlled study. *Diabetic Medicine: A Journal of the British Diabetic Association* **29**, e326–333. <https://doi.org/10.1111/j.1464-5491.2012.03725.x>.
- American Diabetes Association (2020) Standards of medical care in diabetes 2020. *Clinical Diabetes: A Publication of the American Diabetes Association* **43**, S4–S6. <https://doi.org/10.2337/dc20-Srev>.
- Atkinson MA, Eisenbarth GS and Michels AW (2014) Type 1 diabetes. *Lancet (London, England)* **383**, 69–82. [https://doi.org/10.1016/S0140-6736\(13\)60591-7](https://doi.org/10.1016/S0140-6736(13)60591-7).
- Babinec PM, Rock MJ, Lorenzetti DL and Johnson JA (2010) Do researchers use pharmacists' communication as an outcome measure? A scoping review of pharmacist involvement in diabetes care. *The International Journal of Pharmacy Practice* **18**, 183–193. <https://doi.org/10.1111/j.2042-7174.2010.00038.x>.
- Bailey CJ (2015) Safety of antidiabetes medications: an update. *Clinical Pharmacology and Therapeutics* **98**, 185–195. <https://doi.org/10.1002/cpt.125>.
- Black RL and Duval C (2019) Diabetes discharge planning and transitions of care: a focused review. *Current Diabetes Reviews* **15**, 111–117. <https://doi.org/10.2174/1573399814666180711120830>.
- Brewster S, Holt R, Portlock J and Price H (2020) The role of community pharmacists and their position in the delivery of diabetes care: an update for medical professionals. *Postgraduate Medical Journal* **96**, 473–479. <https://doi.org/10.1136/postgradmedj-2020-137511>.
- Brumm S, Theisen K and Falciglia M (2016) Diabetes transition care from an inpatient to outpatient setting in a veteran population: quality improvement pilot study. *The Diabetes Educator* **42**, 346–353. <https://doi.org/10.1177/0145721716642020>.
- Bukhsh A, Khan TM, Lee SWH, Lee L-H, Chan K-G and Goh B-H (2018) Efficacy of pharmacist based diabetes educational interventions on clinical outcomes of adults with Type 2 diabetes mellitus: a network meta-analysis. *Frontiers in Pharmacology* **9**, 339. <https://doi.org/10.3389/fphar.2018.00339>.
- Bukhsh A, Tan XY, Chan KG, Lee L-H, Goh B-H and Khan TM (2018) Effectiveness of pharmacist-led educational interventions on self-care activities and glycaemic control of type 2 diabetes patients: a systematic review and meta-analysis. *Patient Preference and Adherence* **12**, 2457–2474. <https://doi.org/10.2147/PPA.S180256>.
- Buse JB, Wexler DJ, Tsapas A, Rossing P, Mingrone G, Mathieu C, D'Alessio DA and Davies MJ (2020) 2019 update to: Management of hyperglycaemia in type 2 diabetes, 2018. A consensus report by the American Diabetes Association (ADA) and the European Association for the Study of Diabetes (EASD). *Diabetologia* **63**, 221–228. <https://doi.org/10.1007/s00125-019-05039-w>.
- Caní CG, da Lopes LSG, Queiroz M and Nery M (2015) Improvement in medication adherence and self-management of diabetes with a clinical pharmacy program: a randomized controlled trial in patients with type 2 diabetes undergoing insulin therapy at a teaching hospital. *Clinics (Sao Paulo, Brazil)* **70**, 102–106. [https://doi.org/10.6061/clinics/2015\(02\)06](https://doi.org/10.6061/clinics/2015(02)06).
- Clifford RM, Davis WA, Batty KT, Davis TME and Fremantle Diabetes Study (2005) Effect of a pharmaceutical care program on vascular risk factors in type 2 diabetes: the Fremantle Diabetes Study. *Diabetes Care* **28**, 771–776. <https://doi.org/10.2337/diacare.28.4.771>.
- Cohen LB, Taveira TH, Khatana SAM, Dooley AG, Pirraglia PA and Wu W-C (2011) Pharmacist-led shared medical appointments for multiple



- cardiovascular risk reduction in patients with type 2 diabetes. *The Diabetes Educator* 37, 801–812. <https://doi.org/10.1177/0145721711423980>.
- Coppola A, Sasso L, Bagnasco A, Giustina A and Gazzaruso C** (2016) The role of patient education in the prevention and management of type 2 diabetes: an overview. *Endocrine* 53, 18–27. <https://doi.org/10.1007/s12020-015-0775-7>.
- Cryer P, Davis SN and Shamon H** (2003) Hypoglycemia in diabetes. *Diabetes Care* 26, 1902–1912. <https://doi.org/10.2337/diacare.26.6.1902>.
- de Barra M, Scott CL, Scott NW, Johnston M, de Bruin M, Nkansah N, Bond CM, Matheson CI, Rackow P, Williams AJ and Watson MC** (2018) Pharmacist services for non-hospitalised patients. *The Cochrane Database of Systematic Reviews* 9, CD013102. <https://doi.org/10.1002/14651858.CD013102>.
- Deakin T, McShane CE, Cade JE and Williams RDRR** (2005) Group based training for self-management strategies in people with type 2 diabetes mellitus. *The Cochrane Database of Systematic Reviews* 2, CD003417. <https://doi.org/10.1002/14651858.CD003417.pub2>.
- DeCoster VA** (2001) Challenges of type 2 diabetes and role of health care social work: a neglected area of practice. *Health & Social Work* 26, 26–37. <https://doi.org/10.1093/hsw/26.1.26>.
- Deters MA, Laven A, Castejon A, Doucette WR, Ev LS, Krass I, Mehuys E, Obarcanin E, Schwender H and Laeer S** (2018) Effective interventions for diabetes patients by community pharmacists: a meta-analysis of pharmaceutical care components. *The Annals of Pharmacotherapy* 52, 198–211. <https://doi.org/10.1177/1060028017733272>.
- Donihi AC** (2017) Practical recommendations for transitioning patients with type 2 diabetes from hospital to home. *Current Diabetes Reports* 17, 52. <https://doi.org/10.1007/s11892-017-0876-1>.
- Doucette WR, Witry MJ, Farris KB and McDonough RP** (2009) Community pharmacist-provided extended diabetes care. *The Annals of Pharmacotherapy* 43, 882–889. <https://doi.org/10.1345/aph.1L605>.
- Dungan K, Lyons S, Manu K, Kulkarni M, Ebrahim K, Grantier C, Harris C, Black D and Schuster D** (2014) An individualized inpatient diabetes education and hospital transition program for poorly controlled hospitalized patients with diabetes. *Endocrine Practice: Official Journal of the American College of Endocrinology and the American Association of Clinical Endocrinologists* 20, 1265–1273. <https://doi.org/10.4158/EP14061.OR>.
- Fagot-Campagna A, Romon I, Fosse S, and Roudier C** (2010) Prévalence et incidence du diabète, et mortalité liée au diabète en France – Synthèse épidémiologique. Saint-Maurice (Fra) : Institut de veille sanitaire, 12 p. Disponible sur : [www.invs.sante.fr](http://www.invs.sante.fr).
- Farland MZ, Byrd DC, McFarland MS, Thomas J, Franks AS, George CM, Gross BN, Guirguis AB and Suda KJ** (2013) Pharmacist-physician collaboration for diabetes care: the diabetes initiative program. *The Annals of Pharmacotherapy* 47, 781–789. <https://doi.org/10.1345/aph.1S079>.
- Forbes JM and Cooper ME** (2013) Mechanisms of diabetic complications. *Physiological Reviews* 93, 137–188. <https://doi.org/10.1152/physrev.00045.2011>.
- Fornos JA, Andrés NF, Andrés JC, Guerra MM and Egea B** (2006) A pharmacotherapy follow-up program in patients with type-2 diabetes in community pharmacies in Spain. *Pharmacy World & Science* 28, 65–72. <https://doi.org/10.1007/s11096-006-9003-0>.
- Fosse-Edorh S, Mandereau-Bruno L and Piffaretti, C** (2018). *Le poids du diabète en France en 2016. Synthèse épidémiologique.* [www.santepubliquefrance.fr](http://www.santepubliquefrance.fr)
- Frazzitta M** (2014) Hypoglycemia and diabetes: an update of current trends and treatment. *Journal of Continuing Education in Nursing* 45, 432–434. <https://doi.org/10.3928/00220124-20140925-12>.
- Friedman M** (1940) A comparison of alternative tests of significance for the problem of  $\$m\$$  rankings. *The Annals of Mathematical Statistics* 11, 86–92. <https://doi.org/10.1214/aoms/1177731944>.
- Fuentes S, Mandereau-Bruno L, Regnault N, Bernillon P, Bonaldi C, Cosson E and Fosse-Edorh S** (2020) Is the type 2 diabetes epidemic plateauing in France? A nationwide population-based study. *Diabetes & Metabolism*. <https://doi.org/10.1016/j.diabet.2019.12.006>.
- García-Pérez L-E, Alvarez M, Dilla T, Gil-Guillén V and Orozco-Beltrán D** (2013) Adherence to therapies in patients with type 2 diabetes. *Diabetes Therapy: Research, Treatment and Education of Diabetes and Related Disorders* 4, 175–194. <https://doi.org/10.1007/s13300-013-0034-y>.
- Garnica P** (2017) Transition of care for patients with diabetes. *Current Diabetes Reviews* 13, 263–279. <https://doi.org/10.2174/1573399813666161123104407>.
- Harrington NG and Noar SM** (2012) Reporting standards for studies of tailored interventions. *Health Education Research* 27, 331–342. <https://doi.org/10.1093/her/cyr108>.
- Haute Autorité de Santé** (2013) Stratégie médicamenteuse du contrôle glycémique du diabète de type 2 Méthode « Recommandations pour la pratique clinique ».
- Huang D, Refaat M, Mohammedi K, Jayyousi A, Al Suwaidi J and Abi Khalil C** (2017) Macrovascular complications in patients with diabetes and pre-diabetes. *BioMed Research International* 2017, 7839101. <https://doi.org/10.1155/2017/7839101>.
- International Diabetes Federation.** (2017). *IDF Clinical Practice Recommendations for managing Type 2 Diabetes in Primary Care.* <https://www.idf.org/component/attachments/attachments.html?id=1270&task=download>
- Iqbal MZ, Khan AH, Iqbal MS and Syed Sulaiman SA** (2019) A review of pharmacist-led interventions on diabetes outcomes: an observational analysis to explore diabetes care opportunities for pharmacists. *Journal of Pharmacy & Bioallied Sciences* 11, 299–309. [https://doi.org/10.4103/jpbs.JPBS\\_138\\_19](https://doi.org/10.4103/jpbs.JPBS_138_19).
- Jahangard-Rafsanjani Z, Sarayani A, Nosrati M, Saadat N, Rashidian A, Hadjibaie M, Ashouri A, Radfar M, Javadi M and Gholami K** (2015) Effect of a community pharmacist-delivered diabetes support program for patients receiving specialty medical care: a randomized controlled trial. *The Diabetes Educator* 41, 127–135. <https://doi.org/10.1177/0145721714559132>.
- Jameson JP and Baty PJ** (2010) Pharmacist collaborative management of poorly controlled diabetes mellitus: a randomized controlled trial. *The American Journal of Managed Care* 16, 250–255.
- Jarab AS, Alqudah SG, Mukattash TL, Shattat G and Al-Qirim T** (2012) Randomized controlled trial of clinical pharmacy management of patients with type 2 diabetes in an outpatient diabetes clinic in Jordan. *Journal of Managed Care Pharmacy: JMCP* 18, 516–526. <https://doi.org/10.18553/jmcp.2012.18.7.516>.
- Jordan MA and Harmon J** (2015) Pharmacist interventions for obesity: improving treatment adherence and patient outcomes. *Integrated Pharmacy Research & Practice* 4, 79–89. <https://doi.org/10.2147/IPRP.S72206>.
- Kang C-M, Chang S-C, Chen P-L, Liu P-F, Liu W-C, Chang C-C and Chang W-Y** (2010) Comparison of family partnership intervention care vs. conventional care in adult patients with poorly controlled type 2 diabetes in a community hospital: a randomized controlled trial. *International Journal of Nursing Studies* 47, 1363–1373. <https://doi.org/10.1016/j.ijnurstu.2010.03.009>.
- Kiel PJ and McCord AD** (2005) Pharmacist impact on clinical outcomes in a diabetes disease management program via collaborative practice. *The Annals of Pharmacotherapy* 39, 1828–1832. <https://doi.org/10.1345/aph.1G356>.
- Kjeldsen LJ, Bjerrum L, Dam P, Larsen BO, Rossing C, Søndergaard B and Herborg H** (2015) Safe and effective use of medicines for patients with type 2 diabetes- A randomized controlled trial of two interventions delivered by local pharmacies. *Research in Social and Administrative Pharmacy* 11, 47–62. <https://doi.org/10.1016/j.sapharm.2014.03.003>.
- Kraemer DF, Kradjan WA, Bianco TM and Low JA** (2012) A randomized study to assess the impact of pharmacist counseling of employer-based health plan beneficiaries with diabetes: the EMPOWER study. *Journal of Pharmacy Practice* 25, 169–179. <https://doi.org/10.1177/0897190011418513>.
- Krass I, Mitchell B, Song YJC, Stewart K, Peterson G, Hughes J, Smith L, White L and Armour C** (2011) Diabetes Medication Assistance Service Stage 1: impact and sustainability of glycaemic and lipids control in patients with Type 2 diabetes. *Diabetic Medicine: A Journal of the British Diabetic Association* 28, 987–993. <https://doi.org/10.1111/j.1464-5491.2011.03296.x>.
- Lee S and Lee DK** (2018) What is the proper way to apply the multiple comparison test?. *Korean Journal of Anesthesiology* 71, 353–360. <https://doi.org/10.4097/kja.d.18.00242>.
- Loveman E, Frampton GK and Clegg AJ** (2008) The clinical effectiveness of diabetes education models for Type 2 diabetes: a systematic review. *Health Technology Assessment (Winchester, England)* 12, 1–116. <https://doi.org/10.3310/hta12090>.

- Mehuys E, Van Bortel L, De Bolle L, Van Tongelen I, Annemans L, Remon J-P and Giri M (2011) Effectiveness of a community pharmacist intervention in diabetes care: a randomized controlled trial. *Journal of Clinical Pharmacy and Therapeutics* **36**, 602–613. <https://doi.org/10.1111/j.1365-2710.2010.01218.x>.
- Michiels Y, Bugnon O, Chicoye A, Dejager S, Moisan C, Allaert F.-A, Hunault C, Romengas L, Méchin H and Vergès B (2019) Impact of a community pharmacist-delivered information program on the follow-up of type-2 diabetic patients: a cluster randomized controlled study. *Advances in Therapy* **36**, 1291–1303. <https://doi.org/10.1007/s12325-019-00957-y>.
- Murphy AL and Gardner DM (2016) A scoping review of weight bias by community pharmacists towards people with obesity and mental illness. *Canadian Pharmacists Journal/Revue Des Pharmaciens Du Canada* **149**, 226–235. <https://doi.org/10.1177/1715163516651242>.
- Newman TV, San-Juan-Rodriguez A, Parekh N, Swart ECS, Klein-Fedyshin M, Shrank WH and Hernandez I (2020) Impact of community pharmacist-led interventions in chronic disease management on clinical, utilization, and economic outcomes: An umbrella review. *Research in Social & Administrative Pharmacy: RSAP*. <https://doi.org/10.1016/j.sapharm.2019.12.016>.
- NICE. (2019). *Type 2 diabetes in adults: management*. <https://www.nice.org.uk/guidance/ng28>
- Nogueira M, Otuyama LJ, Rocha PA and Pinto VB (2020) Pharmaceutical care-interventions in type 2 diabetes mellitus : a systematic review and meta-analysis of randomized clinical trials. *Einstein (Sao Paulo, Brazil)* **18**, eRW4686. [https://doi.org/10.31744/einstein\\_journal/2020RW4686](https://doi.org/10.31744/einstein_journal/2020RW4686).
- Odegard PS, Goo A, Hummel J, Williams KL and Gray SL (2005) Caring for poorly controlled diabetes mellitus: a randomized pharmacist intervention. *Annals of Pharmacotherapy* **39**, 433–440. <https://doi.org/10.1345/aph.1E438>.
- O'Neal KS and Crosby KM (2013) Patients' perceptions of a pharmacist-managed weight management clinic in a community setting. *Research in Social and Administrative Pharmacy* **9**, 129–136. <https://doi.org/10.1016/j.sapharm.2012.04.002>.
- Ostertagová E, Ostertag O, and Kováč J (2014) Methodology and application of the Kruskal-Wallis test. *Applied Mechanics and Materials* **611**, 115–120. <https://doi.org/10.4028/www.scientific.net/AMM.611.115>.
- Piffaretti C, Mandereau-Bruno L, Guilmin-Crepon S, Choleau C, Coutant R and Fosse-Edorh S (2019) Trends in childhood type 1 diabetes incidence in France, 2010–2015. *Diabetes Research and Clinical Practice* **149**, 200–207. <https://doi.org/10.1016/j.diabres.2018.11.005>.
- Pizarro ÁMVPA, Martins MRO and Simões JA (2019) Expanding primary care to pharmaceutical patient care in diabetes mellitus type 2 through the European union's community pharmacies, between 2008 and 2018: a systematic review. *Portuguese Journal of Public Health* **37**, 100–118. <https://doi.org/10.1159/000506261>.
- Saeedi P, Petersohn I, Salpea P, Malanda B, Karuranga S, Unwin N, Colagiuri S, Guariguata L, Motala AA, Ogurtsova K, Shaw JE, Bright D, Williams R and IDF Diabetes Atlas Committee (2019) Global and regional diabetes prevalence estimates for 2019 and projections for 2030 and 2045: Results from the International Diabetes Federation Diabetes Atlas, 9th edition. *Diabetes Research and Clinical Practice* **157**, 107843. <https://doi.org/10.1016/j.diabres.2019.107843>.
- Santschi V, Chiolero A, Paradis G, Colosimo AL and Burnand B (2012) Pharmacist interventions to improve cardiovascular disease risk factors in diabetes: a systematic review and meta-analysis of randomized controlled trials. *Diabetes Care* **35**, 2706–2717. <https://doi.org/10.2337/dc12-0369>.
- Sarkadi A and Rosenqvist U (2004) Experience-based group education in type 2 diabetes: a randomised controlled trial. *Patient Education and Counseling* **53**, 291–298. <https://doi.org/10.1016/j.pec.2003.10.009>.
- Schellhase KG, Koepsell TD and Weiss NS (2005) Glycemic control and the risk of multiple microvascular diabetic complications. *Family Medicine* **37**, 125–130.
- Scottish Intercollegiate Guidelines Network, NHS Quality Improvement. (2010). *Management of diabetes. A national clinical guideline*. Edinburgh. <https://www.sign.ac.uk/our-guidelines>
- Seidu S, Walker NS, Bodicoat DH, Davies MJ and Khunti K (2016) A systematic review of interventions targeting primary care or community based professionals on cardio-metabolic risk factor control in people with diabetes. *Diabetes Research and Clinical Practice* **113**, 1–13. <https://doi.org/10.1016/j.diabres.2016.01.022>.
- Société Française d'Endocrinologie (2015) Diabète sucré de types 1 et 2 de l'enfant et de l'adulte. [Internet]. Disponible sur: <http://www.sfendocrino.org/article/693/item-ue8-ot-245-diabete-sucré-de-types-1-et-2-de-l-enfant-et-de-l-adulte>.
- Spollett G, Edelman SV, Mehner P, Walter C and Penfornis A (2016) Improvement of Insulin Injection Technique: Examination of Current Issues and Recommendations. *The Diabetes Educator* **42**, 379–394. <https://doi.org/10.1177/0145721716648017>.
- Steil, C (1989). *Managing diabetes: special patient group: role of the C.D.E.* **6,8,10**.
- Stevens JW, Khunti K, Harvey R, Johnson M, Preston L, Woods HB, Davies M and Goyder E (2015) Preventing the progression to type 2 diabetes mellitus in adults at high risk: a systematic review and network meta-analysis of lifestyle, pharmacological and surgical interventions. *Diabetes Research and Clinical Practice* **107**, 320–331. <https://doi.org/10.1016/j.diabres.2015.01.027>.
- Syarifuddin S, Nasution A, Dalimunthe A and Khairunnisa (2019) impact of pharmacist intervention on improving the quality of life of patients with type 2 diabetes mellitus. *Open Access Macedonian Journal of Medical Sciences* **7**, 1401–1405. <https://doi.org/10.3889/oamjms.2019.140>
- Taveira TH, Friedmann PD, Cohen LB, Dooley AG, Khatana SAM, Pirraglia PA and Wu W-C (2010) Pharmacist-led group medical appointment model in type 2 diabetes. *The Diabetes Educator* **36**, 109–117. <https://doi.org/10.1177/0145721709352383>.
- Trento M, Gamba S, Gentile L, Grassi G, Miselli V, Morone G, Passera P, Tonutti L, Tomalino M, Bondonio P, Cavallo F, Porta M and ROMEO Investigators (2010) Rethink Organization to iMprove Education and Outcomes (ROMEO): a multicenter randomized trial of lifestyle intervention by group care to manage type 2 diabetes. *Diabetes Care* **33**, 745–747. <https://doi.org/10.2337/dc09-2024>.
- Tripathi BK and Srivastava AK (2006) Diabetes mellitus: complications and therapeutics. *Medical Science Monitor: International Medical Journal of Experimental and Clinical Research* **12**, RA130–147.
- Trouilloud D and Regnier J (2013) Therapeutic education among adults with type 2 diabetes: effects of a three-day intervention on perceived competence, self-management behaviours and glycaemic control. *Global Health Promotion* **20**(2 Suppl), 94–98. <https://doi.org/10.1177/1757975913483331>.
- van Eikenhorst L, Taxis K, van Dijk L and de Gier H (2017) Pharmacist-Led Self-management Interventions to Improve Diabetes Outcomes. A Systematic Literature Review and Meta-Analysis. *Frontiers in Pharmacology* **8**, 891. <https://doi.org/10.3389/fphar.2017.00891>.
- Vela D (2018) HbA1C, finding the right target in 2018. *Diabetes & Metabolic Syndrome: Clinical Research & Reviews* **12**, 607–608. <https://doi.org/10.1016/j.dsx.2018.03.020>.
- Weidmann AE, Cunningham S, Gray G, Hansford D, Bermanno G and Stewart D (2012) Views of the Scottish general public on community pharmacy weight management services: international implications. *International Journal of Clinical Pharmacy* **34**, 389–397. <https://doi.org/10.1007/s11096-012-9624-4>.
- Wexler DJ, Beauharnais CC, Regan S, Nathan DM, Cagliero E and Larkin ME (2012) Impact of inpatient diabetes management, education, and improved discharge transition on glycemic control 12 months after discharge. *Diabetes Research and Clinical Practice* **98**, 249–256. <https://doi.org/10.1016/j.diabres.2012.09.016>.
- Wishah RA, Al-Khawaldeh OA and Albsoul AM (2015) Impact of pharmaceutical care interventions on glycemic control and other health-related clinical outcomes in patients with type 2 diabetes: randomized controlled trial. *Diabetes & Metabolic Syndrome* **9**, 271–276. <https://doi.org/10.1016/j.dsx.2014.09.001>.
- Wong FKY, Mok MPH, Chan T and Tsang MW (2005) Nurse follow-up of patients with diabetes: randomized controlled trial. *Journal of Advanced Nursing* **50**, 391–402. <https://doi.org/10.1111/j.1365-2648.2005.03404.x>.
- Yaghoubi M, Mansell K, Vatanparast H, Steeves M, Zeng W and Farag M (2017) Effects of pharmacy-based interventions on the control and management of diabetes in adults: a systematic review and meta-analysis. *Canadian Journal of Diabetes* **41**, 628–641. <https://doi.org/10.1016/j.jcjd.2017.09.014>.