


 Cite this: *RSC Adv.*, 2021, 11, 15729

Study of catalytic hydrogenation and dehydrogenation of 2,3-dimethylindole for hydrogen storage application

 Yuan Dong,^a Haoming Zhao,^a Yinheng Zhao,^a Ming Yang,^{id}*^{ab} Heshun Zhang^a and Hansong Cheng^a

2,3-Dimethylindole (2,3-DMID), a candidate with a hydrogen storage capacity of 5.23 wt%, was studied as a new liquid organic hydrogen carrier (LOHC) in detail in this report. Hydrogenation of 2,3-DMID was conducted over 5 wt% Ru/Al₂O₃ by investigating the influences of temperature and hydrogen pressure. 100% of fully hydrogenated product, 8H-2,3-DMID can be achieved at 190 °C and 7 MPa in 4 h. Dehydrogenation of 8H-2,3-DMID was performed over 5 wt% Pd/Al₂O₃ at 180–210 °C and 101 kPa. It is found that dehydrogenation of 8H-2,3-DMID followed first order kinetics with an apparent activation energy of 39.6 kJ mol⁻¹. The structures of intermediates produced in the 8H-2,3-DMID dehydrogenation process were analyzed by DFT calculations.

 Received 26th February 2021
 Accepted 8th April 2021

DOI: 10.1039/d1ra01552d

rsc.li/rsc-advances

Introduction

Nowadays, the usage of renewable clean energy has become unavoidable, aiming to reduce greenhouse gas emissions and to compensate for declining fossil-fuel resources.^{1–3} A consensus has been reached that hydrogen energy is one of the most attractive choices.^{4,5} However, it is difficult to store hydrogen without bulky, heavy equipment due to the low density and high explosive risk.⁶ Apparently, the further transportation of hydrogen must be necessary depending on the method of hydrogen storage.^{7,8} Thus, the major challenge towards the large scale utilization of hydrogen is to develop a safe and practical method for the onboard storage.^{9–11} In the past decades, hydrogen was dominantly stored and transported in its elemental form as compressed hydrogen (200–700 bar) and liquefied hydrogen (–253 °C) for onboard applications, both of which require a large amount of energy in the storage process.^{9,12–14} Besides, the safety and cost are another concern for compressed hydrogen and liquefied hydrogen. Consequently, researchers are committed to search for materials which can store hydrogen more safely and efficiently.

Hydrogen can be stored in form of hydrogen molecule by physical adsorption on materials with a large specific surface area (*e.g.*, carbon-based materials^{15,16} and metal organic frameworks^{17,18}) and in form of hydrogen atoms by chemical adsorption which are bonded with the substrates by chemical bonding (*e.g.*, organic liquid compounds¹⁹ and metal

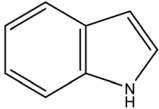
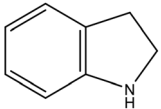
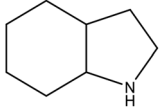
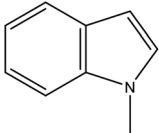
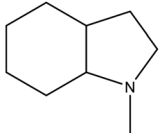
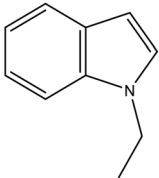
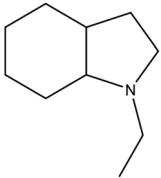
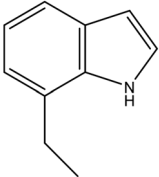
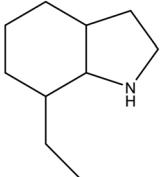
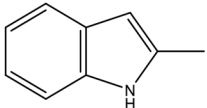
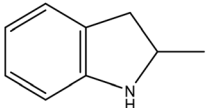
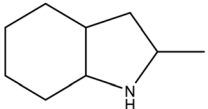
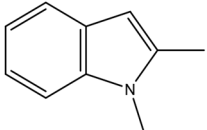
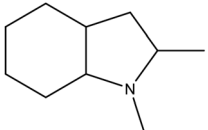
hydrides²⁰). High hydrogen storage densities can be achieved at relatively low temperature (–196 °C) and high pressures (10–100 bar) for physical adsorption for the former. In comparison, elevated temperature is required to release hydrogen stored by chemical adsorption. LOHCs (liquid organic hydrogen carriers) have been considered as promising hydrogen storage substrates in recent years.^{21–26} Hydrogen was bonded to these compounds through catalytic hydrogenation and released through catalytic dehydrogenation. As early as 1970s, aromatic hydrocarbon compounds were initially proposed as hydrogen storage carriers such as benzene and toluene, which were mainly applied in industrial process (*e.g.*, in oil refineries). However, with high enthalpy of dehydrogenation (>60 kJ mol⁻¹ H₂), the operation temperatures of these hydrogenated cycloalkanes were required over 300 °C, which typically lead to the molecule cracking or coking.^{27–29} Hence, a large number of literatures concerning the catalysts development for dehydrogenation of cycloalkanes were reported in decades.^{30–37} In 2004, a series of hetero-aromatic molecules with relatively low heat of hydrogenation screening as LOHCs were firstly studied through systematic experimental and theoretical by Pez *et al.*^{38,39} It is reported that incorporation of N heteroatom into the aromatic ring favored the dehydrogenation thermodynamics and kinetics. Carbazole-based compounds, such as *N*-ethylcarbazole (NECZ, mp: 70 °C) and *N*-propylcarbazole (NPCZ, mp: 48 °C), were investigated most widely as LOHCs by a lot of groups.^{40–45} With a hydrogen capacity of 5.79 wt%, NECZ can be completely hydrogenated over Ru/Al₂O₃ at the temperature of 150 °C with a hydrogen pressure of 5 MPa within 180 min. The fully reverse process, dehydrogenation of NECZ, can be realized below 200 °C over Pd/Al₂O₃ (ref. 46) and Pt/Al₂O₃.⁴⁷ Wu *et al.* Reported a Co-based catalyst, which can achieve a reversible hydrogen uptake and

^aSustainable Energy Laboratory, Faculty of Materials Science and Chemistry, China University of Geosciences, Wuhan, 430074, P. R. China

^bZhejiang Institute, China University of Geosciences, Hangzhou, 311305, China. E-mail: yangming8180@gmail.com

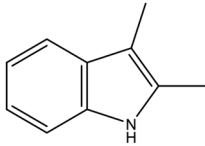
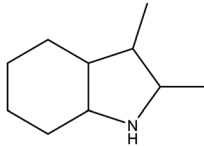


Table 1 Properties of selected indole-based LOHCs^a

Substrate	Melting point (°C)	Hydrogenated product	Hydrogen capacity (wt%)	Hydrogenation conditions from substrate to hydrogenated product	Dehydrogenation conditions from hydrogenated product to substrate
		2H-indoline			
indole 	51		1.68	Pt/C, 3 MPa, 50 °C, 3 h, 100% conversion in H ₂ O with <i>p</i> -TSA. ⁶⁰	—
		8H-indole			
			6.4	Pd/C, 0.7 MPa, 50 °C, 8 h, 100% conversion in HFIP solvent. ⁶¹	—
NMID 	-29		5.76	Ru/Al ₂ O ₃ , 130 °C, 6 MPa, 2 h, 100% conversion in hexane solvent. ⁵⁷	Pd/Al ₂ O ₃ , 200 °C, 101 kPa, 3 h, 100% conversion. ⁵⁷
NEID 	-17.8		5.23	Ru/Al ₂ O ₃ , 180 °C, 9 MPa, 2 h, 100% conversion in hexane solvent. ⁶²	Pd/Al ₂ O ₃ , 190 °C, 101 kPa, 6 h, 100% conversion. ⁶³
7-EID 	-14.5		5.23	Ru/Al ₂ O ₃ , 160 °C, 7 MPa, 1.5 h, 100% conversion in hexane solvent. ⁵⁹	Pd/Al ₂ O ₃ , 190 °C, 101 kPa, 270 min, 100% conversion. ⁵⁹
		2H-2-MID			
2-MID 	57		1.43	Pt/C, 60 °C, 4 MPa, 4 h, 97% conversion in toluene with <i>p</i> -TSA. ⁶⁴	Cobalt pincer catalyst, 150 °C, 101 kPa, 4 d, 100% conversion in <i>p</i> -xylene solvent. ⁶⁶
		8H-2-MID			
			5.76	Ru/Al ₂ O ₃ , 160 °C, 7 MPa, 0.7 h, 100% conversion in 1,4-dioxane solvent. ⁶⁵	Pd/Al ₂ O ₃ , 190 °C, 101 kPa, 4 h, 100% conversion in decalin solvent. ⁶⁵
		8H-1,2-DMID			
1,2-DMID 	55		5.23	Ru/Al ₂ O ₃ , 160 °C, 7 MPa, 30 min, 100% conversion in 1,4-dioxane solvent. ⁵⁸	Pd/Al ₂ O ₃ , 200 °C, 101 kPa, 60 min, 100% conversion in decalin solvent. ⁵⁸

^a HFIP: hexafluoroisopropanol; *p*-TSA = *p*-toluenesulfonic acid.

Table 2 Physicochemical properties of 2,3-DMID and 8H-2,3-DMID

Name	2,3-DMID	8H-2,3-DMID
CAS number	91-55-4	N/A
Molecular formula	C ₁₀ H ₁₁ N	C ₁₀ H ₁₉ N
Molecular weight	145.20	153.20
Structural formula		
Melting point/°C	105	<-10
Boiling point/°C	285	≥285
State	Yellow solid at room temperature	Transparent liquid at room temperature
Storage and stability	Store in cool, dry and well-ventilated areas; stable under ambient conditions, but light sensitive	Store in cool, dry and well-ventilated areas; stable under ambient conditions, light sensitive
Safety	May cause irritation of skin and eyes. The toxicity of this substance has not been investigated completely	May cause irritation of skin and eyes. The toxicity of this substance has not been investigated completely

release of NECZ in high efficiency.⁴⁸ Fully dehydrogenated *N*-propylcarbazole can be obtained at 200 °C in 240 min with applied Pd/Al₂O₃ catalyst.⁴⁹ Arlt *et al.* investigated the thermochemical properties of *N*-alkylcarbazoles (*N*-isopropylcarbazole, *N*-propylcarbazole, and *N*-butylcarbazole)⁵⁰ and found the melting point of eutectic systems composed of *N*-alkylcarbazoles can be lowered dramatically to 24 °C,⁵¹ which are suitable for large scale and long distance storage and delivery at ambient conditions with existing infrastructures. In addition, Wasserscheid *et al.* proposed benzyltoluene (BT) and dibenzyltoluene (DBT) as promising LOHCs.^{52,53} Although dehydrogenation of these hydrocarbon molecules was required at temperatures above 250 °C,⁵⁴ these mixtures were still regarded as attractive LOHCs as the result of their low melting point (-34–36 °C), high boiling point (390 °C), low flammability and low costs. Recently, indole-based compounds were also suggested as LOHCs, such as indole,^{55,56} *N*-methylindole (NMID),⁵⁷ 1,2-dimethylindole⁵⁸ and 7-ethylindole (7-EID).⁵⁹ Table 1 gives an overview of properties and reaction conditions for indole derivatives hydrogenation and dehydrogenation which have been reported in relative literatures. It is indicated that indole derivatives with different alkyl chains substituted in different positions exhibit markedly difference in hydrogenation and dehydrogenation kinetics.

In fact, we have published a number of hydrogen storage molecular articles, including carbazole series, indoles series, *etc.* The purpose of this work is to build a database of organic hydrogen storage molecules and to obtain a certain construction rule by studying the influence of molecular structure (such as the number of side groups, types and number of aromatic rings) on the dehydrogenation performance of organic molecules. In this work, the disubstituted 2,3-dimethylindole (2,3-DMID) was well studied as a new LOHC candidate. The influences of temperature and hydrogen pressure on the hydrogen uptake rate of 2,3-DMID were investigated. Complete

hydrogenation of 2,3-DMID can be realized at the temperature of 190 °C within 240 min. The dehydrogenation reaction rate of 8H-DMID was first order for 8H-DMID concentration. The apparent activation barrier of 8H-DMID consumption was 39.6 kJ mol⁻¹ at temperature in the range of 180–210 °C. The dehydrogenation process of 8H-2,3-DMID was analysed by experimental and DFT calculations.

Results and discussion

The physicochemical properties of 2,3-DMID and 8H-2,3-DMID

As shown in Table 2, both of 2,3-DMID and 8H-2,3-DMID keep high stability at ambient conditions and no severe hazard to people health and environment. The melting point of 2,3-DMID is 105 °C, which can be decreased by mixing with other LOHCs to form eutectic mixtures. The hydrogenated product, 8H-2,3-DMID, was liquid at room temperature, which can be conveniently delivered by using existing gasoline-based infrastructures.

Hydrogenation of 2,3-DMID

The hydrogenation reaction of 2,3-DMID was performed at 160–200 °C and 7 MPa. The hydrogen absorption curves at the selected temperatures have been displayed in Fig. 1. The hydrogenation uptake rate accelerates as the reaction temperature was increased from 160 °C to 190 °C. After reaction for 1 h, the hydrogen storage gravimetric density reaches 0.57 wt% at 160 °C, 2.91 wt% at 170 °C, 3.21 wt% at 180 °C and 4.67 wt% at 190 °C, respectively. Specially, the hydrogen uptake rate increases notably with temperature rising from 160 °C to 170 °C, which can be explained that most reactant molecules can be activated to overcome the hydrogenation reaction barrier as the temperature exceeded 160 °C. The theoretical hydrogen capacity

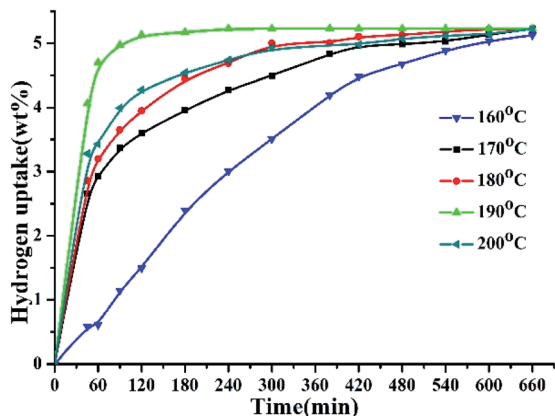


Fig. 1 Hydrogen uptake of 2,3-DMID hydrogenation at 160–200 °C and 7 MPa over the 5 wt% Ru/Al₂O₃ catalyst with a ratio to 2,3-DMID of 0.72 mol%.

of 2,3-DMID (5.23 wt%) can be reached at 190 °C after 4 h. However, the reaction rate decreased when the temperature was further raised to 200 °C. The reasons for the decrease may be its exothermic nature of hydrogenation reaction, which causes the equilibrium to be shifted towards the reactants with increasing temperature. In addition, high temperature led to the difficulty in dissolving more hydrogen in the liquid though the pressure was increased, which limited the hydrogen transfer at the surface of the catalyst.⁶⁷

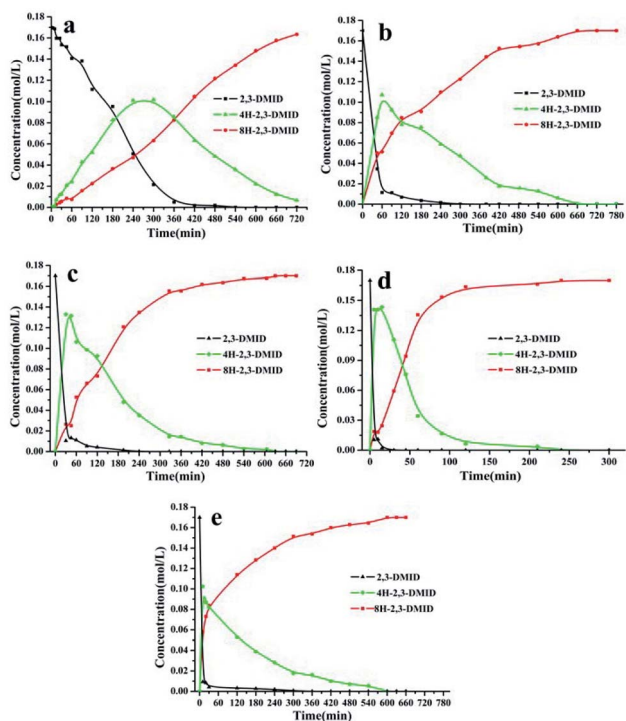


Fig. 2 Time-dependent product distribution for 2,3-DMID hydrogenation at different temperatures. (a) 160 °C, (b) 170 °C, (c) 180 °C, (d) 190 °C, (e) 200 °C.

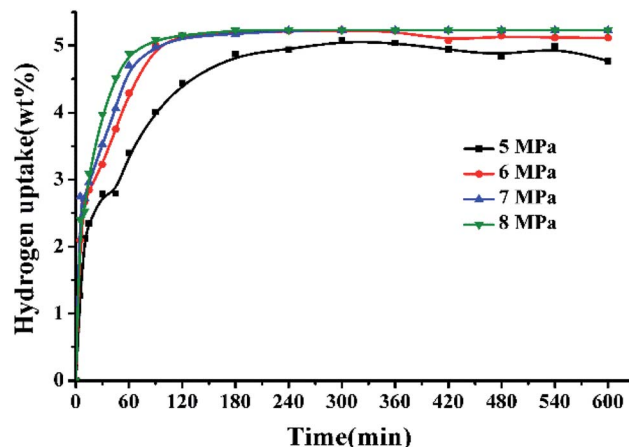


Fig. 3 Hydrogen uptake of 2,3-DMID hydrogenation under 5–8 MPa at 190 °C over a 5 wt% Ru/Al₂O₃ catalyst with a ratio to 2,3-DMID of 0.72 mol%.

Fig. 2 shows the evolution of product distribution with reaction time during 2,3-DMID hydrogenation over Ru/Al₂O₃. Only 4H-2,3-DMID was detected as the intermediate along with the fully hydrogenated product, 8H-2,3-DMID. The consumption rate of 2,3-DMID increased significantly in 170–200 °C as compared with that in 160 °C, which explained the obvious decrease of the hydrogen uptake rate (Fig. 2) in 160 °C at the beginning of the reaction. The concentration of 4H-2,3-DMID rapidly reached maximum in the initial 30 minutes at 170–200 °C. Almost 100% hydrogenation of 2,3-DMID was realized in 240 min at 190 °C, 540 min at 180 °C and 660 min at 170 °C. Increase temperature to 200 °C, the consumption of 4H-2,3-DMID become sluggish which lead to the decrease of hydrogen uptake rate compared with that of at 190 °C. No 2H- and 6H- intermediates were detected. It is likely that they were kinetic unstable and immediately further converted to the final product upon formation.

Fig. 3 displays the hydrogen adsorption curves of 2,3-DMID under different hydrogen pressures at 190 °C over 5 wt% Ru/

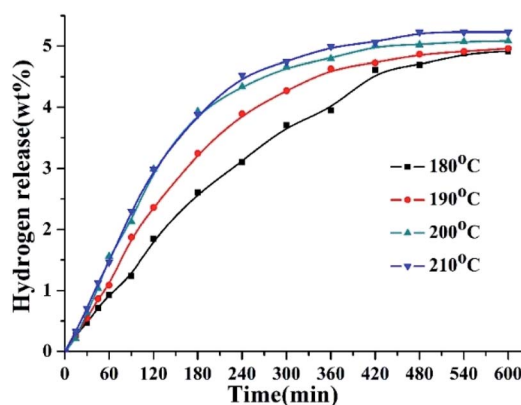


Fig. 4 Hydrogen release of 8H-2,3-DMID dehydrogenation at 180–210 °C and 101 kPa over the 5 wt% Pd/Al₂O₃ with a ratio to 8H-2,3-DMID of 1.44 mol%.

Al₂O₃. It is found that the increase of pressure is in favor of accelerating hydrogenation rates, which can be attributed to the improvement in hydrogen solubility and the shift in the direction of hydrogenation of the chemical equilibrium.

Dehydrogenation of 8H-2,3-DMID

The dehydrogenation reactions were carried out at the temperature of 180–210 °C over 5 wt% Pd/Al₂O₃. The hydrogen release curves of 8H-2,3-DMID at different temperatures were shown in Fig. 4. The dehydrogenation rate accelerates obviously with the temperature raised from 180 °C to 200 °C. 96% dehydrogenation was obtained after 600 min at 200 °C. Further increase temperature to 210 °C, the time for achieving the theoretical hydrogen storage gravimetric density (5.23 wt%) was shortened to be 480 min.

Fig. 5 shows the evolution of product distributions with reaction time at selected temperatures during the process of 8H-2,3-DMID dehydrogenation. 8H-2,3-DMID was consumed as soon as the reaction was started. However, the conversion of 8H-2,3-DMID was sluggish and the complete conversion of 8H-2,3-DMID was not obtained until the reaction proceeded in 8 h at 210 °C. Three intermediates, 6H-, 4H- and 2H- were detected and no other side products were found. The accumulation of 6H-2,3-DMID from 8H-2,3-DMID was converted rapidly to form 4H-2,3-DMID and 2H-2,3-DMID, resulting in the maximum concentration of 6H-2,3-DMID to be reached quickly. Obviously, the dehydrogenation of 8H-2,3-DMID was a consecutive four step reaction, sequentially forming 6H-2,3-DMID, 4H-2,3-DMID, 2H-2,3-DMID and the fully dehydrogenated product, 0H-2,3-DMID. The conversion of 8H-2,3-DMID and selectivity to 2,3-DMID after 5 h were presented in Table 3, which were calculated by the eqn (1) and (2) below, respectively.

$$\text{Conversion} = \frac{\text{Reactant converted [mol]}}{\text{Sum of reactants [mol]}} \times 100\% \quad (1)$$

Table 3 The conversion, selectivity and hydrogen release content under different dehydrogenation temperatures in 5 h

Temperature (°C)	Conversion (%)	Selectivity (%)	Hydrogen release content (wt%)
180	81.5	62.3	3.71
190	89.2	75.6	4.27
200	94.1	85.2	4.67
210	93.6	88.7	4.75

$$\text{Selectivity} = \frac{\text{Specific product [mol]}}{\text{Sum of products [mol]}} \times 100\% \quad (2)$$

In fact, a disubstituted indole derivative, 1,2-DMID has been studied in detail previously. Only 4H-1,2-DMID was identified as the intermediate in the dehydrogenation reaction of 8H-1,2-DMID and completely dehydrogenated product can be obtained in 60 min at 200 °C with applied Pd/Al₂O₃. In comparison, three intermediates, 6H-, 4H- and 2H- were detected and the consumption of these intermediates were sluggish under designed conditions in 8H-2,3-DMID dehydrogenation. The reason may be that the steric hindrance produced by the methyl connected to the N atom in 1,2-DMID benefits the sorption of 1,2-DMID on the catalyst, which leads to a faster dehydrogenation rate.

The dehydrogenation kinetics of 8H-2,3-DMID were also investigated. Previous investigations on dehydrogenation of several LOHCs such as *N*-ethylcarbazole, 1,2-dimethylindole and 2-methylindole have shown that the reaction follows first order kinetics. Hence, the dehydrogenation of 8H-2,3-DMID was assumed to follow first order kinetics. Fig. 6(a) presents the plots of $\ln(C_0/C_{8H-2,3-DMID})$ versus reaction time t at 180–210 °C, which indicates that the experimental points can be readily fitted to the first order reaction kinetics model. The rate constant derived from the slope of the fitting lines increases from 0.0050 mol L⁻¹ at 180 °C to 0.0090 mol L⁻¹ at 210 °C. Particularly, the dehydrogenation rate constants increase obviously from 180 °C to 200 °C due to its endothermic nature. Further increase temperature to 210 °C, the rate constant only

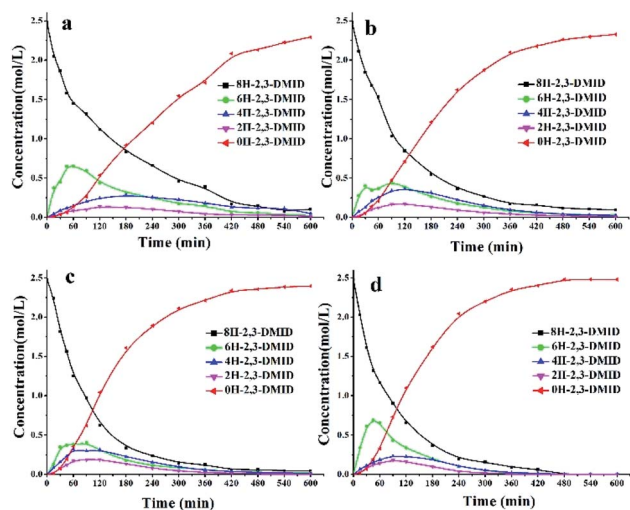


Fig. 5 Time-dependent product distribution for 8H-2,3-DMID dehydrogenation at different temperatures. (a) 180 °C, (b) 190 °C, (c) 200 °C, (d) 210 °C.

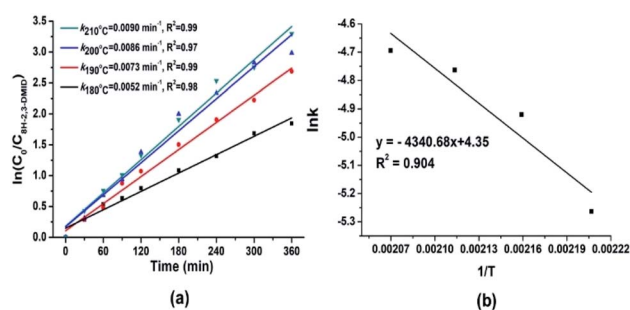


Fig. 6 (a) First-order kinetic model fitted to the experimental data obtained for dehydrogenation of 8H-2,3-DMID. (b) Arrhenius plot obtained from 8H-2,3-DMID dehydrogenation reactions at 180–210 °C.

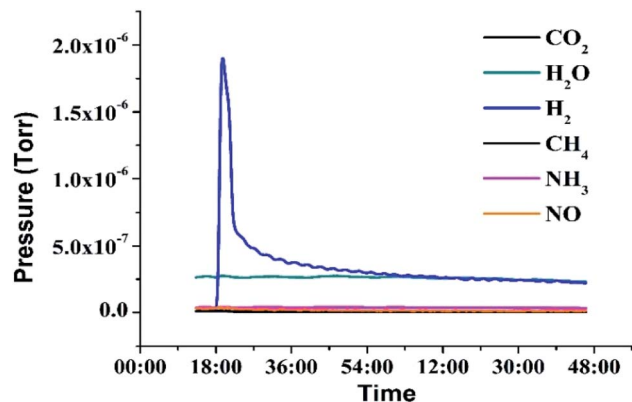


Fig. 7 DSMS patterns of the released hydrogen in 2,3-DMID dehydrogenation.

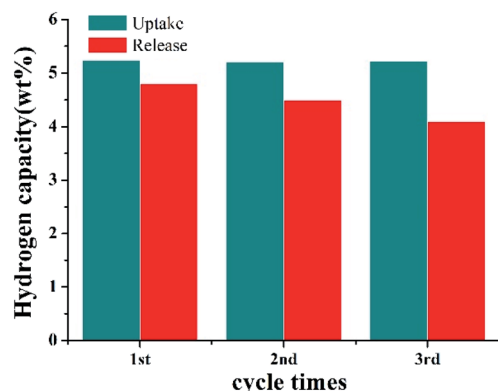


Fig. 8 Catalyst stability test for 2,3-DMID hydrogenation with Ru/Al₂O₃ and dehydrogenation with Pd/Al₂O₃.

increases slightly. The reason may be that the high temperature is beneficial for dehydrogenation kinetics meanwhile causes carbon deposition on the catalyst which decreases the catalytic activity. As shown in Fig. 6(b), the $\ln k$ was plotted verse the $1/T$. The estimated reaction activation barrier for 8H-2,3-DMID dehydrogenation based on the Arrhenius equation is 39.6 kJ mol^{-1} , which is significantly lower than that of 8H-1,2-DMID dehydrogenation ($111.9 \text{ kJ mol}^{-1}$). Notably, the reaction activation energy obtained from the experiments was influenced by kinds of factors, such as reaction conditions, mass transfer and so on.⁶⁸

In addition, the purity of released hydrogen was tested by DSMS (Dynamic Sampling Mass Spectrometer), which can dynamically monitor the pressure of the released gas during dehydrogenation. As shown in Fig. 7, the water vapor may come from the atmosphere when the liquid was added to the dehydrogenation reactor. The result indicated that no side reactions occurred under designed dehydrogenation conditions and the hydrogen gas was in a high purity (>99%).

The catalyst stability was also tested in 2,3-DMID hydrogenation and dehydrogenation. The same Ru/Al₂O₃ catalyst was used to hydrogenate 2,3-DMID under 190 °C and 7 MPa for 3 times. It is found almost 100% 8H-2,3-DMID was achieved

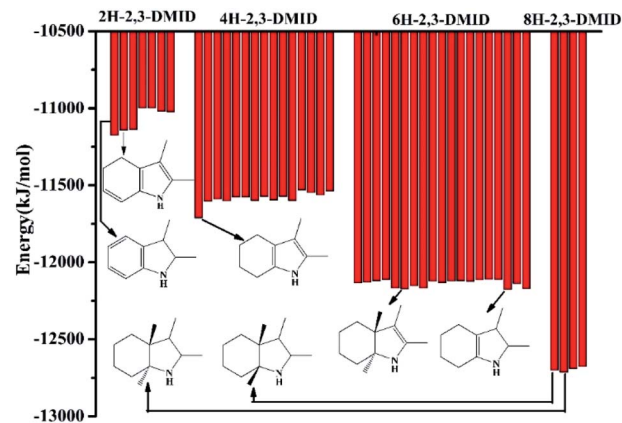
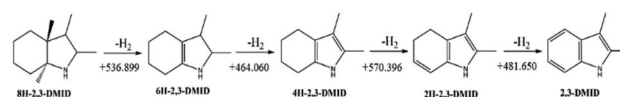


Fig. 9 -Binding energy of each intermediates and products calculated by MS.



Scheme 1 The reaction pathway of 8H-2,3-DMID dehydrogenation. (Unit of Er: kJ mol^{-1}).

within 240 min in 3 cycles, indicating the high stability of Ru/Al₂O₃ catalyst in hydrogenation of 2,3-DMID. Similarly, the same Pd/Al₂O₃ was used to dehydrogenate 8H-2,3-DMID for 3 times. The obvious catalytic activity degradation of Pd/Al₂O₃ was observed. This may be because the carbon formation on the surface of the catalyst and the metal agglomeration after dehydrogenation for a long time. The study on design and preparation high activity and stability catalyst is under way (Fig. 8).

During 8H-2,3-DMID dehydrogenation, three intermediates, 2H-, 4H- and 6H-, were detected. The possible structures of the isomers were designed and the corresponding energy for each species has been displayed in Fig. 9.

The binding energy can indicate the stability of the structure to a certain extent. It can be seen that the C=C double band was firstly formed in five membered ring, leading to the 6H-2,3-DMID and 4H-2,3-DMID production. Subsequently, the further dehydrogenation occurs in the six membered ring with releasing another H₂ molecule to form 2H-2,3-DMID. Hence, the pathway for 8H-2,3-DMID dehydrogenation can be expressed as follows (Scheme 1):

Experimental

Materials

2,3-dimethylindole (AR) and Mesitylene (AR) were provided by Energy Chemical Company and Sinopharm Chemical Reagent Company Limited, respectively. 5 wt% Ru/Al₂O₃ and 5 wt% Pd/Al₂O₃ catalysts were purchased from Shanxi Kaida Chemical Engineering Company Limited. The BET surface areas and pore sizes of the Ru/Al₂O₃ and Pd/Al₂O₃ are $85.24 \text{ m}^2 \text{ g}^{-1}$, 13.41 nm

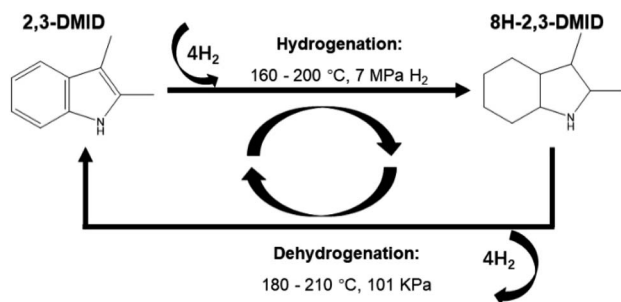


Fig. 10 The experiment process of 2,3-DMID hydrogenation and dehydrogenation.

and $68.35 \text{ m}^2 \text{ g}^{-1}$, 11.89 nm , which are measured by ASAP 2020. Ultra-high purity H₂ gas was obtained from Sichuan Ally High-Tech Company. Gas chromatography and mass spectrometry (Agilent 7890/5975C GC-MS) was used to analyse the reaction liquid samples regularly. The test method was same as described in ref. 59.

Hydrogenation reaction of 2,3-dimethylindole

The hydrogenation reaction was performed in a 250 ml autoclave batch reactor (Shanghai LABE Instrument LB250) over 5 wt% Ru/Al₂O₃ by controlling the reaction temperatures and hydrogen pressures. The reactor was loaded with 1 g of 2,3-dimethylindole and 0.1 g of Ru/Al₂O₃ in a 40 ml of mesitylene before being sealed. The air in the reactor was purged by charging and discharging of hydrogen for 3 times. Afterwards, the autoclave was pressurized to the desired hydrogen pressure and heated to the designed temperature. As the reaction proceeds, small amount of the mixture liquid sample was collected and analysed regularly by GC-MS.

Dehydrogenation reaction of 8H-2,3-dimethylindole

The 8H-2,3-DMID produced by complete hydrogenation was used as initial reactant in dehydrogenation. The reaction was performed at 180–210 °C in a 50 ml three-necked flask reactor which was connected with a condenser. 5 g of 8H-2,3-DMID was injected into the reactor. Then the reactor was heated to the required temperature following by adding 1 g of 5 wt% Pd/Al₂O₃ catalyst. The reaction time was recorded as soon as stirring was started. Liquid mixtures were taken out regularly and analysed with GC-MS. The hydrogenation and dehydrogenation experiment process for 2,3-DMID was described as below (Fig. 10).

DFT calculations

The binding energies of all structural isomers were calculated by DFT (density functional theory), which were conducted by Material Studio DMol.³ The detailed calculation method was the same as mentioned in ref. 58.

Conclusions

Indole-based derivatives have been selected as attractive LOHCs recently. These indole-based compounds exhibit different

hydrogenation and dehydrogenation kinetics, which can be strongly influenced by the steric hindrance which were created by the different substituted alkin chains. 2,3-DMID was studied as another new LOHC in detail in this report. Fully hydrogenated product can be obtained within 4 h at 190 °C and 7 MPa. Dehydrogenation of 8H-2,3-DMID fits first order kinetics model. The apparent activation barrier of 8H-DMID dehydrogenation was estimated to be 39.6 kJ mol^{-1} at 180–210 °C. The dehydrogenation process can be written as: 8H-2,3-DMID → 6H-2,3-DMID → 4H-2,3-DMID → 2H-2,3-DMID → 2,3-DMID.

Conflicts of interest

There are no conflicts to declare.

Acknowledgements

The authors gratefully acknowledge the financial support from the National Key Research and Development Program of China (No. 2018YFB1502903), the Zhejiang Provincial Natural Science Foundation of China (Grant no. LGG20B030001), the National Natural Science Foundation of China (No. 21875225), Major project of technical innovation of Hubei Province (No. 2019AAA163), and China University of Geosciences (Wuhan) for the program of Center for Advanced Energy Research and Technologies.

Notes and references

- 1 J. O. Abe, A. P. I. Popoola, E. Ajenifuja and O. M. Popoola, *Int. J. Hydrogen Energy*, 2019, **44**, 15072–15086.
- 2 J. Wang, H. Zhong, Z. Ma, Q. Xia and C. Kang, *Appl. Energy*, 2017, **202**, 772–782.
- 3 F. Piraino, M. Genovese and P. Fragiaco, *Energy Convers. Manage.*, 2021, 228.
- 4 R. Moradi and K. M. Groth, *Int. J. Hydrogen Energy*, 2019, **44**, 12254–12269.
- 5 M. Niermann, S. Timmerberg, S. Drunert and M. Kaltschmitt, *Renewable Sustainable Energy Rev.*, 2021, 135.
- 6 J. Andersson and S. Grönkvist, *Int. J. Hydrogen Energy*, 2019, **44**, 11901–11919.
- 7 Y. Balali and S. Stegen, *Renewable Sustainable Energy Rev.*, 2021, 135.
- 8 J. Kurtz, S. Sprick and T. H. Bradley, *Int. J. Hydrogen Energy*, 2019, **44**, 12010–12023.
- 9 P. Preuster, A. Alekseev and P. Wasserscheid, in *Annual Review of Chemical and Biomolecular Engineering*, ed. J. M. Prausnitz, 2017, vol. 8, pp. 445–471.
- 10 A. Amiri and R. Shahbazian-Yassar, *J. Mater. Chem. A*, 2021, **9**, 782–823.
- 11 J. Q. Li, N. S. Myoung, J. T. Kwon, S. J. Jang, T. Lee and Y. H. Lee, *Adv. Mech. Eng.*, 2020, **12**, 1687814020971920.
- 12 J. Bellosta von Colbe, J.-R. Ares, J. Barale, M. Baricco, C. Buckley, G. Capurso, N. Gallandat, D. M. Grant, M. N. Guzik, I. Jacob, E. H. Jensen, T. Jensen, J. Jepsen, T. Klassen, M. V. Lototsky, K. Manickam, A. Montone, J. Puzskiel, S. Sartori, D. A. Sheppard, A. Stuart, G. Walker,

- C. J. Webb, H. Yang, V. Yartys, A. Züttel and M. Dornheim, *Int. J. Hydrogen Energy*, 2019, **44**, 7780–7808.
- 13 P. Murray, K. Orehounig, D. Grosspietsch and J. Carmeliet, *Appl. Energy*, 2018, **231**, 1285–1306.
- 14 P. Preuster, C. Papp and P. Wasserscheid, *Acc. Chem. Res.*, 2017, **50**, 74–85.
- 15 K. Wang, X. Zhang, Y. F. Liu, Z. H. Ren, X. L. Zhang, J. J. Hu, M. X. Gao and H. G. Pan, *Chem. Eng. J.*, 2021, 406.
- 16 N. Thaweelap, P. Plerdsranoy, Y. Poo-arporn, P. Khajondetchairit, S. Suthirakun, I. Fongkaew, P. Hirunsit, N. Chanlek, O. Utke, A. Pangon and R. Utke, *Fuel*, 2021, 288.
- 17 U. Ryu, S. Jee, P. C. Rao, J. Shin, C. Ko, M. Yoon, K. S. Park and K. M. Choi, *Coord. Chem. Rev.*, 2021, 426.
- 18 M. Witman, S. Ling, A. Gladysiak, K. C. Stylianou, B. Smit, B. Slater and M. Haranczyk, *J. Phys. Chem. C*, 2017, **121**, 1171–1181.
- 19 V. N. Emel'yanenko, M. A. Varfolomeev, S. P. Verevkin, K. Stark, K. Müller, M. Müller, A. Bösmann, P. Wasserscheid and W. Arlt, *J. Phys. Chem. C*, 2015, **119**, 26381–26389.
- 20 Y. J. Kwak, S. H. Lee and M. Y. Song, *J. Nanosci. Nanotechnol.*, 2018, **18**, 6040–6046.
- 21 M. Naseem, M. Usman and S. Lee, *Int. J. Hydrogen Energy*, 2021, **46**, 4100–4115.
- 22 M. Yang, X. Xing, T. Zhu, X. Chen, Y. Dong and H. Cheng, *J. Energy Chem.*, 2020, **41**, 115–119.
- 23 M. Niermann, A. Beckendorff, M. Kaltschmitt and K. Bonhoff, *Int. J. Hydrogen Energy*, 2019, **44**, 6631–6654.
- 24 T. Rüdte, A. Bösmann, P. Preuster, P. Wasserscheid, W. Arlt and K. Müller, *Energy Technol.*, 2018, **6**, 529–539.
- 25 P. Preuster, Q. Fang, R. Peters, R. Deja, V. N. Nguyen, L. Blum, D. Stolten and P. Wasserscheid, *Int. J. Hydrogen Energy*, 2018, **43**, 1758–1768.
- 26 P. M. Modisha, C. N. M. Ouma, R. Garidzirai, P. Wasserscheid and D. Bessarabov, *Energy Fuels*, 2019, **33**, 2778–2796.
- 27 A. N. Kalenchuk, V. I. Bogdan, S. F. Dunaev and L. M. Kustov, *Fuel Process. Technol.*, 2018, **169**, 94–100.
- 28 F. B. Juangsa, L. A. Prananto, Z. Mufrodi, A. Budiman, T. Oda and M. Aziz, *Appl. Energy*, 2018, **226**, 31–38.
- 29 J. Yan, W. Wang, L. Miao, K. Wu, G. Chen, Y. Huang and Y. Yang, *Int. J. Hydrogen Energy*, 2018, **43**, 9343–9352.
- 30 Y. Han, Z. Wang, R. Xu, W. Zhang, W. Chen, L. Zheng, J. Zhang, J. Luo, K. Wu, Y. Zhu, C. Chen, Q. Peng, Q. Liu, P. Hu, D. Wang and Y. Li, *Angew. Chem., Int. Ed. Engl.*, 2018, **57**, 11262–11266.
- 31 J. V. Pande, A. B. Bindwal, Y. B. Pakade and R. B. Biniwale, *Int. J. Hydrogen Energy*, 2018, **43**, 7411–7423.
- 32 T. Zhu, M. Yang, X. Chen, Y. Dong, Z. Zhang and H. Cheng, *J. Catal.*, 2019, **378**, 382–391.
- 33 N. Boufaden, R. Akkari, B. Pawelec, J. L. G. Fierro, M. Said Zina and A. Ghorbel, *Appl. Catal., A*, 2015, **502**, 329–339.
- 34 X. Li, Y. Tuo, H. Jiang, X. Duan, X. Yu and P. Li, *Int. J. Hydrogen Energy*, 2015, **40**, 12217–12226.
- 35 A. Nakano, S. Manabe, T. Higo, H. Seki, S. Nagatake, T. Yabe, S. Ogo, T. Nagatsuka, Y. Sugiura, H. Iki and Y. Sekine, *Appl. Catal., A*, 2017, **543**, 75–81.
- 36 M. Williams, B. Fonfe, C. Sievers, A. Abraham, J. Vanbokhoven, A. Jentys, J. Vanveen and J. Lercher, *J. Catal.*, 2007, **251**, 485–496.
- 37 B. F. M. F. Williams, A. Jentys, C. Breitkopf, J. A. R. van Veen and J. A. Lercher, *J. Phys. Chem. C*, 2010, **114**, 10.
- 38 G. P. Pez, A. R. Scott, A. C. Cooper, H. Cheng, *US Pat.*, 20040223907, 2004.
- 39 G. P. Pez, A. R. Scott, A. C. Cooper, H. Cheng, *US Pat.*, 20050002857, 2005.
- 40 P. J. Li, Y. Dong, Y. H. Ding, H. S. Zhang, M. Yang and H. S. Cheng, *Int. J. Hydrogen Energy*, 2021, **46**, 3945–3953.
- 41 J. Jung, B. S. Shin, J. W. Kang and W. S. Han, *Catalysts*, 2021, 11.
- 42 C. Li, M. Yang, Z. Liu, Z. Zhang, T. Zhu, X. Chen, Y. Dong and H. Cheng, *Catal. Sci. Technol.*, 2020, **10**, 2268–2276.
- 43 H. Yu, X. Yang, Y. Wu, Y. Guo, S. Li, W. Lin, X. Li and J. Zheng, *J. Energy Chem.*, 2020, **40**, 188–195.
- 44 B. Wang, T.-y. Chang, Z. Jiang, J.-j. Wei, Y.-h. Zhang, S. Yang and T. Fang, *Int. J. Hydrogen Energy*, 2018, **43**, 7317–7325.
- 45 C. Papp, P. Wasserscheid, J. Libuda and H.-P. Steinrueck, *Chem. Rec.*, 2014, **14**, 879–896.
- 46 B. Wang, T. Yan, T. Chang, J. Wei, Q. Zhou, S. Yang and T. Fang, *Carbon*, 2017, **122**, 9–18.
- 47 M. Yang, Y. Dong, S. Fei, H. Ke and H. Cheng, *Int. J. Hydrogen Energy*, 2014, **39**, 18976–18983.
- 48 Y. Wu, Y. Guo, H. Yu, X. Jiang, Y. Zhang, Y. Qi, K. Fu, L. Xie, G. Li, J. Zheng and X. Li, *CCS Chem.*, 2021, **3**, 974–984.
- 49 Y. Dong, M. Yang, T. Zhu, X. Chen, G. Cheng, H. Ke and H. Cheng, *ACS Appl. Energy Mater.*, 2018, **1**, 4285–4292.
- 50 K. Stark, V. N. Emel'yanenko, A. A. Zhabina, M. A. Varfolomeev, S. P. Verevkin, K. Müller and W. Arlt, *Ind. Eng. Chem. Res.*, 2015, **54**, 7953–7966.
- 51 K. Stark, P. Keil, S. Schug, K. Müller, P. Wasserscheid and W. Arlt, *J. Chem. Eng. Data*, 2016, **61**, 1441–1448.
- 52 N. Bruckner, K. Obesser, A. Bosmann, D. Teichmann, W. Arlt, J. Dungs and P. Wasserscheid, *ChemSuschem*, 2014, **7**, 229–235.
- 53 A. Leinweber and K. Müller, *Energy Technol.*, 2018, **6**, 513–520.
- 54 H. Jorschick, P. Preuster, S. Dürr, A. Seidel, K. Müller, A. Bösmann and P. Wasserscheid, *Energy Environ. Sci.*, 2017, **10**, 1652–1659.
- 55 P. Bachmann, M. Schwarz, J. Steinhauer, F. Spath, F. Dull, U. Bauer, T. N. Silva, S. Mohr, C. Hohner, M. Scheuermeyer, P. Wasserscheid, J. Libuda, H. P. Steinrueck and C. Papp, *J. Phys. Chem. C*, 2018, **122**, 4470–4479.
- 56 C. N. M. Ouma, P. M. Modisha and D. Bessarabov, *Appl. Surf. Sci.*, 2019, **471**, 1034–1040.
- 57 M. Yang, G. E. Cheng, D. D. Xie, T. Zhu, Y. Dong, H. Z. Ke and H. S. Cheng, *Int. J. Hydrogen Energy*, 2018, **43**, 8868–8876.
- 58 Y. Dong, M. Yang, L. Li, T. Zhu, X. Chen and H. Cheng, *Int. J. Hydrogen Energy*, 2019, **44**, 4919–4929.

- 59 Z. Chen, M. Yang, T. Zhu, Z. Zhang, X. Chen, Z. Liu, Y. Dong, G. Cheng and H. Cheng, *Int. J. Hydrogen Energy*, 2018, **43**, 12688–12696.
- 60 W. Z. Aditya Kulkarni and B. Torok, *Org. Lett.*, 2011, **13**, 4.
- 61 D. Clarisse, B. Fenet and F. Fache, *Org. Biomol. Chem.*, 2012, **10**, 6587–6594.
- 62 M. Y. Yuan Dong, T. Zhu, X. Chen, C. Li, H. Ke and H. Cheng, *Energy Technol.*, 2018, **6**, 5.
- 63 Y. Dong, M. Yang, Z. Yang, H. Ke and H. Cheng, *Int. J. Hydrogen Energy*, 2015, **40**, 10918–10922.
- 64 H. Bernas, N. Kumar, A. Aho, R. Leino and D. Y. Murzin, *Catal. Commun.*, 2014, **56**, 41–44.
- 65 L. Li, M. Yang, Y. Dong, P. Mei and H. Cheng, *Int. J. Hydrogen Energy*, 2016, **41**, 16129–16134.
- 66 R. Xu, S. Chakraborty, H. Yuan and W. D. Jones, *ACS Catal.*, 2015, **5**, 6350–6354.
- 67 X. F. Ye, Y. An and G. H. Xu, *J. Alloys Compd.*, 2011, **509**, 152–156.
- 68 F. Sotoodeh, L. Zhao and K. J. Smith, *Appl. Catal., A*, 2009, **362**, 155–162.