



# Effectiveness of predator satiation in masting oaks is negatively affected by conspecific density

Michał Bogdziewicz<sup>1,2</sup> · Josep M. Espelta<sup>2</sup> · Alberto Muñoz<sup>3</sup> · Jose M. Aparicio<sup>4</sup> · Raul Bonal<sup>5,6</sup>

Received: 3 January 2018 / Accepted: 13 January 2018 / Published online: 30 January 2018  
© The Author(s) 2018. This article is an open access publication

## Abstract

Variation in seed availability shapes plant communities, and is strongly affected by seed predation. In some plant species, temporal variation in seed production is especially high and synchronized over large areas, which is called ‘mast seeding’. One selective advantage of this phenomenon is predator satiation which posits that masting helps plants escape seed predation through starvation of predators in lean years, and satiation in mast years. However, even though seed predation can be predicted to have a strong spatial component and depend on plant densities, whether the effectiveness of predator satiation in masting plants changes according to the Janzen-Connell effect has been barely investigated. We studied, over an 8-year period, the seed production, the spatiotemporal patterns of weevil seed predation, and the abundance of adult weevils in a holm oak (*Quercus ilex*) population that consists of trees interspersed at patches covering a continuum of conspecific density. Isolated oaks effectively satiate predators, but this is trumped by increasing conspecific plant density. Lack of predator satiation in trees growing in dense patches was caused by re-distribution of insects among plants that likely attenuated them against food shortage in lean years, and changed the type of weevil functional response from type II in isolated trees to type III in trees growing in dense patches. This study provides the first empirical evaluation of the notion that masting and predator satiation should be more important in populations that start to dominate their communities, and is consistent with the observation that masting is less frequent and less intense in diverse forests.

**Keywords** *Curculio* · Density-dependent predation · Plant reproduction · Predator functional response · Seed predation

Communicated by Paulo Guimaraes.

**Electronic supplementary material** The online version of this article (<https://doi.org/10.1007/s00442-018-4069-7>) contains supplementary material, which is available to authorized users.

✉ Michał Bogdziewicz  
michalbogdziewicz@gmail.com

- <sup>1</sup> Department of Systematic Zoology, Faculty of Biology, Adam Mickiewicz University, Umultowska 89, 61-614 Poznań, Poland
- <sup>2</sup> CREAM, Cerdanyola del Valles, 08193 Catalonia, Spain
- <sup>3</sup> Departamento de Didáctica de la Ciencias Experimentales, Facultad de Educación, Universidad Complutense de Madrid, Madrid, Spain
- <sup>4</sup> Grupo de Investigación de la Biodiversidad Genética y Cultural, Instituto de Investigación en Recursos Cinegéticos (CSIC-UCLM-JCCM), Ciudad Real, Spain
- <sup>5</sup> Forest Research Group, INDEHESA, University of Extremadura, Plasencia, Spain
- <sup>6</sup> DITEG Research Group, University of Castilla-La Mancha, Toledo, Spain

## Introduction

In probably most plant populations, production of seeds varies widely between years (Herrera et al. 1998). Fluctuations in seed production shape plant communities through their effects on competition, population dynamics and seed predator numbers (Crawley and Long 1995; Ostfeld and Keesing 2000; Curran and Webb 2000; Wright et al. 2005; Bogdziewicz et al. 2016). In some plant species, the high annual variation in reproductive output is synchronized over large areas, which is called ‘mast seeding’ or ‘masting’ (Kelly 1994). This variation is thought to render a fitness benefit to plants through enhanced pollination efficiency (Rapp et al. 2013; Moreira et al. 2014), higher seed dispersal by animals (Vander Wall 2002; Pesendorfer et al. 2016), and satiation of seed predators (Kelly and Sork 2002; Bogdziewicz et al. 2017a). The predator satiation hypothesis (PSH) is the most supported one in this regard, and posits that masting helps plants to escape seed predation through starvation of predators in lean years, and satiation of seed predators in bumper

years, ultimately resulting in positive density dependence of seed survival (Kelly 1994; Kelly and Sork 2002; Wright et al. 2005; Pearse et al. 2016). However, besides effects mediated by temporal variability in seed production, seed predation has also a strong spatial component (Janzen 1970; Wright 2002; Comita et al. 2014). It has been long hypothesized that predator satiation effectiveness is attenuated by the focal plant density (Janzen 1971, 1978; Curran and Webb 2000; Kelly and Sork 2002; Koenig et al. 2003), but the extent to which this is true remains barely explored (but see Xiao et al. 2016).

The PSH has two components. First, satiation is represented by a predator's type II or III functional response, i.e. there is a decreasing proportion of predated seeds with increasing seed density (Kelly et al. 2000; Fletcher et al. 2010; Żywiec et al. 2013; Linhart et al. 2014; Moreira et al. 2016, 2017). In the type II functional response, the predation rate decreases with increasing seed availability (Holling 1965). In the type III, the predation rate increases up to some point, as predators switch to increasingly available prey, and the rate possibly decreases afterwards as predators become satiated (Holling 1965). The second component of predator satiation in masting is starvation of seed predators in low seed years, i.e. a numerical response that should help plants escape predation in mast years as it is easier to satiate a lower number of enemies (Silvertown 1980; Kelly and Sullivan 1997; Espelta et al. 2008; Xiao et al. 2013; Zwolak et al. 2016). Although never empirically evaluated, we argue that seed escape through predator satiation might diminish with increasing focal plant density.

The Janzen-Connell effect (JC) proposes that seed or seedling survival is negatively related to conspecific population density due to the aggregation of specialist enemies in patches with high densities of seeds or adults of their host plant species (Janzen 1970; Connell 1971; Wright 2002). The JC effect and PSH have been so far studied separately (but see Xiao et al. 2016). However, predator satiation can be disrupted if predators can move between plants and relocate predation pressure across different conspecifics within the same patch (Platt et al. 1974; Ims 1990; Wyatt and Silman 2004). In this context, the negative consequences of lean years on seed predator numbers would not be so strong, as they could always find some plants with a good seed production to feed on (Ims 1990). Therefore, we could expect the numerical component of PSH to be less efficient in dense plant patches. Furthermore, for seed predators with relatively low dispersal abilities, like numerous granivorous insects, between-tree migration is more likely in cases of more closely spaced plants than in isolated trees (Platt et al. 1974; Kelly and Sork 2002; Wright et al. 2005; Moreira et al. 2017). The functional responses of predators to prey availability are highly contingent upon predator traits, including mobility (Moreira et al. 2017). Notably, less mobile

predators (e.g. many seed-feeding insects) frequently exhibit the type II functional response, while mobile predators the type III one (Żywiec et al. 2013; Linhart et al. 2014; Moreira et al. 2017). Close proximity of trees in dense conspecific patches may allow less mobile predators to move between plants, changing the expected type of the functional response from II to III. Depending on whether or not the type III functional response includes a decrease in predation rate, this could further decrease the effectiveness of predator satiation at times of masting.

We evaluated spatiotemporal factors shaping seed predation in our study system: evergreen Mediterranean holm oak (*Quercus ilex*) that shows typical masting behaviour (Pérez-Ramos et al. 2010; Fernández-Martínez et al. 2015; Bogdziewicz et al. 2017b), interacting with seed-feeding chestnut weevil (*Curculio elephas*). We monitored acorn production and predation over 8 years (2008–2015) in 24 oak trees interspersed at patches of different conspecific density. We also monitored weevil imago abundance over corresponding six seasons (2008–2013). Chestnut weevils are specialist seed predators with low mobility (Venner et al. 2011; Pelisson et al. 2013a, b), and are the most important predators of oak holm acorns capable of destroying entire crops of individual trees (Bonal et al. 2007; Espelta et al. 2008, 2017). We evaluated the types of functional response of weevils to acorn availability, and whether these differ across focal oak density. We predicted that weevils should exhibit the type II functional response in isolated trees, due to their relatively low mobility (Moreira et al. 2017). In contrast, in trees growing in dense patches, low mobility of weevils should no longer be a constraint, allowing migration between trees and aggregation in resource-rich trees, i.e. the type III functional response. We also assessed the numerical response of imago weevils to temporal variation in acorn production in relation to oak densities, and its consequences for acorn predation. We expected that less variable food provision in trees growing in dense patches should decrease the efficiency of the numerical component of the PSH, i.e. acorn predation and weevil imago abundance should strongly depend on the size of the previous year's crop in isolated oaks.

## Materials and methods

### Study site and species

The study area is located in Huecas, Toledo Province, Central Spain (39°59'N, 4°13'W). It is dominated by extensive cropland, mainly barley (*Hordeum vulgare*) and wheat (*Triticum* spp.), with holm oaks *Quercus ilex* interspersed within the agricultural matrix (Picture 1). Some of the holm oaks are isolated, and some of them form small groups or forest



**Picture 1** Study area. Monitored holm oaks interspersed within the agricultural matrix, Huecas, Spain

stands; the mean distance among sampled trees ( $n = 24$ ) is 1907 m (range from 6 m to 4033 m) (Bonal et al. 2012; Ortego et al. 2014). The holm oak is the most widespread tree species of the Iberian Peninsula, and these fragmented populations in Central Spain are the remnants of former forests that were cleared for centuries along with agricultural development (Ortego et al. 2014). Holm oaks flower in spring and acorns grow and ripen in the same year; the acorns are dropped in autumn and winter. Crop sizes are subjected to strong inter-annual fluctuations (Espelta et al. 2008, Bogdziewicz et al. 2017b) and can be very high in certain years; a single tree may produce over 35,000 acorns (Bonal et al. 2007).

*Curculio elephas* is a specialist insect that feeds on acorns and chestnuts; in Central Spain, where there are no chestnuts, it is the main pre-dispersal predator of holm oak acorns (Bonal et al. 2007, 2012). Adult females perforate a tiny hole in the seed coat with their long rostrum and oviposit into the acorns using their oviscapit (Desouhant et al. 2000). Infested acorns are dropped prematurely and larvae grow within them feeding on the cotyledons until completing development, when they drill an exit hole through the seed coat to leave the acorn and bury themselves underground. Larvae overwinter within earth cells and may experience extended diapause: i.e. most adult weevils emerge after 1 year, but some may go through a longer diapause and spend 2 or even 3 years underground [respectively 66, 30 and 4% according to Venner et al. (2011)]. After emergence, *C. elephas* adults climb the trunk of the oak under which they emerged up to the canopy where they mate and females oviposit (Bonal et al. 2012). The focal weevil shows poor dispersal ability,

i.e. 600 m according to Pelisson et al. (2013b) and restricted gene flow after 300 m (H. Ruíz-Carbayo, unpublished data).

### Acorn crop and weevil predation

We monitored 24 randomly chosen trees from 2008 till 2015. We estimated the acorn crop of individual trees by placing seed traps (buckets of 0.12 m<sup>2</sup>) under the tree canopies. Seed traps were sampled periodically and, after the first acorns were found, traps were checked every 10 days until acorn fall ceased. The number of traps differed between trees to cover the same proportion of canopy surface for all of them (between 1.5 and 2%). We calculated tree canopy surface on the basis of three measures of the diameter of their canopy, considering trees to be roughly circular. After every sampling, we took collected acorns to the laboratory, where we classified them as ‘infested’ or ‘sound’. Acorns presenting larval exit holes were directly classified as infested, whereas those with only oviposition scars were placed in individual plastic vials to record insect emergence (Bonal and Muñoz 2009). One month after the last larva had emerged, we opened all acorns (initially classified as sound or infested) to confirm classification. Besides *Curculio* spp. weevils there are other acorn borer insects, mainly *Cydia* spp. (Lepidoptera) caterpillars, although previous studies in Central Spain have found low prevalence (below 10%) (Bonal et al. 2007) and were thus not considered in this study. We calculated the total number of grown acorns (infested plus sound ones) produced by each tree per square metre and in total (calculated as the production per square metre by the canopy surface). These acorn crop estimates are accurate, as differences

between the seed traps of each tree are very small compared with between-tree variability (Bonal et al. 2007).

### Index of weevil imago abundance

To estimate the abundance of adult weevils per tree from 2008 till 2013 we used the standard method (described in Bonal et al. 2012) of trapping adult weevils using emergence traps. Each trap consisted of a mosquito net attached to the tree trunk with an inverted cone with a closed bottle on the top. The weevils climbed up the trunk after leaving their underground cells and marched into the net, which led them directly to the top bottle, where they were trapped. The traps partially covered the tree trunk, and the number on each tree ranged from one to three (median = 2), in proportion to the tree canopy. Traps were attached to the trunk very close to the ground. This ensured that the captured adults were individuals that had pupated underground beneath the tree canopy and had climbed the tree trunk after adult emergence. Emigration from tree to tree is highly improbable, except in dense forest areas, owing to the lower dispersal ability of this species (Venner et al. 2011; Pelisson et al. 2013a, Pelisson et al. 2013b). Moreover, the potential immigrants are more likely to come from other trees by flying or marching onto the canopies in dense forests (Bonal et al. 2012, 2015). Notice that this method provides an estimate of the population size of adult weevils but it cannot be considered an exhaustive census, as the traps only partially covered the tree trunk. In fact, our aim was not to trap all weevils, as we wanted most of the weevils to climb up to the tree canopy so as not to interfere with the infestation rates.

### Measures of connectivity

In the analyses, we used the connectivity index (Puerta-Pinero et al. 2012; Ruiz-Carbayo et al. 2017) as an index of spatial distribution of trees within the landscape. This index measures within one value the connectivity of a focal tree with the rest of the surrounding conspecifics, encompassing both density of plants and spatial patterns of plant location in the landscape (Hanski 1999; Puerta-Pinero et al. 2012). We geolocated the study oaks in the field using a global positioning system, georeferenced all holm oak trees in the study area, and used orthoimages to determine tree crown perimeters and then the tree crown area for selected oaks, using Miramon geographic information system tools (Ruiz-Carbayo et al. 2017). We estimated the connectivity for each study tree ( $C_i$ ) using a modification of Hanski's connectivity index (Hanski 1999):  $C_i = \sum (I_j \times e^{-d_{i,j}})$ , where  $I_j$  corresponds to pixels of holm oak tree or patch different from those of the study tree  $i$ , and  $d_{i,j}$  to its distance to the edge of the study tree.

### Data analysis

All the analyses were done at the individual-tree level. All sampled trees in the population were categorized based on their connectivity values. The categorization was based on the dispersal abilities reported for *C. elephas* (600 m) (Pelisson et al. 2013b). In the 'isolated' category, trees were spaced at almost three times the dispersal distance of 600 m (mean 1726 m), while trees in dense patches were spaced at one-third that dispersal distance (mean 220 m). The average connectivity in the isolated category equalled 63.48 (range 7–164,  $n = 15$  trees), and in dense patches 641 (453–803,  $n = 9$  trees). We used oak patch density as a categorical (isolated trees vs. trees growing in dense oak patches) instead of a continuous variable, in order to aid interpretation. Nonetheless, the results were qualitatively the same using either categorical or continuous conspecific connectivity as an independent variable, and the latter analysis is presented in the Online Supplement (Table S1).

We calculated masting metrics for the acorn production dataset, which included average seed production, population-level ( $CV_p$ ) and individual-level ( $CV_i$ ) coefficients of variation ( $SD/\text{mean}$ ), and synchrony of seed production among trees (mean Pearson cross-correlation) (Koenig et al. 2003; Crone et al. 2011). We calculated  $CV_p$  based on annual means (across trees). We calculated the metrics for the general population, as well as for isolated and dense patches separately. We also calculated mean index of weevil imago abundance per tree, and mean index of imago weevil abundance per tree in relation to acorn availability (no. of weevils per acorn).

We assessed the functional response of weevil seed predation to acorn abundance, and whether this differed among trees growing in patches with different oak densities (isolated vs. dense), using generalised linear mixed models (GLMMs) implemented via the glmmADMB package in R (Fournier et al. 2012). We used tree identifier (ID) as a random effect, a binomial family error term, and logit link. We did not include year as a random effect as it would have restricted the assessment of the functional response to variation in available acorns within each year, while the among-year variation is relevant for the PSH in masting (Fletcher et al. 2010). We used acorn predation rate by weevils at tree-level as binomial response, and constructed candidate models that included different combinations of the linear and quadratic term of acorn crop, and their interaction with oak density category as fixed effects. The type I functional response is described by non-significant linear and quadratic coefficients of acorn abundance, the type II response is indicated by a significant negative linear coefficient, and the type III response is indicated by a significant positive linear coefficient and a negative quadratic coefficient.

Next, we modelled the tree-level predation rate on the number of imago trapped at each particular tree. This was done in order to test whether the differences in the functional response of weevils to acorn abundance in isolated trees vs. those growing in dense areas arise as a consequence of imago weevil migration between trees in the latter. Here, we constructed similar binomial GLMMs as above, but we included log-transformed mean index imago number emerged under the tree in a particular year, stand density category, and interaction term as fixed effects. If the level of migration between trees differs among trees growing in different densities, e.g. is higher in trees growing in dense patches, we expected no relationship between the index of imago abundance emerged under a tree and predation rate in trees growing in dense stands. In contrast, in isolated trees the migration should be virtually non-existent [according to the mean distance among trees and the dispersal distance for *C. elephas* (Pelisson et al. 2013a, b)]. Thus, the seed predation rate should be linked to the abundance of imago emerged under the tree.

We assessed whether patch density affects the numerical component of the PSH using two analyses. In the first, we modelled whether individual-tree level acorn predation rate is affected by the number of acorns produced by the tree in the last 2 years. Here, we constructed similar binomial GLMMs as above, but included summed acorn production in the last 2 years, stand density category, and interaction term as response variables. We included summed number of acorns in the previous 2 years to account for the variable diapause abilities of *C. elephas* (Venner et al. 2011) that comprise over 90% of the weevil population in our study area (Bonal et al. 2015). Models that included only crop of the previous year failed to predict imago abundance (Online Supplement, Fig. 1S). In the next test, we used the number of imago weevil trapped at a particular tree as the response, and log-transformed overall acorn crop size of the tree in the previous 2 years, patch type category, and the interaction term as fixed effects. Here, we used zero-inflated, negative binomial, GLMMs with tree ID and year as random effects. In this analysis, year was included as a random effect to account for the effects of environmental stochasticity on weevil populations (Bonal et al. 2015; Espelta et al. 2017). We used a negative binomial, rather than Poisson models, as the former fitted the data better [comparison of full models, difference in Akaike information criterion adjusted for small sample sizes ( $\Delta\text{AICc}$ ) > 50]. We used number of traps attached per tree as an offset.

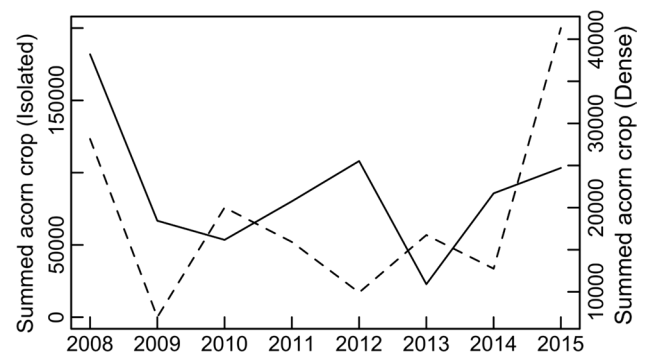
We followed an information-theoretic approach to identify the most parsimonious models for each analysis (Burnham and Anderson 2002). In each analysis, we constructed sets of models based on the full model, and compared models within a given set based on their values of AICc. The model with the lowest AICc within the set was considered

the best, given the data (Burnham and Anderson 2002), but we discarded models with uninformative parameters that were more complex versions of a competitive model with fewer parameters whose  $\Delta\text{AICc} < 2$  (Arnold 2010). In all the top models, we checked for the spatial autocorrelation of residuals by plotting them against geographical coordinates, and by drawing variograms. No spatial autocorrelation was detected in either model. Detailed information on the sample size used in each analysis is provided in the figure captions.

## Results

Holm oaks at our study site showed relatively low population-level variation, and moderate individual-level variation in seed production (Fig. 1; Table 1). The mean crop size was twice as high in trees growing in isolation as in trees growing in high density patches. The index of imago abundance was similar in both density categories, but imago weevil abundance relative to acorn availability was twice as high in dense patches (Table 1).

The top model assessing the functional response of weevil predation rate to acorn availability included interaction terms between crop size and stand density category, and between quadratic term of crop size and stand density category (Table 2A). The model revealed a negative linear relationship ( $z = -12.54$ ,  $p < 0.001$ ), and a positive quadratic ( $z = 9.90$ ,  $p < 0.001$ ) relationship between crop size and predation rate in isolated trees (Fig. 2a). The non-linear decrease in predation rate with increasing crop size implies a type II functional response in isolated stands (Fig. 2). In contrast, in trees growing in dense patches, the linear coefficient was positive ( $z = 4.62$ ,  $p < 0.001$ ), while the quadratic term was negative ( $z = -3.01$ ,  $p = 0.002$ ), indicating a type III functional response. However, predation only increased up to a certain level, but did not start to decrease, indicating



**Fig. 1** Summed yearly acorn production of holm oaks. *Solid line* represents patterns of seed production of all trees classified as isolated, while *dashed line* represents all trees classified as growing in dense patches. Note the different scales

**Table 1** Masting metrics for holm oak (*Quercus ilex*) population, and weevil (*Curculio elephas*) abundance at our study site; SDs are given in parentheses

	Isolated	Dense	General population
Population-level coefficient of variation	0.55	0.49	0.43
Individual-level coefficient of variation	1.00 (0.28)	0.91 (0.36)	0.96 (0.31)
Synchrony ( $r$ )	0.14 (0.36)	0.37 (0.29)	0.13 (0.37)
Mean crop per tree	5850 (6501)	2108 (1206)	4447 (5446)
Mean index of weevil imago abundance per tree	1.37 (2.30)	1.52 (1.80)	1.43 (2.08)
Mean index of weevil imago per acorn	$119 \times 10^{-5}$	$278 \times 10^{-5}$	$138 \times 10^{-5}$

**Table 2** Model selection table

Model	$df$	Log likelihood	AIC	$\Delta AICc$	$w_i$
(A) Functional response of weevil predation to acorn abundance in relation to oak density					
Crop size $\times$ stand density + (crop size) <sup>2</sup> $\times$ stand density	7	− 1363.4	2741.5	0	1
Crop size $\times$ stand density	5	− 1418.0	2846.4	104.91	0
Crop size + stand density	4	− 1447.1	2902.5	160.99	0
Crop size	3	− 1449.6	2902.5	164.01	0
Stand density	3	− 1498.2	3002.7	261.21	0
Null model (intercept only)	2	− 1503.7	3011.6	270.16	0
(B) Relationship between acorn predation rate and number of imago emerged from under a tree in relation to oak patch density					
Log-imago abundance $\times$ stand density	5	− 807.5	1625.4	0	0.97
Log-imago abundance + stand density	4	− 812.2	1632.8	7.28	0.03
Stand density	3	− 822.7	1651.7	26.15	0
Null model (intercept only)	2	− 825.7	1655.6	30.09	0
(C) Relationship between acorn predation rate and summed crop of 2 previous years in relation to oak patch density					
Crop size $\times$ stand density	5	− 1055.9	2122.4	0	0.77
Crop size + stand density	4	− 1058.3	2124.9	2.52	0.22
Crop size	3	− 1062.6	2131.6	9.18	0.01
Stand density	3	− 1129.8	2265.8	143.46	0
Null model (intercept only)	2	− 1132.2	2268.6	146.17	0
(D) Relationship between imago abundance and summed crop of 2 previous years in relation to oak patch density					
Crop size $\times$ stand density	8	− 188.2	394.3	0	0.98
Crop size + stand density	7	− 193.6	402.8	8.48	0.02
Crop size	6	− 195.9	404.9	10.61	0
Null model (intercept only)	5	− 199.3	409.4	15.17	0
Stand density	6	− 198.6	410.3	16.00	0

In the presented models oak density is included as a categorical variable (isolated vs. dense patches) to enhance interpretation and visualisation of the results. The results are qualitatively the same if density is used as a continuous variable (see Online Supplement 1, Table S1). Models are ranked according to Akaike's information criterion adjusted for small sample size ( $AICc$ )

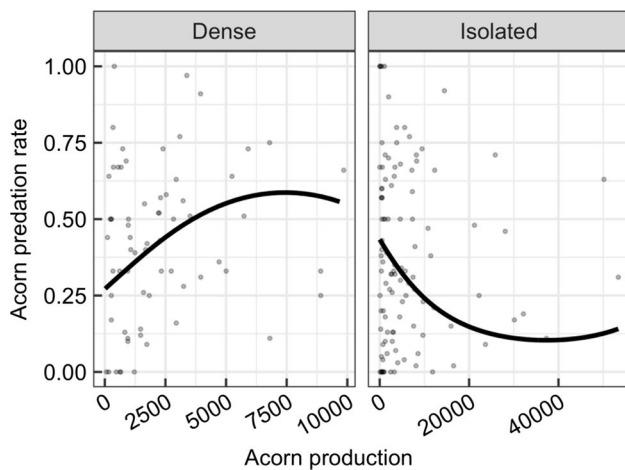
$\Delta AICc$   $AICc_i$ -minimum  $AICc$ ,  $w_i$  model weight, *times symbol* interaction term

lower effectiveness of predator satiation in these patches (Fig. 2b).

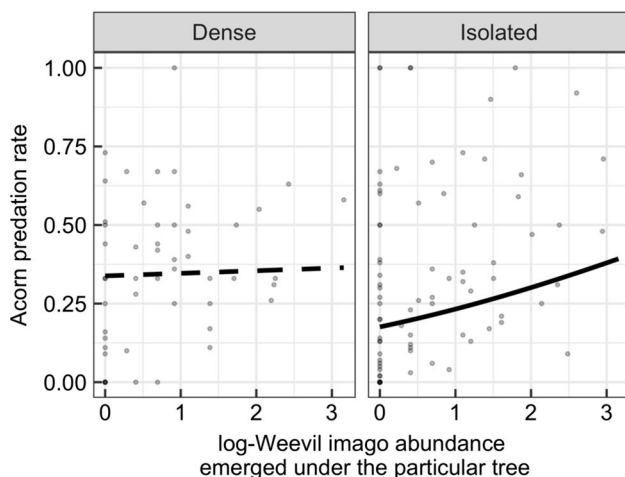
The top model describing the relationship between predation rate and number of emerged weevil imago under a particular tree in the same year, included the interaction term between imago abundance and stand density category (Table 2B). The predation rate was positively related to

imago abundance in isolated trees ( $z = 5.56$ ,  $p < 0.001$ ; Fig. 3), but this was not the case in trees in dense patches ( $z = 0.45$ ,  $p = 0.65$ ; Fig. 3).

In models relating predation rate to summed acorn crop in the last 2 years, the top model included the interaction term between acorn crop size and stand density category (Table 2C). The model revealed dependence of predation



**Fig. 2** Relationship between tree-level acorn production and tree-level predation rate in dense and isolated patches of holm oak. Dots represent data points, i.e. tree by year observations,  $n = 67$  for dense,  $n = 109$  for isolated patches (some trees failed to produce acorns in some years, which precluded calculating predation rate). Trend lines are based on a generalised linear mixed model (GLMM) fitted to the data (see “Materials and methods” section for details)



**Fig. 3** Relationship between the index of number of imagos emerged under trees in a particular year and acorn predation rate of the same trees in dense and isolated patches. Dots represent data points, i.e. tree by year observations,  $n = 50$  for dense and  $n = 83$  for isolated trees (some trees failed to produce acorns in some years, and imago abundance was monitored for 2 fewer years than for acorn production, see “Materials and methods” section for details). Trend lines are based on GLMM fitted to the data (see “Materials and methods” section for details). Dashed line shows a non-significant relationship

rate on summed acorn crop in the previous 2 years in isolated trees ( $z = 11.50$ ,  $p < 0.001$ ; Fig. 4a), but not in trees in dense patches ( $z = -0.23$ ,  $p = 0.83$ ). Similarly, the top model describing the relationship between the index of the imago abundance and summed crop of the 2 previous years included the interaction between crop size and stand density

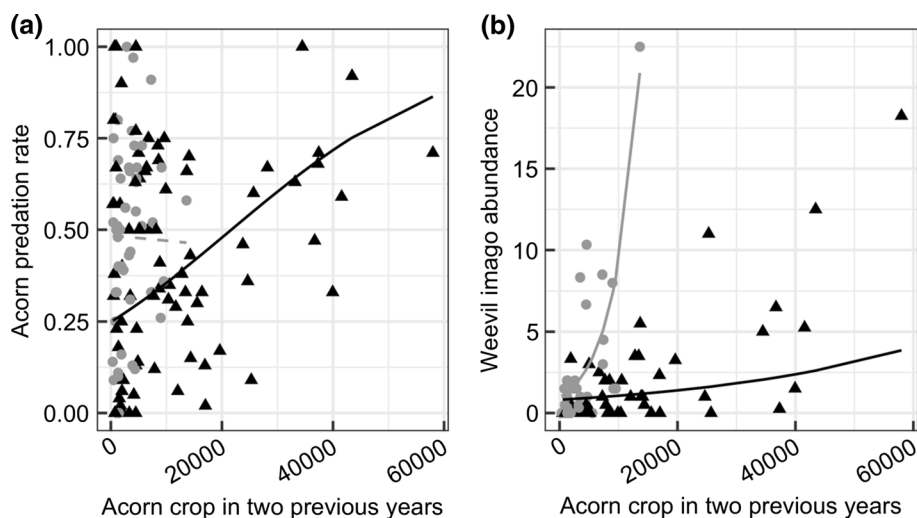
category (Table 2D). Here, the effect of crop size was positive in both density categories (trees in dense patches,  $z = 4.05$ ,  $p < 0.001$ ; isolated trees,  $z = 2.62$ ,  $p = 0.008$ ), although the slope was higher for trees growing in dense patches ( $z = 3.44$ ,  $p < 0.001$ ; Fig. 4b). Note, however, that the interaction was not significant when oak connectivity (index of spatial distribution of trees within the landscape) was included as a continuous variable (cf. Table S1).

Generally, predation rate was higher in trees growing in dense oak stands than in isolated trees (mean %  $\pm$  SD, isolated,  $0.38 \pm 0.28$ ; dense,  $0.42 \pm 0.25$ ;  $z = 4.07$ ,  $p = 0.021$ ), while weevil imago abundance was similar across densities ( $z = 0.29$ ,  $p = 0.76$ ; Table 1).

## Discussion

Both temporal (PSH) and spatial (JC effect) variation in seed production shaped pre-dispersal seed predation in masting trees, i.e. the effectiveness of predator satiation was strongly dependent on the density of focal trees. In isolated tree patches, the type II functional response indicated the satiation effect. In contrast, the close proximity of oaks in dense patches allowed migration of weevils between trees, which changed the functional response of weevils from type II to type III. As a consequence, the proportion of destroyed acorns did not decrease at any level of acorn production, indicating a lowered effectiveness of predator satiation. Furthermore, the effectiveness of the numerical component of the PSH (i.e. the starvation effect of lean years) was also constrained, as indicated by the lack of a relationship between acorn predation and the previous year’s crop size in dense oak patches.

Higher imago abundance following years of higher acorn crop production across all oak densities suggests that weevil population dynamics depend on food (i.e. seed) availability. Yet, the fact that summed crop size in the previous years did not affect seed predation rate in trees growing in dense forest (Fig. 4a) suggests a lack of a starvation effect of predator satiation in these conditions, likely due to two mechanisms. First, microclimate conditions in such habitats compared to those of isolated trees might decrease larval vulnerability to fungal attack or buffer them against summer drought (Menu and Desouhant 2002; Bonal et al. 2015). Second, oaks growing in close proximity allow the relocation of weevils between trees (Fig. 3), which likely adds to the strength of the dependence of imago numbers on the last year’s crop, by increasing the average survival of weevil cohorts (Fig. 4b). In other words, in dense oak patches weevil population decrease in lean years is attenuated by the presence of nearby trees, that are not synchronized with the rest of the population. Therefore, insect abundance is similar across densities, despite twice as low mean acorn availability



**Fig. 4** Relationship between tree-level summed acorn production in the 2 previous years and **a** tree-level acorn predation rate, and **b** weevil imago abundance per tree in dense (grey circles) and isolated (black triangles) patches. Dots represent data points, i.e. tree by year observations,  $n = 36$  for dense and  $n = 60$  for isolated trees (this analysis required aligning years, thus it was based on data of 2

fewer years). Trend lines are based on GLMM fitted to the data (see “Materials and methods” for details). In **b** the prediction is given per two weevil traps, and dots are the average number of weevil imagos trapped per tree in each year. Dashed line shows a non-significant relationship

in dense patches (Table 1). Finally, there is no link between past crop size and acorn predation in oak trees growing in dense patches, due to both numerical and behavioural responses of weevils to higher densities of acorns and oaks.

Despite the fact that effectiveness of predator satiation has long been recognized to potentially depend on dominance or density of focal plants, and has been invoked as an important factor driving the emergence of masting across biomes (Janzen 1971, 1978; Kelly and Sork 2002; Koenig et al. 2003), this notion lacked empirical support. Our work supports the notion that the effectiveness of predation escape decreases with increasing focal plant density, indicating that the intensity of masting should be a function of species dominance or local density attenuated by predator mobility (Ims 1990; Curran and Leighton 2000; Kelly and Sork 2002). It also disproves the notion that relatively immobile, specialist insect seed predators would select for high seeding variability but not synchrony, by showing that synchrony likely matters even for relatively immobile insects like *C. elephas* (Kelly 1994; Kelly and Sork 2002; Koenig et al. 2003). Generally, we would expect species that dominate their communities to show strong masting (as indicated by a high  $CV_i$  and high synchrony, and thus a high  $CV_p$ ), to overcome seed-stage JC effects, and prevent insect re-distribution over proximate conspecifics, that can buffer them against fluctuations in food availability. In contrast, high synchrony and variability should be less important for more interspersed plants, because the negative effects of masting on pre-dispersal seed-feeding insects are stronger the higher the spatial isolation of the tree. Generally, this provides

empirical support for the notion that masting and predator satiation should be more important among tree populations that start to dominate their communities or form a continuous forest mass (Kelly et al. 2000; Kelly and Sork 2002), and is consistent with the observation that masting is less frequent and less intense in highly diverse tropical forests (Kelly and Sork 2002; Wright et al. 2005).

Trees growing in denser conspecific patches suffered a higher predation rate, supporting the JC effect at the pre-dispersal stage in our system. On the one hand, the negative density-dependent recruitment is stronger at the seed-to-seedling and the seedling stage than at the seed stage (Comita et al. 2014), which will likely further reduce the regeneration of oaks in dense stands. On the other hand, in masting species, such as oaks, large fruit sets of multiple individuals at one patch can attract seed dispersers (Vander Wall 2001; Gómez 2003; Pesendorfer and Koenig 2016), thus increasing their recruitment likelihood (Herrera et al. 1994; Jansen et al. 2004; Zwolak and Crone 2012; Pesendorfer et al. 2016). Furthermore, in Mediterranean ecosystems, regeneration is strongly shaped by water availability, and older individuals can provide protection from drought (Espelta et al. 1995; Gomez-Aparicio et al. 2008). Therefore, the negative density dependence of predation rate at the pre-dispersal stage could be potentially offset by positive effects at later life stages (Kuijper et al. 2010). Studies examining density dependence at multiple plant life stages will provide important insights into this issue.

To conclude, we found that predator satiation in holm oaks is trumped at high conspecific densities. Up until now,



temporal and spatial factors shaping seed predation have been mainly studied separately (Kelly and Sullivan 1997; Yamazaki et al. 2009; Visser et al. 2011; Linhart et al. 2014; Bell and Clark 2016). Our study shows that these processes interact and, depending on the local density of the focal plant, positive or negative density-dependent predation might apply. Therefore, incorporating focal plant density into models could possibly solve the apparently conflicting results in studies of PSH in different plant species, or within the same species across sites (Crone and Lesica 2004; Klinger and Rejmánek 2009; Bell and Clark 2016). Similarly, the lack of negative density dependence in recruitment found in some studies on the JC effect conducted on masting plants (Comita et al. 2014) could be due to the large temporal variation in seed production that may offset the JC effect in some, but not all, years. Finally, the strong influence of plant density on predator satiation effectiveness indicates that community-dominating plants should show high masting intensity, empirically confirming the mechanism often implied to be responsible for the observed variation in masting metrics both within and between species.

**Acknowledgements** We thank Xoaquín Moreira and an anonymous reviewer for critical assessment of our article. M. B. was supported by (Polish) National Science Foundation grants no. Preludium 2015/17/N/NZ8/01565, and Etiuda no. 2015/16/T/NZ8/00018, and by the Foundation for Polish Science Start Scholarship. R. B. was funded by a contract of the Atracción de Talento Investigador Programme (Gobierno de Extremadura TA13032). This work was financed by the PIIIC09-0256-9052 and PPII-2014-01-P projects of the Junta de Comunidades de Castilla-La Mancha/European Social Fund, AGL2014-54739-R from the Spanish Ministry of Economy and Competitiveness and the European Regional Development Fund (FEDER) and the project BEEMED (SGR913) (Generalitat de Catalunya). Marisa Hernández helped with the fieldwork. We are indebted to the local authorities and landowners of Huecas (province of Toledo) for allowing us to work on their properties. The data presented is deposited at Open Science Framework repository (<https://doi.org/10.17605/OSF.IO/X67H9>).

**Author contribution statement** M. B., J. M. E. and R. B. conceived and designed the experiments. R. B., A. M., J. M. A. and J. M. E. gathered the data. M. B. analysed the data. M. B., J. M. E. and R. B. wrote the manuscript; other authors provided editorial advice.

## Compliance with ethical standards

**Conflict of interest** The authors declare that they have no conflict of interest.

**Open Access** This article is distributed under the terms of the Creative Commons Attribution 4.0 International License (<http://creativecommons.org/licenses/by/4.0/>), which permits unrestricted use, distribution, and reproduction in any medium, provided you give appropriate credit to the original author(s) and the source, provide a link to the Creative Commons license, and indicate if changes were made.

## References

- Arnold TW (2010) Uninformative parameters and model selection using Akaike's information criterion. *J Wild Manage* 74:1175–1178
- Bell DM, Clark JS (2016) Seed predation and climate impacts on reproductive variation in temperate forests of the southeastern USA. *Oecologia* 180:1223–1234
- Bogdziewicz M, Zwolak R, Crone EE (2016) How do vertebrates respond to mast seeding? *Oikos* 125:300–307
- Bogdziewicz M, Crone EE, Steele MA, Zwolak R (2017a) Effects of nitrogen deposition on reproduction in a masting tree: benefits of higher seed production are trumped by negative biotic interactions. *J Ecol* 105:310–320
- Bogdziewicz M, Fernández-Martínez M, Bonal R, Belmonte J, Espelta JM (2017b) The Moran effect and environmental vetoes: phenological synchrony and drought drive seed production in a Mediterranean oak. *Proc R Soc Lond B*. <https://doi.org/10.1098/rspb.2017.1784>
- Bonal R, Muñoz A (2009) Seed weevils living on the edge: pressures and conflicts over body size in the endoparasitic *Curculio* larvae. *Ecol Entomol* 34:304–309
- Bonal R, Muñoz A, Díaz M (2007) Satiation of predispersal seed predators: the importance of considering both plant and seed levels. *Evol Ecol* 21:367–380
- Bonal R, Hernandez M, Ortego J, Muñoz A, Espelta JM (2012) Positive cascade effects of forest fragmentation on acorn weevils mediated by seed size enlargement. *Insect Conserv Div* 5:381–388
- Bonal R, Hernandez M, Espelta JM, Muñoz A, Aparicio JM (2015) Unexpected consequences of a drier world: evidence that delay in late summer rains biases the population sex ratio of an insect. *R Soc Open Sci* 2:50198
- Burnham KP, Anderson DR (2002) Model selection and multimodel inference: a practical information-theoretic approach. Springer, Heidelberg Berlin New York
- Comita LS, Queenborough SA, Murphy SJ, Eck JL, Xu K, Krishnadas M, Beckman N, Zhu Y (2014) Testing predictions of the Janzen–Connell hypothesis: a meta-analysis of experimental evidence for distance- and density-dependent seed and seedling survival. *J Ecol* 102:845–856
- Connell JH (1971) On the role of natural enemies in preventing competitive exclusion in some marine animals and in rain forest trees. In: Den Boer PJ, Gradwell GR (eds) Dynamics of populations. Centre for Agricultural Publishing and Documentation, Wageningen
- Crawley M, Long C (1995) Alternate bearing, predator satiation and seedling recruitment in *Quercus robur* L. *J Ecol* 83:683–696
- Crone EE, Lesica P (2004) Causes of synchronous flowering in *Astragalus scaphoides*, an iteroparous perennial plant. *Ecology* 85:1944–1954
- Crone EE, McIntire EJ, Brodie J (2011) What defines mast seeding? Spatio-temporal patterns of cone production by whitebark pine. *J Ecol* 99:438–444
- Curran L, Leighton M (2000) Vertebrate responses to spatiotemporal variation in seed production of mast-fruiting Dipterocarpaceae. *Ecol Monogr* 70:101–128
- Curran LM, Webb CO (2000) Experimental tests of the spatiotemporal scale of seed predation in mast-fruiting Dipterocarpaceae. *Ecol Monogr* 70:129–148
- Desouhant E, Debouzie D, Ploye H, Menu F (2000) Clutch size manipulations in the chestnut weevil, *Curculio elephas*: fitness of oviposition strategies. *Oecologia* 122:493–499

- Espelta JM, Riba M, Retana J (1995) Patterns of seedling recruitment in west-Mediterranean *Quercus-Ilex* forests influenced by canopy development. *J Vege Sci* 6:465–472
- Espelta JM, Cortés P, Molowny-Horas R, Sánchez-Humanes B, Retana J (2008) Masting mediated by summer drought reduces acorn predation in Mediterranean oak forests. *Ecology* 89:805–817
- Espelta JM, Arias-LeClaire H, Fernández-Martínez M, Doblas-Miranda E, Muñoz A, Bonal R (2017) Beyond predator satiation: masting but also the effects of rainfall stochasticity on weevils drive acorn predation. *Ecosphere* 8:e01836
- Fernández-Martínez M, Garbulsky M, Peñuelas J, Peguero G, Espelta JM (2015) Temporal trends in the enhanced vegetation index and spring weather predict seed production in Mediterranean oaks. *Plant Ecol* 216:1061–1072
- Fletcher QE, Boutin S, Lane JE, LaMontagne JM, McAdam AG, Krebs CJ, Humphries MM (2010) The functional response of a hoarding seed predator to mast seeding. *Ecology* 91:2673–2683
- Fournier DA, Skaug HJ, Ancheta J, Ianelli J, Magnusson A, Maunders MN, Nielsen A, Sibert J (2012) AD Model Builder: using automatic differentiation for statistical inference of highly parameterized complex nonlinear models. *Optim Methods Softw* 27:233–249
- Gómez JM (2003) Spatial patterns in long-distance dispersal of *Quercus ilex* acorns by jays in a heterogeneous landscape. *Ecography* 26:573–584
- Gomez-Aparicio L, Zamora R, Castro J, Hódar JA (2008) Facilitation of tree saplings by nurse plants: microhabitat amelioration or protection against herbivores? *J Veg Sci* 19:161–172
- Hanski I (1999) *Metapopulation ecology*. Oxford University Press, Oxford
- Herrera CM, Jordano P, Lopez-Soria L, Amat JA (1994) Recruitment of a mast-fruiting, bird-dispersed tree: bridging frugivore activity and seedling establishment. *Ecol Monogr* 64:315–344
- Herrera CM, Jordano P, Guitián J, Traveset A (1998) Annual variability in seed production by woody plants and the masting concept: reassessment of principles and relationship to pollination and seed dispersal. *Am Nat* 152:576–594
- Holling CS (1965) The functional response of predators to prey density and its role in mimicry and population regulation. *Mem Entomol Soc Can* 97:5–60
- Ims RA (1990) The ecology and evolution of reproductive synchrony. *Trends Ecol Evol* 5:135–140
- Jansen PA, Bongers F, Hemerik L (2004) Seed mass and mast seeding enhance dispersal by a Neotropical scatter-hoarding rodent. *Ecol Monogr* 74:569–589
- Janzen DH (1970) Herbivores and the number of tree species in tropical forests. *Am Nat* 104:501–528
- Janzen DH (1971) Seed predation by animals. *Annu Rev Ecol Syst* 2:465–492
- Janzen DH (1978) Seeding patterns in tropical trees. In: Tomlinson PB, Zimmerman MH (eds) *Tropical trees as living systems*. Cambridge University Press, Cambridge, pp 83–128
- Kelly D (1994) The evolutionary ecology of mast seeding. *Trends Ecol Evol* 9:465–470
- Kelly D, Sork VL (2002) Mast seeding in perennial plants: why, how, where? *Annu Rev Ecol Syst* 33:427–447
- Kelly D, Sullivan JJ (1997) Quantifying the benefits of mast seeding on predator satiation and wind pollination in *Chionochloa pallens* (Poaceae). *Oikos* 78:143–150
- Kelly D, Harrison AL, Lee WG, Payton IJ, Wilson PR, Schaubert EM (2000) Predator satiation and extreme mast seeding in 11 species of *Chionochloa* (Poaceae). *Oikos* 90:477–488
- Klinger R, Rejmánek M (2009) The numerical and functional responses of a granivorous rodent and the fate of Neotropical tree seeds. *Ecology* 90:1549–1563
- Koenig WD, Kelly D, Sork VL, Duncan RP, Elkinton JS, Peltonen MS, Westfall RD (2003) Dissecting components of population-level variation in seed production and the evolution of masting behavior. *Oikos* 102:581–591
- Kuijper DPJ, Cromsigt J, Jędrzejewska B, Miscicki S, Churski M, Jędrzejewski W, Kwezclich I (2010) Bottom-up versus top-down control of tree regeneration in the Białowieża Primeval Forest. *Pol J Ecol* 98:888–899
- Linhart YB, Moreira X, Snyder MA, Mooney KA (2014) Variability in seed cone production and functional response of seed predators to seed cone availability: support for the predator satiation hypothesis. *J Ecol* 102:576–583
- Menu F, Desouhant E (2002) Bet-hedging for variability in life cycle duration: bigger and later-emerging chestnut weevils have increased probability of a prolonged diapause. *Oecologia* 132:167–174
- Moreira X, Abdala-Roberts L, Linhart YB, Mooney KA (2014) Masting promotes individual- and population-level reproduction by increasing pollination efficiency. *Ecology* 95:801–807
- Moreira X, Abdala-Roberts L, Zas R, Merlo E, Lombardero MJ, Sampedro L, Mooney KA (2016) Masting behaviour in a Mediterranean pine tree alters seed predator selection on reproductive output. *Plant Biol* 18:973–980
- Moreira X, Pérez-Ramos IM, Abdala-Roberts L, Mooney KA (2017) Functional responses of contrasting seed predator guilds to masting in two Mediterranean oak species. *Oikos* 126:1042–1050
- Ortego J, Bonal R, Muñoz A, Aparicio JM (2014) Extensive pollen immigration and no evidence of disrupted mating patterns or reproduction in a highly fragmented holm oak stand. *J Plant Ecol* 7:384–395
- Ostfeld RS, Keesing F (2000) Pulsed resources and community dynamics of consumers in terrestrial ecosystems. *Trends Ecol Evol* 15:232–237
- Pearse IS, Koenig WD, Kelly D (2016) Mechanisms of mast seeding: resources, weather, cues, and selection. *New Phytol* 212:546–562
- Pelisson PF, Bel-Venner MC, Giron D, Menu F, Venner S (2013a) From income to capital breeding: when diversified strategies sustain species coexistence. *Plos One* 8:e76086. <https://doi.org/10.1371/journal.pone.0076086>
- Pelisson PF, Bernstein C, Francois D, Menu F, Venner S (2013b) Dispersal and dormancy strategies among insect species competing for a pulsed resource. *Ecol Entomol* 38:470–477
- Pérez-Ramos IM, Ourcival JM, Limousin JM, Rambal S (2010) Mast seeding under increasing drought: results from a long-term data set and from a rainfall exclusion experiment. *Ecology* 91:3057–3068
- Pesendorfer MB, Koenig WD (2016) The effect of within-year variation in acorn crop size on seed harvesting by avian hoarders. *Oecologia* 181:97–106
- Pesendorfer MB, Sillett TS, Koenig WD, Morrison SA (2016) Scatter-hoarding corvids as seed dispersers for oaks and pines: a review of a widely distributed mutualism and its utility to habitat restoration. *Condor* 118:215–237
- Platt WJ, Hill GR, Clark S (1974) Seed production in a prairie legume—(*Astragalus canadensis*)—interactions between pollination, predispersal seed predation, and plant density. *Oecologia* 17:55–63
- Puerta-Pinero C, Pino J, Gomez JM (2012) Direct and indirect landscape effects on *Quercus ilex* regeneration in heterogeneous environments. *Oecologia* 170:1009–1020
- Rapp JM, McIntire EJ, Crone EE (2013) Sex allocation, pollen limitation and masting in whitebark pine. *J Ecol* 101:1345–1352
- Ruiz-Carbayo H, Bonal R, Espelta JM, Hernandez M, Pino J (2017) Community assembly in time and space: the case of Lepidoptera

- in a *Quercus ilex* L. savannah-like landscape. *Insect Conserv Diver* 10:21–31
- Silvertown JW (1980) The evolutionary ecology of mast seeding in trees. *Biol J Linn Soc* 14:235–250
- Vander Wall SB (2001) The evolutionary ecology of nut dispersal. *Bot Rev* 67:74–117
- Vander Wall SB (2002) Masting in animal-dispersed pines facilitates seed dispersal. *Ecology* 83(12):3508–3516
- Venner S, Péllisson PF, Bel-Venner MC, Débias F, Rajon E, Menu F (2011) Coexistence of insect species competing for a pulsed resource: toward a unified theory of biodiversity in fluctuating environments. *PLoS ONE* 6:e18039. <https://doi.org/10.1371/journal.pone.0018039>
- Visser MD, Muller-Landau HC, Wright SJ, Rutten G, Jansen PA (2011) Tri-trophic interactions affect density dependence of seed fate in a tropical forest palm. *Ecol Lett* 14:1093–1100
- Wright SJ (2002) Plant diversity in tropical forests: a review of mechanisms of species coexistence. *Oecologia* 130:1–14
- Wright SJ, Muller-Landau HC, Calderon O, Hernandez A (2005) Annual and spatial variation in seedfall and seedling recruitment in a Neotropical forest. *Ecology* 86:848–860
- Wyatt JL, Silman MR (2004) Distance-dependence in two Amazonian palms: effects of spatial and temporal variation in seed predator communities. *Oecologia* 140:26–35
- Xiao Z, Zhang Z, Krebs CJ (2013) Long-term seed survival and dispersal dynamics in a rodent-dispersed tree: testing the predator satiation hypothesis and the predator dispersal hypothesis. *J Ecol* 101:1256–1264
- Xiao Z, Mi X, Holyoak M, Xie W, Cao K, Yang X, Huang X, Krebs CJ (2016) Seed–predator satiation and Janzen–Connell effects vary with spatial scales for seed-feeding insects. *Ann Bot* 119:109–116
- Yamazaki M, Iwamoto S, Seiwa K (2009) Distance- and density-dependent seedling mortality caused by several diseases in eight tree species co-occurring in a temperate forest. *Plant Ecol* 201:181–196
- Zwolak R, Crone EE (2012) Quantifying the outcome of plant–granivore interactions. *Oikos* 121:20–27
- Zwolak R, Bogdziewicz M, Wrobel A, Crone EE (2016) Advantages of masting in European beech: timing of granivore satiation and benefits of seed caching support the predator dispersal hypothesis. *Oecologia* 180:749–758
- Żywiec M, Holeksa J, Ledwoń M, Seget P (2013) Reproductive success of individuals with different fruit production patterns. What does it mean for the predator satiation hypothesis? *Oecologia* 172:461–467