











<https://doi.org/10.1038/s41467-022-29127-5>

OPEN

# Author Correction: Observation of Weyl fermions in a magnetic non-centrosymmetric crystal

Daniel S. Sanchez , Guoqing Chang , Ilya Belopolski, Hong Lu, Jia-Xin Yin , Nasser Alidoust, Xitong Xu, Tyler A. Cochran, Xiao Zhang, Yi Bian, Songtian S. Zhang , Yi-Yuan Liu, Jie Ma , Guang Bian, Hsin Lin , Su-Yang Xu, Shuang Jia  & M. Zahid Hasan 

Correction to: *Nature Communications* <https://doi.org/10.1038/s41467-020-16879-1>, published online 03 July 2020.

The original version of this Article omitted the following from the Acknowledgements: ‘The soft X-ray photoemission data presented in Fig. 4 was collected at the ADDRESS beamline of the Swiss Light Source<sup>47,48</sup>. The authors acknowledge synchrotron radiation beamtime at the ADDRESS beamline of the Swiss Light Source of the Paul Scherrer Institut in Villigen, Switzerland under Proposal 20170898. Specifically, we acknowledge the important contributions of Vladimir N. Strocov, Alla Chikina, and Niels B. M. Schröter in the acquisition of the soft X-ray ARPES spectra’. This has now been corrected in both the PDF and HTML versions of the Article.

The original version of this Article omitted two references to previous works. These have been added as Reference 47 and Reference 48 in the Acknowledgments: ‘The soft X-ray photoemission data presented in Fig. 4 was collected at the ADDRESS beamline of the Swiss Light Source<sup>47,48</sup>. This has been corrected in the PDF and HTML versions of the Article.

Published online: 11 March 2022

## References

47. Strocov, V. N. et al. High-resolution soft X-ray beamline ADDRESS at the Swiss Light Source for resonant inelastic X-ray scattering and angle-resolved photoelectron spectroscopies. *J. Synchrotron Rad.* **17**, 631–643 (2010).
48. Strocov, V. N. et al. Soft-X-ray ARPES facility at the ADDRESS beamline of the SLS: concepts, technical realisation and scientific applications. *J. Synchrotron Rad.* **21**, 32–44 (2014).



**Open Access** This article is licensed under a Creative Commons Attribution 4.0 International License, which permits use, sharing, adaptation, distribution and reproduction in any medium or format, as long as you give appropriate credit to the original author(s) and the source, provide a link to the Creative Commons license, and indicate if changes were made. The images or other third party material in this article are included in the article's Creative Commons license, unless indicated otherwise in a credit line to the material. If material is not included in the article's Creative Commons license and your intended use is not permitted by statutory regulation or exceeds the permitted use, you will need to obtain permission directly from the copyright holder. To view a copy of this license, visit <http://creativecommons.org/licenses/by/4.0/>.

© The Author(s) 2022