

ARTICLE

<https://doi.org/10.1038/s41467-019-13218-x>

OPEN

Long-range versus short-range effects in cold molecular ion-neutral collisions

Alexander D. Dörfler¹, Pascal Eberle¹, Debasish Koner¹, Michał Tomza^{2*}, Markus Meuwly^{1*} & Stefan Willitsch^{1*}

The investigation of cold interactions between ions and neutrals has recently emerged as a new scientific frontier at the interface of physics and chemistry. Here, we report a study of charge-transfer (CT) collisions of Rb atoms with N_2^+ and O_2^+ ions in the mK regime using a dynamic ion-neutral hybrid trapping experiment. We observe markedly different CT kinetics and dynamics for the different systems and reaction channels studied. While the kinetics in some channels are consistent with classical capture theory, others show distinct non-universal dynamics. The experimental results are interpreted with the help of classical-capture, quasiclassical-trajectory and quantum-scattering calculations using ab-initio potentials for the highly excited molecular states involved. The theoretical analysis reveals an intricate interplay between short- and long-range effects in the different reaction channels which ultimately determines the CT dynamics and rates. Our results illustrate salient mechanisms that determine the efficiency of cold molecular CT reactions.

¹Department of Chemistry, University of Basel, Klingelbergstrasse 80, 4056 Basel, Switzerland. ²Faculty of Physics, University of Warsaw, Pasteura 5, 02-093 Warsaw, Poland. *email: michal.tomza@fuw.edu.pl; m.meuwly@unibas.ch; stefan.willitsch@unibas.ch

Studies of ion-neutral interactions at very low temperatures have progressed considerably in recent years as a result of the development of techniques for the combined (hybrid) trapping of cold atoms and ions^{1–6}. At temperatures in the mK regime achievable in these experiments, new possibilities open up for the detailed exploration of collisional and chemical dynamics at the quantum level. Interactions between cold atomic ions and neutral atoms have been widely studied with these setups over the last decade. These investigations have provided insights into cold reactive processes^{7–11}, the sympathetic and internal cooling of ions by ultracold atoms^{12–14}, cold three-body recombination dynamics¹⁵, spin-exchange and -relaxation processes¹⁶ and the statistical mechanics of trapped ions in a cold buffer gas^{17,18}.

While a large body of data by now exists on a range of atomic collisions systems, studies of cold collisions with molecular ions are still sparse. Previous experiments, included the combination of cold molecular beams or cryogenic gases with trapped ions^{19,20}, the merging of molecular beams containing Rydberg molecules²¹, and the sympathetic cooling of molecular ions in hybrid trapping experiments^{13,22–24}. These latter studies uncovered unusually fast kinetics²², the formation of exotic molecular species²³ and reaction blockading of short-lived excited species²⁴ in cold molecular ion-neutral atom systems. These investigations gave a first glimpse at the wealth of additional phenomena which can be explored by extending hybrid trapping experiments from atomic to molecular systems.

In most of the systems studied so far in hybrid trapping experiments, charge transfer (CT) between the neutral atoms and ions was found to be a dominating reactive process. CT can be promoted either by radiative coupling of the entrance channel to energetically lower-lying CT channels²⁵ or by non-adiabatic coupling between channels²⁶. In a previous study on reactions between N_2^+ molecular ions and Rb atoms²² at collision energies around 20 mK, a strong dependence of the CT rate coefficient on the electronic state of Rb was observed. CT was found to be extremely fast in collisions with excited Rb ($5p$)² $P_{3/2}$ atoms. By contrast, reactions with ground-state Rb ($5s$)² $S_{1/2}$ atoms were observed to be considerably slower than the Langevin limit which frequently serves as a benchmark for ion–molecule reactions²⁷. In the Langevin picture, the rate coefficient is limited by capture of the collision partners by long-range ion-induced dipole interactions whereas the short-range reaction probability is assumed to be unity²⁸.

The results of ref. ²² already hinted at the importance of the interplay between short- and long-range effects in cold CT reactions. Motivated by these findings, we explore this topic here in a comparative study of the CT between molecular oxygen ($^{32}O_2^+$) and nitrogen ($^{28}N_2^+$) ions with ^{87}Rb atoms using experiments in the cold regime together with computational work to interpret the dynamics at a molecular level.

The energetics of the reactions considered are illustrated in Fig. 1. N_2^+ and O_2^+ ions in their electronic ground states collide with Rb atoms in either the ($5s$)² $S_{1/2}$ ground or ($5p$)² $P_{3/2}$ first excited electronic state to produce Rb^+ ions in the 1S_0 ground electronic state and neutral N_2 / O_2 molecules. On purely energetic grounds, the molecular CT products can form in a range of highly excited electronic states in both cases, in particular in collisions with excited Rb atoms in which case a range of low Rydberg states of the neutral product molecules are energetically accessible. Figure 1 also makes apparent that the entrance channels of the reactions considered here correspond to highly excited electronic states of the collision system.

In a first approximation, CT is considered to be most efficient if it is near resonant, i.e., if the entrance and product channels are energetically similar, and if it does not involve a marked reconfiguration of the electrons in the molecule²⁹. On these

grounds, it could be expected that CT with Rb atoms in the $^2P_{3/2}$ excited state should be more efficient owing to the higher density of near-resonant, electronically favourable product channels (see Fig. 1).

In the present work, we have employed recently established experimental methods which allow an improved control over both the electronic state of the reactants as well as the collision energy in the mK regime³⁰ to study the kinetics of CT in the different collision channels. We found a marked dependence of the dynamics on the initial state of Rb. CT was observed to be generally fast and the trends were found in many cases not to be compatible with the expectations outlined above. The experiments were analysed and modelled with the help of electronic-structure as well as quasiclassical trajectory simulations and quantum-dynamics calculations. This theoretical modelling revealed an intricate interplay of long-range interactions and localised short-range non-adiabatic couplings which, guided by the topology of the relevant potential-energy surfaces, determine the details of the CT dynamics and kinetics. This situation stands in stark contrast to cold CT collisions in atomic systems which are usually slow and often dominated by radiative couplings^{2,4–6}.

Results

Overview of experimental procedures. The experiments were conducted in an ion-neutral hybrid trapping experiment consisting of a linear radiofrequency (rf) ion trap embedded in a magneto-optical trap (MOT) for Rb atoms (Methods)^{7,30}. Briefly, N_2^+ and O_2^+ ions were produced by REMPI and sympathetically cooled to mK temperatures by the interaction with a Coulomb crystal of laser-cooled Ca^+ ions. The molecular ions were thus prepared translationally cold in their vibrational ground states, but exhibited a room-temperature distribution of rotational state populations. The experiment was operated in two modes. A static mode in which a cloud of laser-cooled Rb atoms was overlapped with the Coulomb-crystallised ions and a dynamic mode in which the cloud of cold Rb atoms was shuttled back and forth through the ions at a well-defined velocity using radiation-pressure forces³⁰. While the static mode enables the measurement of CT rate coefficients as a function of the Rb state populations and thus the determination of state-dependent rate coefficients, the dynamic mode allows in addition the measurement of reaction rates as a function of the collision energy with the Rb atoms in either the ground or a mixture of the ground and excited states. Note that the reactions of Ca^+ with Rb are slower by several orders of magnitude^{7,22,30} compared to the processes studied here and therefore play a negligible role in the present experiments.

State-dependent charge-transfer rate coefficients. In a stationary MOT overlapped with the ions, both the $^2S_{1/2}$ and $^2P_{3/2}$ electronic states of Rb addressed by laser cooling on the Rb D II line are populated⁷. The relative populations are determined by the photon-scattering rate controlled by the intensity of the cooling laser and its detuning from the atomic resonance.

Figure 2 shows the dependence of the effective, i.e., state-averaged, CT rate coefficient as a function of the Rb($^2P_{3/2}$) population for reactions with N_2^+ in Fig. 2a and with O_2^+ in Fig. 2b. The green symbols represent the experimental results and the dash-dotted lines are linear fits to the data. For $N_2^+ + Rb$ (Fig. 2a), a clear dependence of the rate coefficient on the Rb ($^2P_{3/2}$) population is observed. These results can be compared with our previous study²² in which this observation has been rationalised by an enhanced CT rate in the excited channel dominated by the capture of the ion by the permanent quadrupole of Rb in the $^2P_{3/2}$ state²². The fit yields a rate

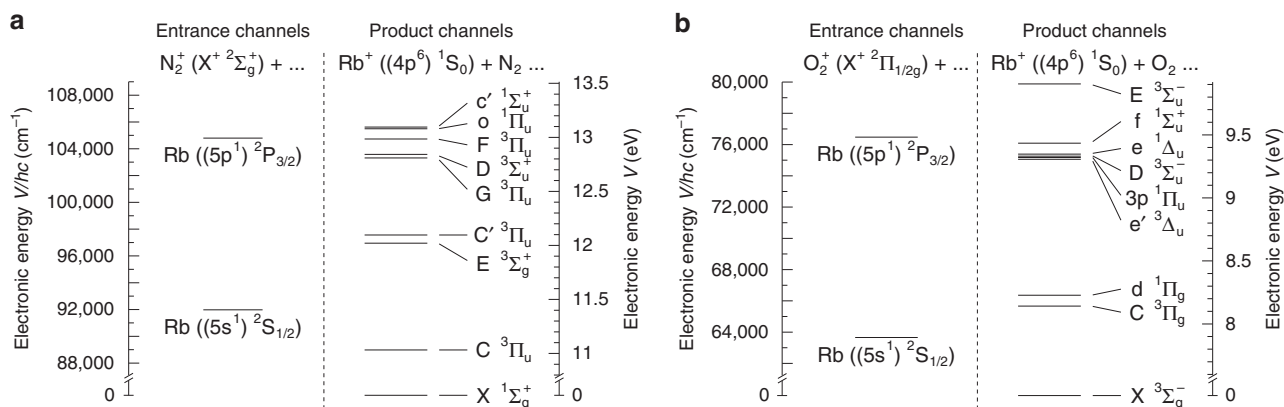


Fig. 1 Energetics of charge-transfer (CT) collisions. Asymptotic energies of the entrance and near-resonant product channels of **a** N_2^+ +Rb and **b** O_2^+ +Rb CT collisions. The molecular ions can undergo CT with Rb in either its $(5s)^2S_{1/2}$ ground or $(5p)^2P_{3/2}$ excited state populated by laser cooling in a magneto-optical trap. All energies are referenced to the asymptotes of the lowest product channels connecting to the ground state of the relevant neutral molecules.

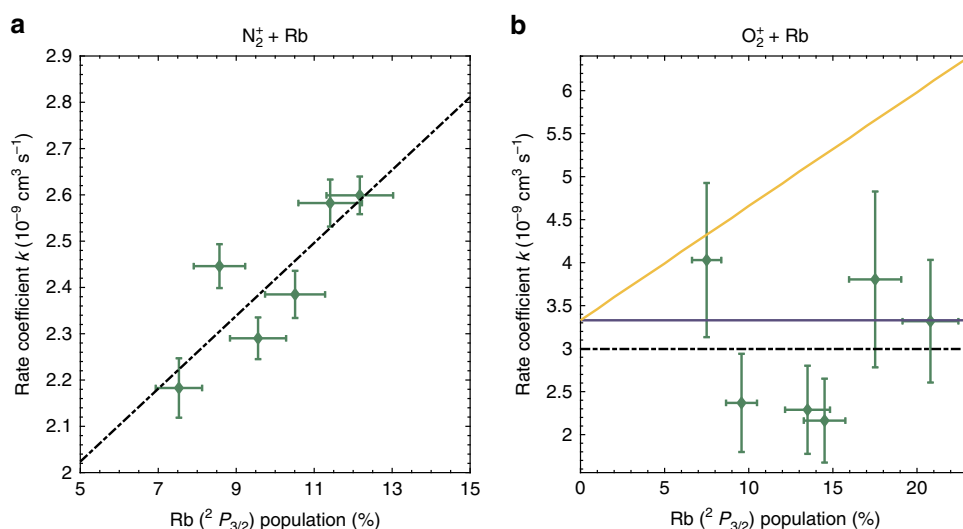


Fig. 2 State-averaged charge-transfer (CT) rate coefficients. Effective state-averaged CT reaction-rate coefficients as a function of $\text{Rb}(^2P_{3/2})$ population for **a** N_2^+ and **b** O_2^+ . The black dash-dotted lines show linear fits to the experimental data (green symbols). The orange solid line in **b** is a prediction of the effective rate coefficient for O_2^+ + Rb assuming Langevin interactions in reactions with $\text{Rb}(^2S_{1/2})$ and additional ion-quadrupole interactions in reactions with $\text{Rb}(^2P_{3/2})$. The blue solid line indicates the theoretical Langevin rate coefficient for O_2^+ + $\text{Rb}(^2S_{1/2})$. Error bars correspond to one standard error.

coefficient $k_p(\text{N}_2) = 1.7(6) \times 10^{-8} \text{ cm}^3 \text{ s}^{-1}$ for reactions with $\text{Rb}(^2P_{3/2})$ (in line with the result of ref. 22) and $k_s(\text{N}_2) = 1.6(3) \times 10^{-9} \text{ cm}^3 \text{ s}^{-1}$ for reactions with $\text{Rb}(^2S_{1/2})$. This new value for k_s replaces the previous upper bound of $\leq 2 \times 10^{-10} \text{ cm}^3 \text{ s}^{-1}$ reported in ref. 22 where only an imprecise estimate for this quantity could be given because of the noisier data.

By contrast, the results for O_2^+ + Rb shown in Fig. 2b reveal no clear dependence of the effective CT rate on the Rb excited-state population. The hypothetical case of an effective rate coefficient expected for Langevin capture in the ground channel and, as with N_2^+ , dominant ion-quadrupole capture in the excited channel (solid orange line) does not agree with the observed data. Surprisingly, the effective rate coefficient closely follows a limiting value set by Langevin theory (blue solid line), implying Langevin-type dynamics in both the ground and excited channels of O_2^+ + Rb. The Langevin rate coefficient for O_2^+ + $\text{Rb}(^2S_{1/2})$ is $k_s^L(\text{O}_2) = 3.3 \times 10^{-9} \text{ cm}^3 \text{ s}^{-1}$ (blue solid line) and a fit of a constant function to the data yields an effective rate coefficient $k_{\text{eff}}(\text{O}_2) = 2.9(8) \times 10^{-9} \text{ cm}^3 \text{ s}^{-1}$ (black dash-dotted line).

Collision-energy dependent charge-transfer rate coefficients.

The dynamic mode of the experiment allows both collision-energy- and state-dependent measurements of CT rate coefficients by enabling or disabling laser cooling of the Rb atoms during the shuttling process (Supplementary Note 1). Figure 3 shows the collision-energy and state-dependent rate coefficients for (a) N_2^+ + Rb and (b) O_2^+ + Rb in the collision-energy range from $\approx 10 - 30$ mK. Theoretical Langevin rate coefficients for the two channels are indicated by solid orange and blue lines. For reactions with N_2^+ in (a), the Langevin predictions are $k_p^L(\text{N}_2) = 6.1 \times 10^{-9} \text{ cm}^3 \text{ s}^{-1}$ and $k_s^L(\text{N}_2) = 3.5 \times 10^{-9} \text{ cm}^3 \text{ s}^{-1}$ in the excited and ground channels, respectively. For O_2^+ in (b), the corresponding values are $k_p^L(\text{O}_2) = 5.8 \times 10^{-9} \text{ cm}^3 \text{ s}^{-1}$ and $k_s^L(\text{O}_2) = 3.3 \times 10^{-9} \text{ cm}^3 \text{ s}^{-1}$.

The blue dash-dotted lines in Fig. 3a, b represent fits of the data to a constant function corresponding to the expected collision-energy dependence of the rate coefficient for Langevin-type dynamics. The fits yield rate coefficients $k_s(\text{N}_2) = 1.5(2) \times 10^{-9} \text{ cm}^3 \text{ s}^{-1}$ and $k_s(\text{O}_2) = 3.4(1) \times 10^{-9} \text{ cm}^3 \text{ s}^{-1}$ for reactions of N_2^+ and O_2^+

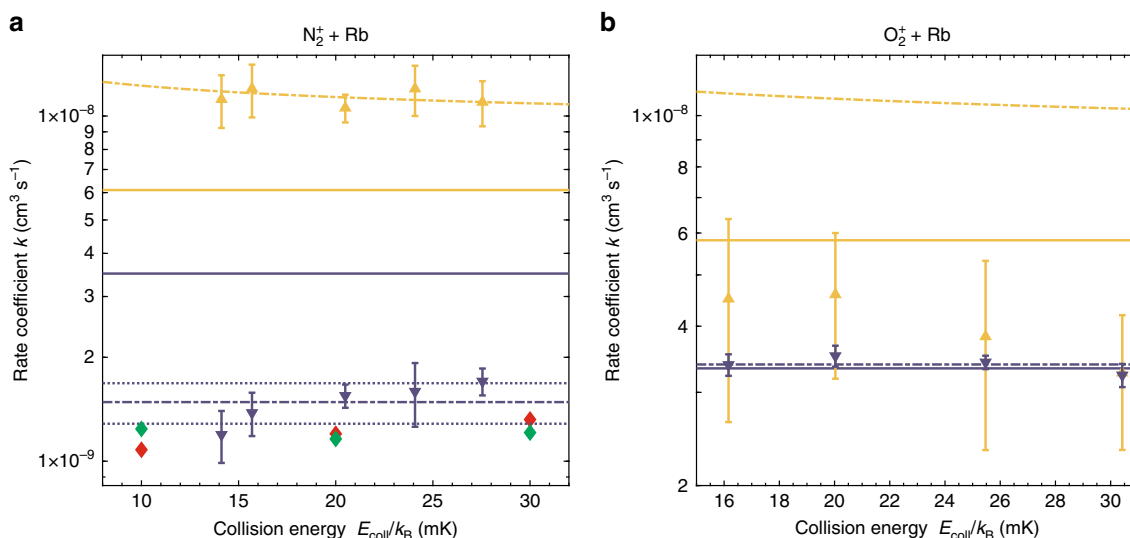


Fig. 3 Collision-energy dependent charge-transfer (CT) rate coefficients. Reaction rate coefficients as a function of collision energy and state of Rb for **a** $\text{N}_2^+ + \text{Rb}$ and **b** $\text{O}_2^+ + \text{Rb}$. Blue [orange] symbols indicate CT rate coefficients for collisions with Rb in its $^2S_{1/2}$ [$^2P_{3/2}$] state. The theoretical Langevin rate coefficients for collisions in these channels are the blue [orange] solid lines. Dash-dotted lines represent fits to the experimental data, except for the orange dash-dotted line in **b** which represents the prediction of the rate coefficient for dominant ion-quadrupole capture. The red and green diamonds in **a** represent CT rate coefficients for $\text{N}_2^+ + \text{Rb}$ ($^2S_{1/2}$) computed by quasiclassical trajectory simulations and quantum scattering calculations, respectively. Error bars represent one standard error.

with $\text{Rb}(^2S_{1/2})$, respectively. In line with the results obtained in the static mode of the experiment, the rate coefficient for $\text{O}_2^+ + \text{Rb}$ ($^2S_{1/2}$) is in good agreement with the Langevin-capture prediction over the entire collision-energy range studied. This suggests that the dynamics is indeed dominated by long-range ion-induced dipole interactions and that the short-range reaction probability is close to unity in this channel. Conversely, the rate coefficient for $\text{N}_2^+ + \text{Rb}$ ($^2S_{1/2}$) is only about one-third of the universal Langevin value, indicating a pronounced effect of short-range interactions on the kinetics.

For $\text{N}_2^+ + \text{Rb}(^2P_{3/2})$, both the magnitude and collision-energy dependence of the rate coefficient are consistent with a CT dominated by long-range ion-quadrupole capture in line with previous findings²². The orange dash-dotted line in Fig. 3a represents a fit of the data for $\text{N}_2^+ + \text{Rb}(^2P_{3/2})$ to a classical capture model including ion-quadrupole interactions (Supplementary Note 2) yielding a quadrupole moment of $Q = 15.45(1.22)$ a.u. for the $\text{Rb}(^2P_{3/2})$ state. This result can be compared with a theoretical value of $Q = 12.9$ a.u. computed at the MRCISD level of theory (Methods). At a collision energy $E_{\text{coll}}/k_B = 20$ mK, a rate coefficient $k_p(\text{N}_2) = 1.1(1) \times 10^{-8} \text{ cm}^3 \text{ s}^{-1}$ was determined from these data.

For $\text{O}_2^+ + \text{Rb}(^2P_{3/2})$ in Fig. 3b, the experimental rate coefficients (orange triangles) appear to be considerably smaller than their predicted ion-quadrupole capture limit (dash-dotted orange line) and even slightly smaller than the corresponding Langevin limit (solid orange line). This finding points to a pronounced influence of short-range interactions on the dynamics, in contrast to $\text{N}_2^+ + \text{Rb}(^2P_{3/2})$ where this channel seems to be clearly dominated by universal long-range capture behaviour.

Potential energy surfaces. Insights into the widely varying CT dynamics across the systems and channels studied can be gained from analysing the relevant potential energy surfaces (PESs). Figure 4 shows the potential curves of both singlet and triplet electronic states of the N_2 and O_2 molecules as a function of the

molecular bond length r . The curves for the relevant cationic ground states are the solid green lines. Solid blue lines indicate the cationic curves shifted by the ionisation potential of Rb which correspond to the relevant energies of the lowest entrance channels for the CT reaction. The dashed lines represent the same curves offset by the energy of excitation to the $\text{Rb}(^2P_{3/2})$ state. The potential curves shown are cuts through the three-dimensional PES of the collision system with the Rb moiety at an infinitely large distance from the molecule. Curve crossings (indicated by circles) between the shifted ionic and neutral curves appear close to the molecular equilibrium geometry in both systems providing opportunities for non-adiabatic transitions and therefore CT around the crossing points.

As the collision partners all have doublet electron-spin character, collisions can occur on either singlet or triplet PESs. Figure 5 shows cuts of the adiabatic potential surfaces for (a) $\text{N}_2^+ + \text{Rb}(^2S_{1/2})$ and (b) $\text{O}_2^+ + \text{Rb}(^2S_{1/2})$ close to the computed minimum energy path for CT in the singlet channels at a linear collision geometry. For $\text{N}_2^+ + \text{Rb}$, an electronic barrier is found along this reaction path. While a CT reaction along this coordinate is thus in principle possible, the height of the barrier exceeds 5000 cm^{-1} and thus inhibits CT at the low collision energies of order $\approx 10^{-2} \text{ cm}^{-1}$ of the present experiments.

The potential-energy profile for $\text{O}_2^+ + \text{Rb}(^2S_{1/2})$ in Fig. 5b also exhibits a barrier along the shown reaction coordinate for CT. In this case, however, the barrier is submerged and thus provides no significant impediment to CT at the experimental collision energies. A similar curve crossing can also be found in the corresponding triplet reaction channel (see the red curve in Fig. 4b crossing the entrance channel close to the equilibrium geometry within the magenta circle). Thus, together with the experimental findings it can be surmised that the short-range CT probability is near unity in both the singlet and triplet collision channels for $\text{O}_2^+ + \text{Rb}(^2S_{1/2})$ and that the CT rate coefficient is near the capture limit dominated by long-range Langevin-type interactions.

Since CT in $\text{N}_2^+ + \text{Rb}(^2S_{1/2})$ is unlikely to occur via the singlet collision channel, Fig. 6 shows cuts of the triplet PES of the

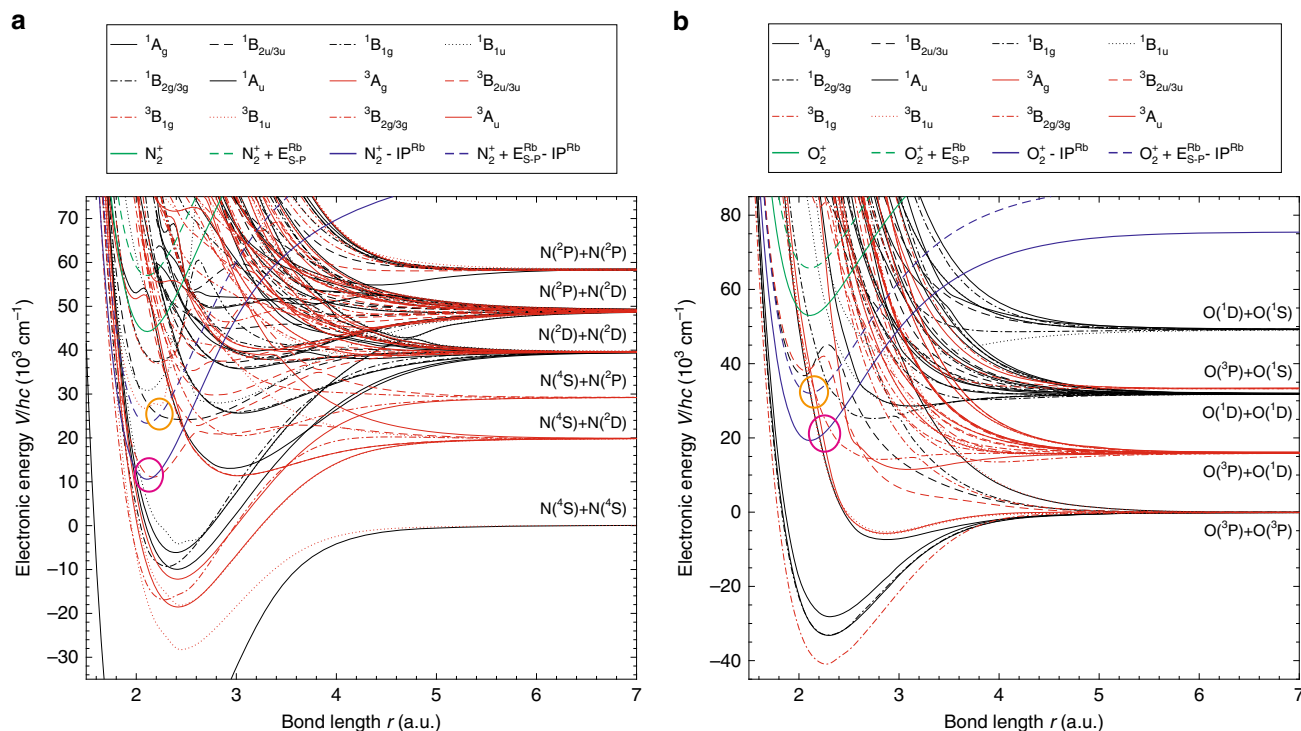


Fig. 4 Potential energy curves. Potential energy curves for **a** N_2 and **b** O_2 and their respective ions as a function of the bond length r . The states have been classified within D_{2h} symmetry. The curves for the relevant cationic ground states are indicated by solid green lines, the cationic curves shifted by the ionisation potential of Rb by the solid blue lines. Dashed lines represent the corresponding curves offset by the excitation energy to the Rb ($^2P_{3/2}$) state. Circles indicate relevant crossing points promoting non-adiabatic transitions between the surfaces.

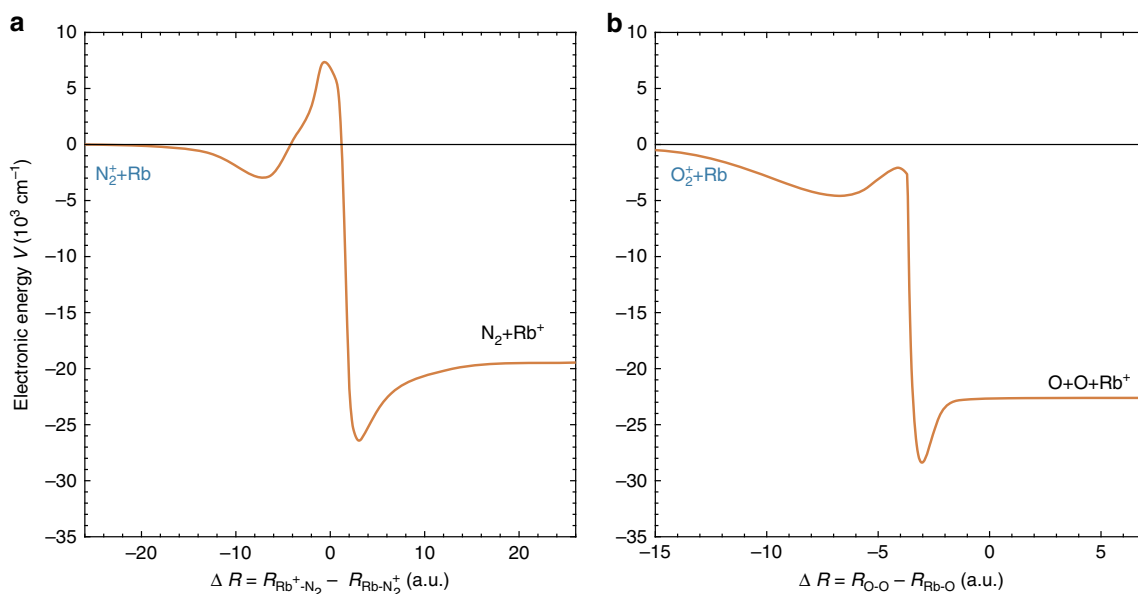


Fig. 5 Reaction pathways in linear collision geometry. Cuts of the PES along reaction coordinates for charge transfer in the linear collision geometry of the singlet channels of $Rb(^2S_{1/2})$ reacting with **a** N_2^+ and **b** O_2^+ .

collision systems along the N_2 -Rb coordinate R for different N_2 -Rb orientation angles θ . In the linear geometry ($\theta = 0$, Fig. 6a) the entrance channel with symmetry $^3\Sigma^+$ crosses with a $^3\Pi$ surface asymptotically connecting to the $C^3\Pi_u$ state of N_2 . In a non-linear ($\theta \neq 0$) collision geometry (Fig. 6b-d), the $^3\Pi$ surface splits into an A' and an A'' component with the A' surface undergoing avoided crossings with the entrance channel surface (also A' in this symmetry). The separation of the resulting

adiabatic surfaces at the crossing points, and hence the non-adiabatic coupling between them, increases with increasing orientation angle θ . The probability of non-adiabatic transitions around the crossings, and therefore CT, is thus expected to be strongly dependent on the orientation of the collision partners.

Quasiclassical trajectory and quantum dynamics calculations. To gain quantitative insight into the non-adiabatic dynamics of

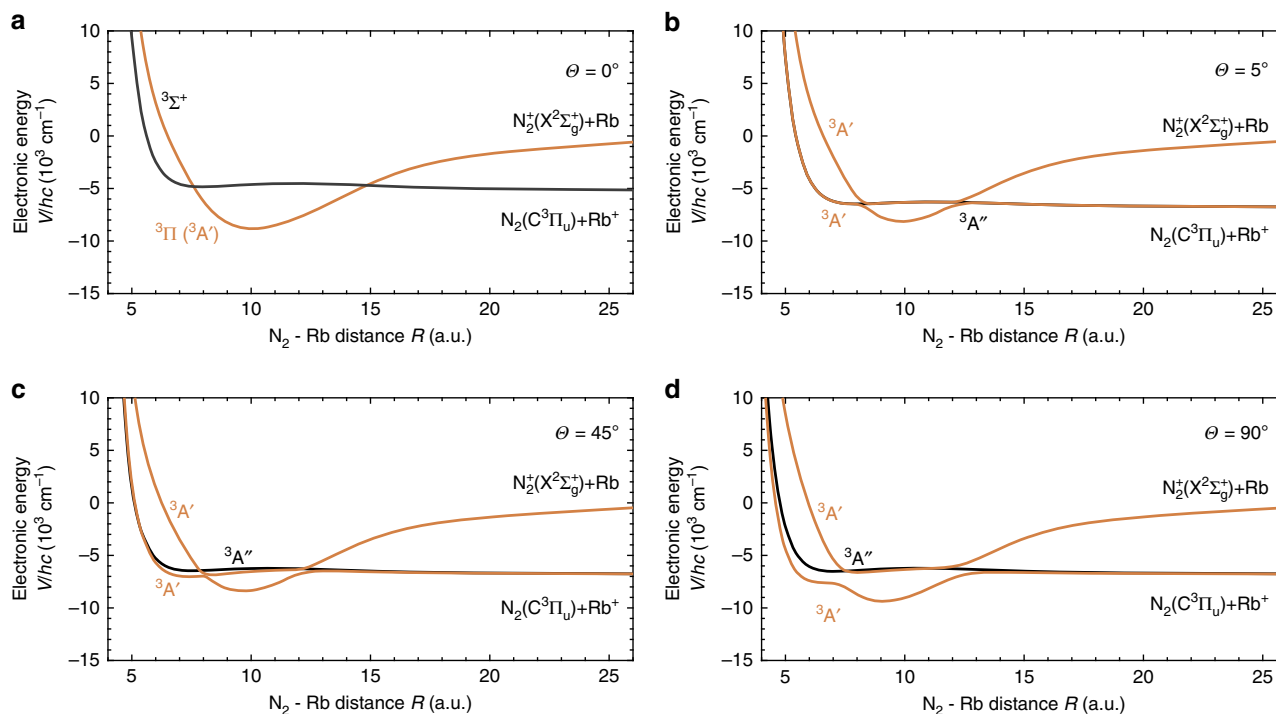


Fig. 6 Non-adiabatic interactions in the triplet channel of $\text{N}_2^+ + \text{Rb}$. Cuts of the potential energy surface in the triplet channel for charge-transfer (CT) reactions of $\text{Rb}(^2S_{1/2})$ with N_2^+ at different orientation angles θ . R denotes the N_2 -Rb separation. CT occurs predominantly through non-adiabatic interactions around the avoided crossing points of the two $^3A'$ surfaces in C_s symmetry. Panels **a-d** show cuts through the coupled surfaces at N_2 -Rb orientation angles $\theta = 0, 5, 45$ and 90° .

$\text{N}_2^+ + \text{Rb}(^2S_{1/2})$, we performed both quasiclassical trajectory simulations and quantum scattering calculations of the CT. The classical trajectory simulations employed a modified Landau-Zener formalism on the two coupled two-dimensional A' surfaces of Fig. 6 for modelling the CT (Methods). In the simulations, the bond length was frozen at the equilibrium value for N_2^+ , thus yielding a two-dimensional dynamics along the distance R between the centres-of-mass of N_2^+ and Rb and the orientation angle θ . Rate coefficients have been calculated for $E_{\text{coll}}/k_B = 10, 20$, and 30 mK from running 5000 independent trajectories each. The CT rate coefficients obtained are shown as red diamonds in Fig. 3 and are in good agreement with the experimental values.

Further insights into the CT dynamics can be gained from an analysis of the trajectories. Reactive CT trajectories are divided into two categories: (i) trajectories with a single collision, i.e., direct trajectories, and (ii) trajectories with multiple collisions, i.e., indirect trajectories. To categorise the trajectories, we classify them according to the collision time defined as the time elapsed between the first and last time a trajectory satisfies a geometrical criterion, here the sum of the three inter-atomic distances has to be smaller than 35 a.u. Most of the trajectories have collision times around ~ 0.5 ps and the processes are, therefore, direct. This is illustrated in Supplementary Fig. 1, which shows a scatter plot of collision time vs. impact parameter at $E_{\text{coll}}/k_B = 20$ mK. At 20 mK, 4374 of the 5000 trajectories show CT (3294 direct and 1080 indirect), whereas 626 end as $\text{N}_2^+ + \text{Rb}$ (with 67 flyby or no collision, 513 direct and 46 indirect).

Three illustrative example trajectories, one direct and two indirect, are shown in Fig. 7. The dynamical path of the indirect trajectory with two collisions shown in Fig. 7b is displayed in Fig. 8 as its projection onto the two PESs. Large parts of the available configurational space are sampled despite the low collision energy. Crossings of the trajectory between the two PES

are distributed along all values of θ and concentrated around $R \sim 8$ and 12 a.u. as can be expected from the 1D cuts through the PES shown in Fig. 6. Multiple recrossings (labelled as events “A” and “B”) occur over the duration of the dynamics (indicated by the changing colours of the trajectory).

The trajectories, both direct and indirect, typically show multiple crossings between the surfaces (note that even a direct trajectory typically traverses four crossing regions). After the first collision, an outward trajectory ending up on the upper (entrance) surface is frequently trapped in the deep potential well as the low initial collision energy has been redistributed into other internal degrees of freedom and is not available for dissociation of the complex anymore. These trajectories often show pronounced large-amplitude internal rotations of the complex, i.e., the Rb orbits the N_2 moiety at large distances several times, see Fig. 8. These trajectories can then undergo multiple collisions. However, once an outward trajectory ends up on the lower (CT) surface after traversing the outer crossing point, it cannot return anymore because of the repulsive character of the lower potential surface in this region (see Fig. 6). Thus, the distinct short-range topology of the two coupled surfaces ultimately contributes to explaining the high, but not unit, efficiency for CT in this channel. It is also evident that a long-range Langevin-capture picture cannot explain the complex short-range dynamics and its impact on the kinetics as observed in the experiments.

The insights from classical dynamics were corroborated by 1D quantum-scattering calculations of the CT (Methods) performed at different orientation angles θ (Supplementary Fig. 2). This 1D treatment is in the spirit of an infinite-order sudden approximation (IOSA) previously employed for ion-neutral collisions³¹. The quantum results for the CT rate coefficients averaged over all orientation angles are indicated by the green symbols in Fig. 3a and are in good agreement with both the experimental and classical-dynamical results.

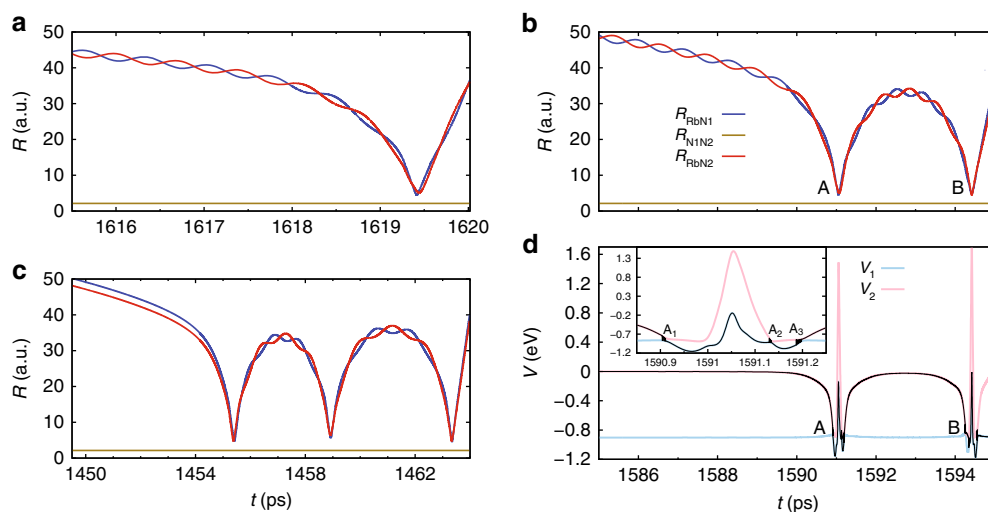


Fig. 7 Direct and indirect CT trajectories. Trajectories are shown in terms of the N_2 -Rb distance R as a function of simulation time t . Panel **a** represents a direct trajectory while panels **b** and **c** show two indirect trajectories with multiple collisions. The trajectory in panel **b** is further analysed in panel **d** which shows the change in potential energy with respect to t . The potential energies V_1 and V_2 of the coupled electronic states are shown as faint blue and red lines, respectively. The black line is the energy path of the trajectory. Three hopping regions for the first collision (labelled A_1 - A_3) can be seen in the inset. Multiple switchings between the surfaces are observed in the hopping regions.

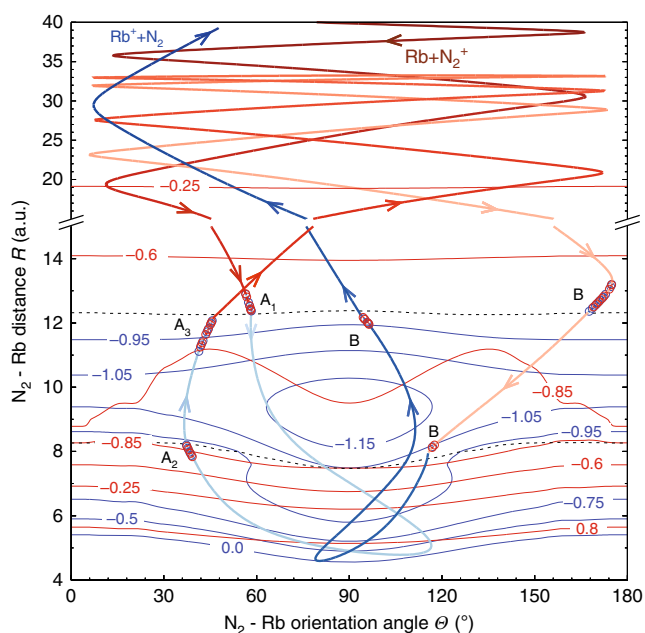


Fig. 8 Charge-transfer dynamics. Detailed dynamics of the trajectory shown in Fig. 7b, d represented as a projection onto the two coupled potential-energy surfaces (PES). Contour diagrams of the two PESs are shown as solid red (upper state) and blue (lower state) lines. Contour lines are labelled in eV. The avoided crossing regions are shown as black dashed lines. Thick red and blue lines show the trajectory path on the upper and lower surface, respectively. The progress in time of the trajectory is represented as a change in colour from dark to light (for the upper state) and light to dark (for the lower state) colour tones. Hops between surfaces are indicated as red and blue open circles in regions labelled identically to 7b, d.

Discussion

From the good agreement between experimental results and the two different theoretical treatments of the CT rate coefficients for $\text{N}_2^+ + \text{Rb}$ ($^2S_{1/2}$), several conclusions can be drawn. First, the CT

dynamics can be understood in classical terms and apart from surface hopping, distinct quantum effects such as tunnelling and zero-point motion do not seem to play a major role due to the large mass of the collision partners involved.

Second, it appears adequate to approximate the dynamics in reduced dimensionality, i.e., in 2D or even in 1D within an IOSA-type approximation, in order to correctly reproduce the observed kinetics. Note, however, that this cannot be expected for $\text{O}_2^+ + \text{Rb}$ ($^2S_{1/2}$) in which case the reaction coordinate is more complex, see Fig. 5b. Note also that an 1D treatment cannot capture the roaming-type behaviour which seems to be important for certain types of collisions.

Third, in spite of the complex and dense electronic structure in the energy region of the entrance and exit channels (see Fig. 4), it seems sufficient to describe CT in $\text{N}_2^+ + \text{Rb}$ ($^2S_{1/2}$) by including only two coupled PESs. This can be rationalised in terms of the strong non-adiabatic couplings which happen around the crossing points between the two surfaces. Couplings to other states which show no crossings with the entrance channel in the energy region sampled by the experiments are expected to be considerably weaker and do not appear to affect the CT dynamics appreciably.

Fourth, the QCT calculations reveal that the reaction mechanism is a combination of direct and complex-forming collisions. The latter typically show large-amplitude orbiting motions of the Rb around the N_2 moiety before the reaction occurs. This behaviour is somewhat reminiscent of the roaming dynamics recently discovered in a range of polyatomic reaction systems^{32–35}. Indeed, the type of dynamics uncovered here can be expected to be a common feature in cold reactions which proceed via the formation of a reactive complex with very little excess energy³⁶. Note that in a full 3D model of the dynamics, one can also expect the excitation of the N-N stretching vibration in the complex which was frozen in the present 2D treatment potentially leading to an even more diverse collision dynamics.

A quantitative modelling of the dynamics of the $\text{O}_2^+ + \text{Rb}$ ($^2P_{3/2}$) CT was outside the scope of the present study because of the considerably increased computational cost of the quantum-chemistry calculations for this excited channel.

The cold CT dynamics explored in the present molecular collision systems has to be contrasted with the results of the atomic systems studied so far. In the vast majority of cases reported, CT was observed to be slow, i.e., the rate coefficients were found to be several orders of magnitude smaller than the universal capture limit, and dominated by radiative couplings^{9,11,16,25,37–39}. Notable exceptions are specific channels in $\text{Ca}^+ + \text{Rb}$ ⁷, $\text{Yb}^+ + \text{Ca}$ ⁸, $\text{Yb}^+ + \text{Rb}$ ⁴⁰, $\text{Yb}^+ + \text{Li}$ ¹¹ and $\text{Ca}^+ + \text{Li}$ ³⁹ in which CT was found to be non-adiabatic, but still considerably slower than the capture limit. By contrast, the CT rate coefficients of the systems considered here were all found to be close to the capture limit or only slightly slower. The good agreement between the experimental and the theoretical non-adiabatic CT rate coefficients suggest that CT is indeed dominated by non-adiabatic effects in the present case. This conclusion is also corroborated by a recent theoretical study which found that radiative couplings are small in the $\text{N}_2^+ + \text{Rb}$ system⁴¹. Because the increased complexity of molecular compared to atomic collision systems provides more numerous opportunities for channel crossings, it can be expected that the situation observed here for $\text{N}_2^+ + \text{Rb}$ and $\text{O}_2^+ + \text{Rb}$ is fairly general. It can be surmised that CT will often be non-adiabatic and fast in the molecular systems of interest for cold-collision studies.

The trends observed here could be rationalised in terms of the efficiency of the non-adiabatic couplings involved. When the non-adiabatic transition probability during a collision is close to unity, the kinetics can be modelled by universal classical capture theory and is governed by the specific long-range interactions in the system, as observed here for $\text{N}_2^+ + \text{Rb}(^2P_{3/2})$ and $\text{O}_2^+ + \text{Rb}(^2S_{1/2})$. Otherwise, the exact CT rates depend on the specific positions of curve crossings and the strengths of the relevant non-adiabatic couplings as well as on the topologies of the PESs involved, as observed here in $\text{N}_2^+ + \text{Rb}(^2S_{1/2})$. The short-range dynamics in this system was found to exhibit multiple transits of crossing regions in single and multiple collision events with the latter showing large-amplitude internal motions of the reaction complex. In this case, the effects of the long-range dynamics on the kinetics are superseded by short-range effects which cannot be predicted without detailed theoretical modelling. This illustrates that it cannot, a priori, be anticipated whether universal behaviour applies and in particular whether the universal Langevin picture which is often invoked in the explanation of cold ion-neutral reactive processes is valid.

Methods

Experimental methods. The experimental setup used in the present study has been described in detail previously^{7,30,37}. Briefly, an ion-neutral hybrid trap was implemented by superposing a linear rf trap¹⁹ for the trapping and cooling of ions with a MOT for ⁸⁷Rb atoms⁷. The ion trap was operated at a frequency of 3.25 MHz with an amplitude of $V_{\text{rf}} = 400$ V and featured 12 separately addressable electrodes for applying static and rf voltages. An atomic beam of Ca was generated from a resistively heated oven from which Ca^+ ions were loaded into the trap by non-resonant photoionization. The Ca^+ ions were subsequently laser cooled to form Coulomb crystals¹. Molecular ions were generated inside the trap from photoionization of room temperature background gas at a background pressure of 1×10^{-8} mbar using a [2 + 1] resonance-enhanced multiphoton ionisation (REMPI) via the $a''^1\Sigma_g^+$ electronic state for N_2 ⁴² and via the $^3\Phi_g(\nu = 1)$ Rydberg state for O_2 ⁴³. The molecular ions were sympathetically cooled by the Ca^+ ions to form strings localised on the rf null line of the trap. Following photoionization, the background pressure was kept at 1×10^{-8} mbar for 30 s to allow collisions to establish a room temperature distribution of rotational-state populations in the vibrational ground state of the ions. An EMCCD camera coupled to a microscope was used to obtain images of the Coulomb crystals by collecting the spatially resolved fluorescence of the trapped ions. The MOT was continuously loaded from background Rb vapour replenished by an alkali-metal dispenser. The MOT is capable of operating in three modes: stationary operation, bright shuttling and dark shuttling. In the stationary mode, the cold atom cloud was superimposed on the ions, while in shuttling mode the cold atoms were repeatedly shuttled through the ions at well defined velocities using radiation pressure forces³⁰

enabling the tuning of the collision energies in the experiments. In the bright shuttling mode, the transversal Rb cooling lasers were left on so that parts of the Rb atoms were excited to the $^2P_{3/2}$ state during transit. In the dark shuttling mode, all lasers were switched off after accelerating the atom cloud so that the populations were confined to the ground state.

Electronic structure calculations. The PESs for the ground and excited electronic states were obtained using the multireference configuration interaction method restricted to single and double excitations, MRCISD, starting from orbitals obtained with the multi-configurational self-consistent field method, MCSCF⁴⁴. All atomic valence orbitals, i.e., both binding and antibinding molecular orbitals, were included in the complete-active-space reference wave functions. The N and O atoms were described using the augmented correlation-consistent polarised core-valence quintuple- ζ quality basis sets (aug-cc-pCV5Z)⁴⁵. The scalar relativistic effects in Rb were included by employing the small-core relativistic energy-consistent pseudopotential ECP28MDF to replace the inner-shell electrons⁴⁶, while remaining electrons were described with the large [14s14p7d6f1g] basis set⁴⁷. The electronic structure calculations were performed with the MOLPRO package of ab initio programs⁴⁸.

Ab initio energies were calculated for two excited $^3A'$ electronic states of RbN_2^+ on a two-dimensional grid in Jacobi coordinates (R, θ) for a fixed N–N distance $r = 2.074$ a.u. corresponding to the equilibrium bond length in N_2^+ . Here, R is the distance from the centre of mass of N_2 to Rb, r is the distance between the two N atoms and θ is the angle between \mathbf{r} and \mathbf{R} . The upper PES adiabatically correlates with the $\text{N}_2^+(X^2\Sigma_g^+) + \text{Rb}(^2S_{1/2})$ asymptote while the lower surface dissociates towards $\text{N}_2(C^3\Pi_u) + \text{Rb}^+$.

Two-dimensional analytical PESs for the two coupled $^3A'$ electronic states were constructed from the ab initio energies using the reproducing kernel Hilbert space (RKHS) technique^{49,50}. For the radial dimension (R), a reciprocal power decay kernel was used which smoothly decays to zero $\propto \frac{1}{R^4}$ and gives the correct long-range behaviour for ion-neutral type interactions. For the angular degree of freedom, a Taylor spline kernel was used.

Quantum scattering calculations. The rate coefficients for the non-adiabatic CT collisions were calculated in the spirit of an infinite-order sudden approximation (IOSA). One-dimensional cuts of the two crossing PESs were transferred from an adiabatic to diabatic representation assuming a Lorentzian shape of non-adiabatic couplings centred at the crossing points. Next, 1D quantum-scattering calculations of the CT between two coupled diabatic potential energy curves were realised for several angles as presented in Supplementary Fig. 2. Subsequently, angle-resolved rate coefficients were integrated over all possible orientation angles. To get 1D CT rate coefficients, the coupled-channels equations for the nuclear motions were solved using a renormalized Numerov propagator⁵¹ with step-size doubling and about 100 step points per de Broglie wavelength in the exit channel as implemented in ref. 52. The ratios of the wave function at two adjacent grid points were propagated from small finite interatomic separations in the classically forbidden region where the scattering wave-function amplitude is negligible to large particle separations R , and where polarisation potentials are negligible as compared to the collision energy. The K and S matrices were extracted by imposing long-range scattering boundary conditions in terms of Bessel functions. The inelastic rate coefficients were obtained from the elements of the S matrix summed over all relevant partial waves l and thermally averaged assuming a Maxwell–Boltzmann distribution. The results of the quantum scattering calculations were numerically converged with respect to grid parameters, collisions energies, and partial waves.

Quasiclassical dynamics simulations. The quasiclassical trajectory (QCT) method followed in this work has been discussed in detail in ref. 53 based on refs. 54,55. Hamilton's equations of motion were solved using a sixth-order symplectic method. Initial conditions for a trajectory were sampled from a standard Monte Carlo sampling method⁵⁴. The rotational states of N_2^+ were sampled from a Boltzmann distribution at room temperature (300 K). Stratified sampling^{54,56} was used to sample the impact parameter b . Two time steps (Δt) of 0.6 (from the beginning of a trajectory until it reaches $R < 35$ a.u.) and of 0.05 fs (for the first time a trajectory reaches $R < 35$ a.u. to the end) were used for the numerical integration to ensure conservation of total energy and total angular momentum.

The trajectory surface hopping method⁵⁷ was used to determine CT rates including non-adiabatic transitions within a modified Landau–Zener^{58–61} formalism. The modified Landau–Zener formula depends on the adiabatic potential energies of the states involved in the transition and at time t_c is

$$P_{LZ}^{j \rightarrow k} = \exp\left(-\frac{\pi}{2\hbar} \sqrt{\frac{\Delta V_{jk}^a(x(t_c))^3}{\dot{x}^2 \Delta V_{jk}^a(x(t_c))}}\right). \quad (1)$$

Here, $P_{LZ}^{j \rightarrow k}$ is the transition probability from state j to state k and $\Delta V_{jk}^a(x)$ is the adiabatic energy difference between these states. Whenever $\Delta V_{jk}^a(x)$ reached a local minimum, transition probabilities were calculated and momentum corrections along different degrees of freedom were applied⁶² after a successful hop to keep the total energy and angular momentum conserved for a given trajectory.

The rate coefficients at a particular collision energy (E_{coll}) were calculated from

$$k = g_e \sqrt{\frac{2E_{\text{coll}}}{\mu}} \pi b_{\text{max}}^2 \frac{N_r}{N_{\text{tot}}} \quad (2)$$

where μ is the reduced mass of the collision system, N_r is the number of reactive (CT) trajectories (weighted by stratum statistical weight), N_{tot} is the total number of trajectories, g_e is the electronic degeneracy factor (here 3/4) and b_{max} is the maximum impact parameter for which a CT reaction can occur.

Data availability

The data that support the findings of this study are available from the corresponding authors upon request.

Code availability

The codes that support the findings of this study are available from the corresponding authors upon reasonable request. The code for generating a RKHS representation of the electronic structure data is available at <https://github.com/MeuwlyGroup/RKHS>.

Received: 27 June 2019; Accepted: 28 October 2019;

Published online: 28 November 2019

References

- Willitsch, S. Coulomb-crystallised molecular ions in traps: methods, applications, prospects. *Int. Rev. Phys. Chem.* **31**, 175–199 (2012).
- Willitsch, S. Ion-atom hybrid systems. *Proc. Int. Sch. Phys. Enrico Fermi* **189**, 255–268 (2015).
- Willitsch, S. Chemistry with controlled ions. *Adv. Chem. Phys.* **162**, 307–340 (2017).
- Sias, C. & Köhl, M. Hybrid quantum systems of atoms and ions. In (eds Törmä, P. & Sengstock, K.) *Quantum Gas Experiments*, 267–291 (World Scientific Publishing, Singapore, 2014).
- Härter, A. & Hecker Denschlag, J. Cold ion-atom experiments in hybrid traps. *Contemp. Phys.* **55**, 33–45 (2014).
- Tomza, M. et al. Cold hybrid ion-atom systems. *Rev. Mod. Phys.* **91**, 035001 (2019).
- Hall, F. H. J., Aymar, M., Bouloufa-Maafa, N., Dulieu, O. & Willitsch, S. Light-assisted ion-neutral reactive processes in the cold regime: radiative molecule formation versus charge exchange. *Phys. Rev. Lett.* **107**, 243202 (2011).
- Rellergert, W. G. et al. Measurement of a large chemical reaction rate between ultracold closed-shell ^{40}Ca atoms and open-shell $^{174}\text{Yb}^+$ ions held in a hybrid atom-ion trap. *Phys. Rev. Lett.* **107**, 243201 (2011).
- Schmid, S., Härter, A. & Hecker Denschlag, J. Dynamics of a cold trapped ion inside a Bose-Einstein condensate. *Phys. Rev. Lett.* **105**, 133202 (2010).
- Hall, F. H. J., Aymar, M., Raoult, M., Dulieu, O. & Willitsch, S. Light-assisted cold chemical reactions of barium ions with rubidium atoms. *Mol. Phys.* **111**, 1683–1690 (2013).
- Joger, J. et al. Observation of collisions between cold Li atoms and Yb^+ ions. *Phys. Rev. A* **96**, 030703 (2017).
- Zipkes, C., Palzer, S., Sias, C. & Köhl, M. A trapped single ion inside a Bose-Einstein condensate. *Nature* **464**, 388–392 (2010).
- Rellergert, W. G. et al. Evidence for sympathetic vibrational cooling of translationally cold molecules. *Nature* **495**, 490–495 (2013).
- Haze, S., Sasakawa, M., Saito, R., Nakai, R. & Mukaiyama, T. Cooling dynamics of a single trapped ion via elastic collisions with small-mass atoms. *Phys. Rev. Lett.* **120**, 043401 (2018).
- Krükow, A. et al. Energy scaling of cold atom-atom-ion three-body recombination. *Phys. Rev. Lett.* **116**, 193201 (2016).
- Sikorsky, T., Meir, Z., Ben-shlomi, R., Akerman, N. & Ozeri, R. Spin-controlled atom-ion chemistry. *Nat. Commun.* **9**, 920 (2018).
- Meir, Z. et al. Dynamics of a ground-state cooled ion colliding with ultracold atoms. *Phys. Rev. Lett.* **117**, 243401 (2016).
- Rouse, I. & Willitsch, S. Superstatistical energy distributions of an ion in an ultracold buffer gas. *Phys. Rev. Lett.* **118**, 143401 (2017).
- Willitsch, S., Bell, M. T., Gingell, A. D., Procter, S. R. & Softley, T. P. Cold reactive collisions between laser-cooled ions and velocity-selected neutral molecules. *Phys. Rev. Lett.* **100**, 043203 (2008).
- Otto, R., Mikosch, J., Trippel, S., Weidemüller, M. & Wester, R. Nonstandard behavior of a negative ion reaction at very low temperatures. *Phys. Rev. Lett.* **101**, 063201 (2008).
- Allmendinger, P., Deiglmayr, J., Höveler, K., Schullian, O. & Merkt, F. Observation of enhanced rate coefficients in the reaction $\text{H}_2^+ + \text{H}_2^+ \rightarrow \text{H}_2^+ + \text{H}$ at low collision energies. *J. Chem. Phys.* **145**, 244316 (2016).
- Hall, F. & Willitsch, S. Millikelvin reactive collisions between sympathetically cooled molecular ions and laser-cooled atoms in an ion-atom hybrid trap. *Phys. Rev. Lett.* **109**, 233202 (2012).
- Puri, P. et al. Synthesis of mixed hypermetallic oxide BaOCa^+ from laser-cooled reagents in an atom-ion hybrid trap. *Science* **357**, 1370–1375 (2017).
- Puri, P. et al. Reaction blockading in a reaction between an excited atom and a charged molecule at low collision energy. *Nat. Chem.* **11**, 615–621 (2019).
- da Silva, H. Jr, Raoult, M., Aymar, M. & Dulieu, O. Formation of molecular ions by radiative association of cold trapped atoms and ions. *New J. Phys.* **17**, 045015 (2015).
- Tacconi, M., Gianturco, F. A. & Belyaev, A. K. Computing charge-exchange cross sections for Ca^+ collisions with Rb at low and ultralow energies. *Phys. Chem. Chem. Phys.* **13**, 19156 (2011).
- Zhang, D. & Willitsch, S. Cold chemistry: molecular scattering and reactivity near absolute zero. In (eds Dulieu, O. & Osterwalder, A.) *Cold Chemistry: Molecular Scattering and Reactivity Near Absolute Zero*, 496–536 (RSC Publishing, 2017).
- Gioumousis, G. & Stevenson, D. P. Reactions of gaseous molecule ions with gaseous molecules V theory. *J. Chem. Phys.* **29**, 294–299 (1958).
- van der Kamp, A. B., Cosby, P. C. & van der Zande, W. J. Charge-transfer production of predissociated N_2 states. I. The $n = 3$ Rydberg state region (12.8–14 eV). *Chem. Phys.* **184**, 319–333 (1994).
- Eberle, P., Dörfler, A. D., vonPlanta, C., Ravi, K. & Willitsch, S. A dynamic ion-atom hybrid trap for high-resolution cold-collision studies. *ChemPhysChem* **17**, 3769–3775 (2016).
- Tsien, T. P., Parker, G. A. & Pack, R. T. Rotationally inelastic molecular scattering. Computational tests of some simple solutions of the strong coupling problem. *J. Chem. Phys.* **59**, 5373–5381 (1973).
- Townsend, D. et al. The roaming atom: straying from the reaction path in formaldehyde decomposition. *Science* **306**, 1158–1161 (2004).
- Joalland, B., Shi, Y., Kamasah, A., Suits, A. G. & Mebel, A. M. Roaming dynamics in radical addition-elimination reactions. *Nat. Commun.* **5**, 4064 (2014).
- Bowman, J. M. & Houston, P. L. Theories and simulations of roaming. *Chem. Soc. Rev.* **46**, 7615–7624 (2017).
- Maugüière, F. A. L., Collins, P., Ezra, G. S., Farantos, S. C. & Wiggins, S. Multiple transition states and roaming in ion-molecule reactions: A phase space perspective. *Chem. Phys. Lett.* **592**, 282–287 (2014).
- Tong, X. et al. State-selected ion-molecule reactions with Coulomb-crystallized molecular ions in traps. *Chem. Phys. Lett.* **547**, 1–8 (2012).
- Hall, F. H. J. et al. Ion-neutral chemistry at ultralow energies: dynamics of reactive collisions between laser-cooled Ca^+ ions and Rb atoms in an ion-atom hybrid trap. *Mol. Phys.* **111**, 2020–2032 (2013).
- Zipkes, C., Palzer, S., Ratschbacher, L., Sias, C. & Köhl, M. Cold heteronuclear atom ion collisions. *Phys. Rev. Lett.* **105**, 133201 (2010).
- Haze, S., Saito, R., Fujinaga, M. & Mukaiyama, T. Charge-exchange collisions between ultracold fermionic lithium atoms and calcium ions. *Phys. Rev. A* **91**, 032709 (2015).
- Ratschbacher, L., Zipkes, C., Sias, C. & Köhl, M. Controlling chemical reactions of a single particle. *Nat. Phys.* **8**, 649–652 (2012).
- Gianturco, F. A. et al. $\text{N}_2^+(^2\Sigma_g^-)$ and $\text{Rb}(^2S)$ in a hybrid trap: modeling ion losses from radiative association paths. *Phys. Chem. Chem. Phys.* **21**, 8342 (2019).
- Tong, X., Winney, A. H. & Willitsch, S. Sympathetic cooling of state-selected molecular ions. *Phys. Rev. Lett.* **105**, 143001 (2010).
- Wang, Y., Woodward, C. A. & Chupka, W. A. Ionic state preparation of O_2^+ via the $3d\delta^{13}\phi_g$ Rydberg states of O_2^+ . *Chem. Phys. Lett.* **214**, 290–292 (1993).
- Werner, H. & Knowles, P. J. An efficient internally contracted multiconfiguration-reference configuration interaction method. *J. Chem. Phys.* **89**, 5803–5814 (1988).
- Dunning, T. H. Jr. Gaussian basis sets for use in correlated molecular calculations. I. The atoms boron through neon and hydrogen. *J. Chem. Phys.* **90**, 1007–1023 (1989).
- Lim, I. S., Schwerdtfeger, P., Metz, B. & Stoll, H. All-electron and relativistic pseudopotential studies for the group 1 element polarizabilities from K to element 119. *J. Chem. Phys.* **122**, 104103 (2005).
- Tomza, M. et al. Interatomic potentials, electric properties and spectroscopy of the ground and excited states of the Rb_2 molecule: ab initio calculations and effect of a non-resonant field. *Mol. Phys.* **111**, 1781–1797 (2013).
- Werner, H.-J. et al. *MOLPRO, Version 2015.1, A Package of Ab Initio Programs*. <http://www.molpro.net> (2015).
- Ho, T.-S. & Rabitz, H. A general method for constructing multidimensional molecular potential energy surfaces from ab initio calculations. *J. Chem. Phys.* **104**, 2584–2597 (1996).
- Unke, O. T. & Meuwly, M. Toolkit for the construction of reproducing Kernel-Based representations of data: application to multidimensional potential energy surfaces. *J. Chem. Inf. Model.* **57**, 1923–1931 (2017).
- Johnson, B. R. The renormalized Numerov method applied to calculating bound states of the coupled-channel Schroedinger equation. *J. Chem. Phys.* **69**, 4678–4688 (1978).
- Tomza, M., González-Férez, R., Koch, C. P. & Moszynski, R. Controlling magnetic Feshbach resonances in polar open-shell molecules with nonresonant light. *Phys. Rev. Lett.* **112**, 113201 (2014).

53. Koner, D., Bemish, R. J. & Meuwly, M. The $C(^3P) + NO(X^2\Pi) \rightarrow O(^3P) + CN(X^2\Sigma^+)$, $N(^2D)/N(^4S) + CO(X^1\Sigma^+)$ reaction: rates, branching ratios, and final states from 15 K to 20 000 K. *J. Chem. Phys.* **149**, 094305 (2018).
54. Truhlar, D. G. & Muckerman, J. T. Reactive scattering cross sections III: quasiclassical and semiclassical methods. In (ed Bernstein, R. D.) *Atom-Molecule Collision Theory*. pp. 505–566. (Springer, Boston, 1979).
55. Henriksen, N. E. & Hansen, F. Y. *Theories of Molecular Reaction Dynamics* (Oxford University Press, 2011).
56. Bender, J. D. et al. An improved potential energy surface and multi-temperature quasiclassical trajectory calculations of $N_2 + N_2$ dissociation reactions. *J. Chem. Phys.* **143**, 054304 (2015).
57. Stine, J. R. & Muckerman, J. T. On the multidimensional surface intersection problem and classical trajectory “surface hopping”. *J. Chem. Phys.* **65**, 3975–3984 (1976).
58. Landau, L. D. A theory of energy transfer II. *Phys. Z. Sowjet.* **2**, 46 (1932).
59. Zener, C. Non-adiabatic crossing of energy levels. *Proc. R. Soc. London A* **137**, 696–702 (1932).
60. Belyaev, A. K. & Lebedev, O. V. Nonadiabatic nuclear dynamics of atomic collisions based on branching classical trajectories. *Phys. Rev. A* **84**, 014701 (2011).
61. Belyaev, A. K., Lasser, C. & Trigila, G. Landau-Zener type surface hopping algorithms. *J. Chem. Phys.* **140**, 224108 (2014).
62. Miller, W. H. & George, T. F. Semiclassical theory of electronic transitions in low energy atomic and molecular collisions involving several nuclear degrees of freedom. *J. Chem. Phys.* **56**, 5637–5652 (1972).

Acknowledgements

The current work was supported by the Swiss National Science Foundation, grant nr. 200020_175533, the NCCR MUST and the University of Basel. M.T. was supported by the National Science Centre Poland (Sonata Grant nr. 2015/19/D/ST4/02173) and the PL-Grid Infrastructure.

Author contributions

A.D. performed all the experiments except for the reactions of O_2^+ with a stationary Rb cloud which were performed by P.E. S.W. supervised the experimental part of the project. M.T. performed the electronic-structure and quantum-dynamics calculations. D.K. and

M.M. performed the classical-dynamics calculations. A.D., M.T., D.K., M.M. and S.W. wrote the paper.

Competing interests

The authors declare no competing interests.

Additional information

Supplementary Information accompanies this paper at <https://doi.org/10.1038/s41467-019-13218-x>.

Correspondence and requests for materials should be addressed to M.T., M.M. or S.W.

Peer review information *Nature Communications* thanks the anonymous reviewers for their contributions to the peer review of this work.

Reprints and permission information is available at <http://www.nature.com/reprints>

Publisher's note Springer Nature remains neutral with regard to jurisdictional claims in published maps and institutional affiliations.



Open Access This article is licensed under a Creative Commons Attribution 4.0 International License, which permits use, sharing, adaptation, distribution and reproduction in any medium or format, as long as you give appropriate credit to the original author(s) and the source, provide a link to the Creative Commons license, and indicate if changes were made. The images or other third party material in this article are included in the article's Creative Commons license, unless indicated otherwise in a credit line to the material. If material is not included in the article's Creative Commons license and your intended use is not permitted by statutory regulation or exceeds the permitted use, you will need to obtain permission directly from the copyright holder. To view a copy of this license, visit <http://creativecommons.org/licenses/by/4.0/>.

© The Author(s) 2019