






REVIEW ARTICLE

Psoriasis and COVID-19: A narrative review with treatment considerations

Ömer Faruk Elmas¹ | Abdullah Demirbaş²  | Ömer Kutlu³  | Fatih Bağcıer⁴ |
Mahmut Sami Metin⁵ | Kemal Özyurt¹  | Necmettin Akdeniz⁶ |
Mustafa Atasoy⁷ | Ümit Türsen⁸  | Torello Lotti⁹ 

¹Department of Dermatology, Kırşehir Ahi Evran University, Kırşehir, Turkey

²Department of Dermatology, Konya Numune State Hospital, Konya, Turkey

³Department of Dermatology, Uşak University, Uşak, Turkey

⁴Department of Physical Medicine and Rehabilitation, Biruni University, Istanbul, Turkey

⁵Department of Dermatology, Adana Kozan State Hospital, Adana, Turkey

⁶Department of Dermatology, Istanbul Medeniyet University, Istanbul, Turkey

⁷Department of Dermatology, Mersin University, Mersin, Turkey

⁸Department of Dermatology, Health Science University, Kayseri City Hospital, Kayseri, Turkey

⁹Department of Dermatology, Guglielmo Marconi University, Rome, Italy

Correspondence:

Abdullah Demirbaş, Department of Dermatology, Konya Numune Hospital, Konya, Turkey.

Email: abdullah_demrba@yahoo.com

Abstract

Coronavirus disease (COVID-19) is a highly contagious respiratory infection caused by severe acute respiratory syndrome coronavirus 2 (SARS-CoV-2). COVID-19 outbreak has been declared a pandemic by the World Health Organization on March 2020. The pandemic has affected the management of psoriasis not only for those who are under treatment but also for those who are about to begin a new therapy to control their disease. An increasing number of studies in the current literature have focused on the relationship between psoriasis and COVID-19 from different perspectives. This narrative review includes searching the PubMed and Web of Science databases using the keywords “psoriasis,” “psoriatic arthritis,” “coronavirus,” “COVID-19,” and “SARS-CoV-2.” The search was supplemented by manual searching of reference lists of included articles. A total of 11 relevant original investigations and 6 case studies was identified. The search was updated in May 2019. Due to the absence of randomized controlled trials, it is not likely to have a robust evidence-based approach to psoriasis management in the era of COVID-19. However, the current literature may provide some clues for safety considerations. Conventional immunosuppressive therapies such as methotrexate and cyclosporine, and anti-tumor necrosis factor agents should not be preferred due to increased risk of infection, especially in high-risk areas. The use of cyclosporine may pose additional risk due to the side effect of hypertension, which has been reported to be associated with susceptibility to severe COVID-19. Considering that the current literature has provided no conclusive evidence that biologics increase the risk of COVID-19, withdrawal of these agents should be reserved for patients with COVID-19 symptoms. The treatment approach should be personalized, considering the advantages and disadvantages for each case separately.

KEYWORDS

coronavirus, COVID-19, pandemic, psoriasis, psoriatic arthritis

1 | INTRODUCTION

Psoriasis is a common chronic inflammatory skin disease associated with significant morbidity extending beyond the cutaneous

manifestations.¹ The disease affects about 2% to 3% of the population worldwide, and its management requires qualified professionals to provide high-quality care.^{2,3} Coronavirus disease (COVID-19) is a highly contagious respiratory infection caused by severe acute

respiratory syndrome coronavirus 2 (SARS-CoV-2). COVID-19 outbreak, which caused thousands of deaths, has been declared a pandemic by the World Health Organization on March 2020.⁴ The pandemic has been reported to modify the course of many diseases, and psoriasis is not exempt from the impact of the outbreak.^{5,6}

2 | METHODS

This narrative review includes searching the PubMed and Web of Science databases using the keywords "psoriasis," "psoriatic arthritis," "coronavirus," "COVID-19," and "SARS-Cov-2." The search was supplemented by manual searching of reference lists of included articles. A total of 11 relevant original articles and 6 case studies was identified. The search was updated in May 2019.

2.1 | The impact of pandemic on the course of psoriasis

The COVID-19 pandemic has altered the approach to all patients necessitating close contact during a visit, including dermatologic consultations. The healthcare system was overwhelmed in many countries, and many centers could not cope with the vast number of patients. Patients with psoriasis were not exempt from this situation and had only limited access to required healthcare settings in many countries. Many centers were able to maintain scheduled treatments for only selected patients.³ Limited availability of dermatology care services caused exacerbation of preexisting cases of psoriasis, while new cases failed to be diagnosed. "Stay at home" orders issued by many authorities to limit the spread of the infection were another reason for fewer patients applying for outpatient services.⁷

Emotional stress is another factor that may act as a catalyst for the onset and aggravation of psoriasis.⁸ Kutlu and Metin suggested that the burden of stress prompted by the COVID-19 pandemic might raise the number of psoriasis cases demanding dermatology visits.⁹

A recent web-based study investigating the association of outdoor activity restriction and income loss with patient-reported outcomes of psoriasis during the COVID-19 pandemic showed that 43.7% of 926 patients described moderate-to-much worsening of psoriasis. Outdoor activity limitation was found to be positively correlated with the worsening of psoriasis, stress, and anxiety and depression. Likewise, income loss was associated with the exacerbation of psoriasis, stress, and anxiety and depression.¹⁰

Maximizing the psychosocial support available to patients with psoriasis during the pandemic may play a significant role in controlling disease activity.

2.2 | The impact of COVID-19 itself on the course of psoriasis

Patients with COVID-19 may show characteristics of hyperinflammation caused by the overproduction of cytokines. Biomarkers

of inflammation such as C-reactive protein and ferritin have been found significantly elevated in patients with COVID-19.¹¹ Given the crucial role of inflammation in the pathogenesis of psoriasis, it can be suggested that hyperinflammation status caused by COVID-19 may also alter the course of psoriasis. In their series of 52 patients, Kutlu and Metin found that 9.6% of patients with COVID-19 who were previously admitted to the dermatology outpatient clinic had psoriasis. They concluded that patients with psoriasis may be more vulnerable to COVID-19.⁹ Ozaras et al reported a case of psoriasis worsened possibly due to COVID 19. The authors implied that hyperinflammation status generated by COVID-19 itself might exacerbate psoriasis.¹²

2.3 | COVID-19-related medications and psoriasis

At this time, there are no medications that have been proven to be effective for the prevention or treatment of COVID-19. However, various antiviral agents, immunotherapies, and vaccines continue to be investigated as potential therapeutics.

Hydroxychloroquine (HCQ) has been licensed since 1955 for the prevention and treatment of malaria.¹³ The studies suggest that HCQ may have antiviral effects. Notwithstanding the absence of obvious evidence, Food and Drug Administration allowed emergency use of HCQ in hospitalized patients without alternative treatment options.¹⁴ Psoriasis has been reported to be induced or aggravated by HCQ. Most recently, Kutlu and Metin reported a 71-year-old patient with COVID-19 to have an aggravation of preexisting psoriasis following HCQ and oseltamivir administration.⁵ Although the precise causes of this effect are not entirely understood, it has been reported that HCQ may increase the production of interleukin (IL)-17 resulting in enhanced keratinocyte growth.¹⁵ In their recent systematic review investigating the effects of HCQ on psoriasis, Sachdeva et al identified 18 cases of psoriasis affected by HCQ. Of the 18 cases, 50.0% had new-onset psoriasis, 27.8% experienced an aggravation of psoriatic lesions, and 22.2% showed a relapse of psoriasis after HCQ treatment. Besides well-known adverse effects of HCQ, including prolonged QT and cardiomyopathy, it is also crucial to recognize the possible impact of HCQ on worsening, recurrence, or new onset of psoriatic lesions. However, given the absence of clear evidence, more extensive studies are needed to validate the findings reported so far.¹⁶

Azithromycin is a macrolide antimicrobial agent with documented *in vitro* antiviral and anti-SARS-CoV-2 effects. It may modify SARS-CoV-2 entry by interfering between its spike protein and host ACE2 receptor. Clinical studies have revealed the ability of azithromycin to decrease the viral load. It has also been shown to improve mortality in the Middle East respiratory syndrome (MERS)-coronavirus infection.¹⁷

A single-blind, randomized-controlled study has shown that azithromycin may be a potential therapeutic option for chronic plaque psoriasis via its effects on superantigen-producing group A streptococcus, and by its possible immunomodulatory effect on epidermal Langerhans cells and keratinocytes.¹⁸ In another study, Huang et al found that azithromycin inhibits TLR7 signaling in dendritic cells and improves the imiquimod-induced psoriasis-like cutaneous inflammation in mice.¹⁹ It can be hypothesized that the use of azithromycin in

COVID-19 cases with preexisting psoriasis may alleviate psoriatic lesions. However, it is obvious that more observations and prospective studies are needed to confirm or reject this hypothesis.

2.4 | Treatment of psoriasis in the era of COVID-19

2.4.1 | Acitretin

Acitretin has anti-inflammatory properties and inhibits cell differentiation without immunosuppressive effects. In their cohort study, Dommasch et al found that patients with psoriasis on acitretin treatment showed no increased risk of viral or respiratory infection.²⁰ Caselli et al showed that retinoids may have antiviral effects on human herpes virus.²¹ The effects of retinoids on SARS-Cov-2 remain unknown. Although acitretin has not been proven safe in patients with COVID-19, it can be preferred during the pandemic because it has no immunosuppressive effects.

2.4.2 | Methotrexate and cyclosporine

Both methotrexate and cyclosporine are associated with an increased risk of infection. The overall frequency of contracting pneumonia in patients with psoriasis using methotrexate has been reported to be 0.8%.²² Cyclosporine only slightly increases the risk of respiratory tract infections. However, the main adverse effects of cyclosporine, such as hypertension and renal dysfunction, may pose more severe risks for patients contracted COVID-19. It should be noted that patients with hypertension are more prone to develop severe COVID-19 infection.²³ Unexpectedly, Wilde reported that cyclosporine strongly inhibits *in vitro* replication of MERS-coronavirus, while its *in vivo* effects remain unknown.²⁴

Despite the impact of these immunosuppressive agents on the course of COVID-19 is clearly unknown, several dermatology societies have recommended to withdraw or suspend immunosuppressive treatments in the case of COVID-19 diagnosis until the patient recovers from the infection. However, the decision has been left to the cooperation between the patient and physician in charge, considering the advantages/disadvantages for each case separately.^{25,26}

2.4.3 | Biologics and anti-IL therapies

Biologics inhibit immune-mediated pathways including distinct cytokines. Therefore, they may pose a possible risk of enhanced sensitivity to infections. However, there is no clear evidence supporting the withdrawal of biologics for most patients with psoriasis due to the risk of infection. Some authors have not recommended the withdrawal of tumor necrosis factor alpha (TNF α) inhibitors and anti-IL biologics due to "likely moderate risk" in the case of mild viral symptoms.²⁷ Other authors have proposed avoidance of TNF α inhibitors for patients with cutaneous diseases in regions with high infection rates and

discontinuation of all biological agents in the case of exposure to COVID-19 cases.²⁸ Nevertheless, whether discontinuation of immunomodulatory treatments may enhance the risk of cytokine storm is remained unknown.

Several studies reported comparable risks of infections in patients with psoriasis receiving biologic agents. In a study investigating the risk of serious infection in patients with psoriasis receiving biologics, the highest risk has been reported for infliximab. The authors found no significant increases in the risk of serious infection for etanercept, adalimumab, or ustekinumab compared with nonbiologic systemic therapies or methotrexate only.²⁹ Another study has shown no significant difference between the biologics and other systemic therapies in terms of the risk of serious infection.³⁰ In a recent study, including 515 patients with psoriasis on biologics, psoriasis worsened in 9 of the 27 (33.3%) patients who left their treatments. None of the 488 patients who survive treatment described any COVID-19-related symptoms, supporting the safety of biologic agents in patients with psoriasis.³¹ In a cross-sectional, questionnaire-based study, the authors found that COVID-19 knowledge prevents biologics discontinuation. The authors concluded that dermatologists should inform their patients about COVID-19 to avoid their loss of compliance.³² In a multicenter study, the authors reported that 23 patients with psoriasis on biologics had COVID-19 symptoms but they did not stop treatment. The authors did not observe a more severe course of suspected COVID-19 signs in patients who maintained treatment.³³ In their case series including four COVID-19 patients with psoriasis on biological drugs, the authors found that only one patient, who was on guselkumab, exhibited a severe form of COVID-19. Another patient, who was on IL-12/23 inhibitor ustekinumab, showed only mild symptoms. The other two cases did not show any symptoms. The authors concluded that biological drugs may play a protective function against the onset and the course of the infection.³⁴ On the other hand, Benhadeu et al reported improvement of COVID-19 symptoms following guselkumab injection in a patient with psoriasis.³⁵ Messina et al also reported a case of COVID-19 in a patient with psoriasis on IL-23 inhibitor guselkumab. The patient showed only mild symptoms and the authors concluded that IL-23/IL-17 pathway inhibition may not be deleterious in the setting of COVID-19 infection.³⁶ Balestri et al reported a patient who was infected during the induction regimen of IL-17 inhibitor ixekizumab. The patient was tested positive for SARS-CoV-2 following contact with a COVID-positive patient. The patient was completely asymptomatic, although he continued the treatment as previously scheduled.³⁷ Considering that the interference of IL-17/23 pathway may have beneficial outcomes in COVID-19, ixekizumab is being investigated for the treatment of COVID-19 infection.³⁶ In a large cohort study including 1193 patients with psoriasis on biologics and small molecules, the authors found that patients on biologics were at a greater risk to test positive for COVID-19 and to be hospitalized. However, they reported no increased risk of intensive care unit admission or death.³⁸ In a retrospective multicenter study including 206 patients with psoriasis on biologics, the authors found no significant number of hospitalizations or deaths from COVID-19.³⁹ In another retrospective study, including 980 patients with psoriasis on biologics, the authors have found no early signal of

an increased hospitalization or death from COVID-19.⁴⁰ Finally, in a telephone consultation-based study including 168 patients with psoriasis on biologics, the authors did not observe a high frequency of COVID-19 or related symptoms.⁴¹

The current literature has shown no conclusive evidence that biological agents increase the risk of COVID-19. Therefore, preventive withdrawal of treatment should be avoided and reserved for patients with COVID-19 symptoms. The cessation of biologics may also be considered for patients having contact with a confirmed case of COVID-19. Unnecessary biologic withdrawal may cause worsening of psoriasis, increased disease burden, unfavorable impact on the quality of life, and raised healthcare costs. Moreover, the subsequent return to biologic therapeutics can be related to switching toward more expensive drugs because of the limited efficiency of biologics in the same patient after their interruption.⁴²

2.4.4 | Psoriatic arthritis and COVID-19

Psoriasis and psoriatic arthritis (PsA) share many treatments, including methotrexate, biologics, small molecules, and cyclosporine. Valenti et al described a case of psoriasis and PsA managed with adalimumab every 2 weeks for about 2 years, which rapidly recovered from COVID-19.⁴³ Messina et al reported a case of COVID-19 in a patient with psoriasis and PsA on guselkumab. The patient showed only mild symptoms and the authors suggested that IL-23/IL-17 pathway interference may not be harmful in the setting of COVID-19 infection.³⁶

Although there is a slight risk of infections with these therapies, many rheumatologic societies including European League Against Rheumatism and American College of Rheumatology are against the improper withdrawal of immunosuppressants and immunomodulatory therapies for PsA due to the risk of disease flare, which may be associated with more adverse events than the treatment itself. Exacerbation of PsA may induce systemic inflammation and immunological disturbance, which are responsible for increased sensitivity to infections in the setting of systemic polyarthritis. Moreover, an active disorder requires a medical reassessment, which is best to be avoided during the pandemic due to the higher risk of contamination in the hospital. On the other hand, if any symptoms suggestive of COVID-19 occur, the discontinuation of immunosuppressive and immunomodulatory therapies should be considered on a case-by-case basis.⁴⁴ It should be noted that almost all available data originate from the pre-COVID-19 area and they should be interpreted with caution.⁴⁵

Nonsteroid anti-inflammatory agents are also frequently used in PsA. WHO announced that there is no evidence of any relationship between the use of nonsteroid anti-inflammatory agents and COVID-19 mortality. Until more data are available, nonsteroid anti-inflammatory agents should not be discontinued in patients with PsA.⁴⁶

3 | CONCLUSIONS

The COVID-19 pandemic has negatively affected the management of many diseases, and psoriasis is not exempt from this situation.

Patients' inability to access adequate healthcare services and stress burden caused exacerbations in psoriasis cases. We believe that it is essential to closely monitor patients with psoriasis and provide alternative healthcare tools, such as telephone consultations and tele-dermatology, when necessary. Providing psychosocial support to the patients and their families may also have beneficial effects in controlling the disease activity. We recommend that classical immunosuppressive agents such as methotrexate, cyclosporine, and TNF α inhibitors should be avoided especially in high-risk areas. Considering that the current study has provided no conclusive evidence that biologics increase the risk of COVID-19, withdrawal of these agents should be reserved for patients with COVID-19 symptoms.

CONFLICT OF INTEREST

The authors declare no conflict of interest.

AUTHOR CONTRIBUTIONS

Ö.F.E., A.D., Ö.K., and M.S.M. contributed to literature searching, designing, and writing the manuscript. Ö.F.E., F.B, M.A., Ü.T., and T.L. contributed to substantial contributions to conception, design, and interpretation of data. Ö.F.E., A.D., N.A., and K.Ö. contributed to editing, revising, and final approval of the manuscript.

ORCID

Abdullah Demirbaş  <https://orcid.org/0000-0002-3419-9084>

Ömer Kutlu  <https://orcid.org/0000-0002-9665-015X>

Kemal Özyurt  <https://orcid.org/0000-0002-6913-8310>

Ümit Türsen  <https://orcid.org/0000-0002-5807-6759>

Torello Lotti  <https://orcid.org/0000-0003-0840-1936>

REFERENCES

1. Kızılyel O, Akdeniz N, Metin MS, Elmas OF. Investigation of oxidant and antioxidant levels in patients with psoriasis. *Turk J Med Sci.* 2019; 49(4):1085-1088.
2. Gran F, Kerstan A, Serfling E, Goebeler M, Muhammad K. Current developments in the immunology of psoriasis. *Yale J Biol Med.* 2020; 93(1):97-110.
3. Atzori L, Mugheddu C, Addis G, et al. Psoriasis health care in the time of the coronavirus pandemic: insights from dedicated centers in Sardinia (Italy). *J Eur Acad Dermatol Venereol.* 2020;34(6):e247-e248. <https://doi.org/10.1111/jdv.16473>.
4. World Health Organization Naming the coronavirus disease (covid-19) and the virus that causes it. 2020 <https://int/emergencies/diseases/novel-coronavirus-/technical-guidance/naming-the-coronavirus-disease-and-the-virus-that-causes-it>.
5. Kutlu Ö, Metin A. A case of exacerbation of psoriasis after oseltamivir and hydroxychloroquine in a patient with COVID-19: will cases of psoriasis increase after COVID-19 pandemic? *Dermatol Ther.* 2020; e13383. <https://doi.org/10.1111/dth.13383> [published online ahead of print, 2020 Apr 7].
6. Ye C, Cai S, Shen G, et al. Clinical features of rheumatic patients infected with COVID-19 in Wuhan, China. *Ann Rheum Dis.* 2020. <https://doi.org/10.1136/annrheumdis-2020-217627> [published online ahead of print, 2020 May 22].
7. Kutlu Ö, Güneş R, Coerd K, Metin A, Khachemoune A. The effect of the "stay-at-home" policy on requests for dermatology outpatient clinic visits after the COVID-19 outbreak. *Dermatol Ther.* 2020; e13581. <https://doi.org/10.1111/dth.13581> [published online ahead of print, 2020 May 13].

8. Sathyanarayana Rao TS, Basavaraj KH, Das K. Psychosomatic paradigms in psoriasis: psoriasis, stress and mental health. *Indian J Psychiatry*. 2013;55(4):313-315.
9. Kutlu Ö, Metin A. Dermatological diseases presented before COVID-19: are patients with psoriasis and superficial fungal infections more vulnerable to the COVID-19? *Dermatol Ther*. 2020;e13509. <https://doi.org/10.1111/dth.13509> [published online ahead of print, 2020 May 5].
10. Kuang Y, Shen M, Wang Q, et al. Association of outdoor activity restriction and income loss with patient-reported outcomes of psoriasis during the COVID-19 pandemic: a web-based survey. *J Am Acad Dermatol*. 2020;S0190-9622(20)30846-X. <https://doi.org/10.1016/j.jaad.2020.05.018> [published online ahead of print, 2020 May 11].
11. Henry BM, de Oliveira MHS, Benoit S, Plebani M, Lippi G. Hematologic, biochemical and immune biomarker abnormalities associated with severe illness and mortality in coronavirus disease 2019 (COVID-19): a meta-analysis. *Clin Chem Lab Med*. 2020;58:1021-1028.
12. Ozaras R, Berk A, Ucar DH, Duman H, Kaya F, Mutlu H. Covid-19 and exacerbation of psoriasis. *Dermatol Ther*. 2020;e13632. <https://doi.org/10.1111/dth.13632> [published online ahead of print, 2020 May 20].
13. Balak DM, Hajdarbegovic E. Drug-induced psoriasis: clinical perspectives. *Psoriasis (Auckl)*. 2017;7:87-94.
14. U.S. Food and Drug Administration; 2020 <https://www.fda.gov/media/136534/download>. Accessed April 2, 2020.
15. Said A, Bock S, Lajqi T, Muller G, Weindl G. Chloroquine promotes IL-17 production by CD4+ T cells via p38-dependent IL-23 release by monocyte-derived Langerhans-like cells. *J Immunol*. 2014;193(12):6135-6143.
16. Sachdeva M, Mufti A, Maliyar K, Lytvyn Y, Yeung J. Hydroxychloroquine effects on psoriasis: a systematic review and a cautionary note for COVID-19 treatment. *J Am Acad Dermatol*. 2020;S0190-9622(20)30942-7. <https://doi.org/10.1016/j.jaad.2020.05.074> [published online ahead of print, 2020 May 19].
17. Megarbane B, Scherrmann JM. Hydroxychloroquine and azithromycin to treat patients with COVID-19: both friends and foes? *J Clin Pharmacol*. 2020;60:808-814.
18. Saxena VN, Dogra J. Long-term oral azithromycin in chronic plaque psoriasis: a controlled trial. *Eur J Dermatol*. 2010;20(3):329-333.
19. Huang SW, Chen YJ, Wang ST, et al. Azithromycin impairs TLR7 signaling in dendritic cells and improves the severity of imiquimod-induced psoriasis-like skin inflammation in mice. *J Dermatol Sci*. 2016;84(1):59-70.
20. Dommasch ED, Kim SC, Lee MP, Gagne JJ. Risk of serious infection in patients receiving systemic medications for the treatment of psoriasis. *JAMA Dermatol*. 2019;155:1142.
21. Caselli E, Galvan M, Santoni F, et al. Retinoic acid analogues inhibit human herpesvirus 8 replication. *Antivir Ther*. 2008;13(2):199-209.
22. West J, Ogston S, Foerster J. Safety and efficacy of methotrexate in psoriasis: a meta-analysis of published trials. *PLoS One*. 2016;11(5):e0153740.
23. Karadag AS, Aslan Kayiran M, Lotti T, Wollina U. Immunosuppressive and immunomodulator therapy for rare or uncommon skin disorders in pandemic days. *Dermatol Ther*. 2020;e13686. <https://doi.org/10.1111/dth.13686> [published online ahead of print, 2020 May 27]
24. de Wilde AH, Raj VS, Oudshoorn D, et al. MERS-coronavirus replication induces severe in vitro cytopathology and is strongly inhibited by cyclosporin A or interferon-alpha treatment. *J Gen Virol*. 2013;94(8):1749-1760.
25. American Academy of Dermatology Association. Managing your practice through the COVID-19 outbreak. <https://www.aad.org/member/practice/managing/coronavirus>. Accessed May 27, 2020.
26. International Psoriasis Council. Statement on the coronavirus (COVID-19) outbreak. <https://www.psoriasisCouncil.org/blog/State-ment-on-COVID-19-and-Psoriasis.htm>. Accessed May 27, 2020.
27. Price KN, Frew JW, Hsiao JL, Shi VY. COVID-19 and immunomodulator/immunosuppressant use in dermatology. *J Am Acad Dermatol*. 2020;82(5):e173-e175.
28. Conforti C, Giuffrida R, Dianzani C, Di Meo N, Zalaudek I. COVID-19 and psoriasis: is it time to limit treatment with immunosuppressants? A call for action. *Dermatol Ther*. 2020;e13298. <https://doi.org/10.1111/dth.13298> [published online ahead of print, 2020 Mar 11].
29. Yiu ZZN, Smith CH, Ashcroft DM, et al. Risk of serious infection in patients with psoriasis receiving biologic therapies: a prospective cohort study from the British Association of Dermatologists Biologic Interventions Register (BADBIR). *J Invest Dermatol*. 2018;138(3):534-541.
30. Kalb RE, Fiorentino DF, Lebwohl MG, et al. Risk of serious infection with biologic and systemic treatment of psoriasis: results from the Psoriasis Longitudinal Assessment and Registry (PSOLAR). *JAMA Dermatol*. 2015;151(9):961-969.
31. Burlando M, Carmisciano L, Cozzani E, Parodi A. A survey of psoriasis patients on biologics during COVID-19: a single Centre experience. *J Dermatolog Treat*. 2020;1. <https://doi.org/10.1080/09546634.2020.1770165> [published online ahead of print, 2020 May 25]
32. Bragazzi NL, Riccò M, Pacifico A, et al. COVID-19 knowledge prevents biologics discontinuation: data from an Italian multi-center survey during RED-ZONE declaration. *Dermatol Ther*. 2020;e13508. <https://doi.org/10.1111/dth.13508> [published online ahead of print, 2020 May 16]
33. Carugno A, Gambini DM, Raponi F, et al. COVID-19 and biologics for psoriasis: a high-epidemic area experience - Bergamo, Lombardy, Italy. *J Am Acad Dermatol*. 2020;83:292-294.
34. Conti A, Lasagni C, Bigi L, Pellacani G. Evolution of COVID-19 infection in 4 psoriatic patients treated with biological drugs. *J Eur Acad Dermatol Venereol*. 2020. <https://doi.org/10.1111/jdv.16587> [published online ahead of print, 2020 May 7].
35. Benhadou F, Del Marmol V. Improvement of SARS-CoV2 symptoms following Guselkumab injection in a psoriatic patient. *J Eur Acad Dermatol Venereol*. 2020. <https://doi.org/10.1111/jdv.16590> [published online ahead of print, 2020 May 7].
36. Messina F, Piaserico S. SARS-CoV-2 infection in a psoriatic patient treated with IL-23 inhibitor. *J Eur Acad Dermatol Venereol*. 2020;34(6):e254-e255. <http://doi.org/10.1111/jdv.16468>
37. Balestri R, Rech G, Girardelli CR. SARS-CoV-2 infection in a psoriatic patient treated with IL-17 inhibitor. *J Eur Acad Dermatol Venereol*. 2020. <https://doi.org/10.1111/jdv.16571> [published online ahead of print, 2020 May 2]
38. Damiani G, Pacifico A, Bragazzi NL, Malagoli P. Biologics increase the risk of SARS-CoV-2 infection and hospitalization, but not ICU admission and death: real-life data from a large cohort during red-zone declaration. *Dermatol Ther*. 2020;e13475. <https://doi.org/10.1111/dth.13475> [published online ahead of print, 2020 May 1].
39. Gisondi P, Facheris P, Dapavo P, et al. The impact of COVID-19 pandemic on patients with chronic plaque psoriasis being treated with biologic therapy: the northern Italy experience. *Br J Dermatol*. 2020. <https://doi.org/10.1111/bjd.19158> [published online ahead of print, 2020 Apr 28].
40. Gisondi P, Zaza G, Del Giglio M, Rossi M, Iacono V, Girolomoni G. Risk of hospitalization and death from COVID-19 infection in patients with chronic plaque psoriasis receiving a biologic treatment and renal transplant recipients in maintenance immunosuppressive treatment. *J Am Acad Dermatol*. 2020;83:285-287.
41. Megna M, Ruggiero A, Marasca C, Fabbrocini G. Biologics for psoriasis patients in the COVID-19 era: more evidence, less fears. *J Dermatolog Treat*. 2020;31(4):328-329.
42. Megna M, Napolitano M, Patruno C, Fabbrocini G. Biologics for psoriasis in COVID-19 era: what do we know? *Dermatol Ther*. 2020;e13467. <https://doi.org/10.1111/dth.13467> [published online ahead of print, 2020 Apr 27].

43. Valenti M, Facheris P, Pavia G, et al. Non-complicated evolution of COVID-19 infection in a patient with psoriasis and psoriatic arthritis during treatment with adalimumab. *Dermatol Ther*. 2020. <https://doi.org/10.1111/dth.13708> [published online ahead of print, 2020 May 30].
44. Coletto LA, Favalli EG, Caporali R. Psoriasis and psoriatic arthritis: how to manage immunosuppressants in COVID-19 days. *Dermatol Ther*. 2020;e13415. <https://doi.org/10.1111/dth.13415> [published online ahead of print, 2020 Apr 14].
45. Wollina U, Fioranelli M, Goldust M, Lotti T. Psoriatic arthritis and COVID-19 pandemic: consequences in medical treatment? *Dermatol Ther*. 2020;e13743. <https://doi.org/10.1111/dth.13743> [published online ahead of print, 2020 Jun 1]
46. Giollo A, Adami G, Gatti D, Idolazzi L, Rossini M. Coronavirus disease 19 (Covid-19) and non-steroidal anti-inflammatory drugs (NSAID). *Ann Rheum Dis*. 2020;annrheumdis-2020-217598. <https://doi.org/10.1136/annrheumdis-2020-217598> [published online ahead of print, 2020 Apr 22].

How to cite this article: Elmas ÖF, Demirbaş A, Kutlu Ö, et al. Psoriasis and COVID-19: A narrative review with treatment considerations. *Dermatologic Therapy*. 2020;33:e13858. <https://doi.org/10.1111/dth.13858>