

# Dynamics of ammonia oxidizers and denitrifiers in response to compost addition in black soil, Northeast China

Zhongzan Yang, Yupeng Guan, Ayodeji Bello, Yanxiang Wu, Jiayi Ding, Leiqi Wang, Yuqing Ren, Guangxin Chen and Wei Yang

College of Resources and Environment, Northeast Agricultural University, Harbin, Heilongjiang, China

## ABSTRACT

Organic fertilizer application could have an impact on the nitrogen cycle mediated by microorganisms in arable soils. However, the dynamics of soil ammonia oxidizers and denitrifiers in response to compost addition are less understood. In this study, we examined the effect of four compost application rates (0, 11.25, 22.5 and 45 t/ha) on soil ammonia oxidizers and denitrifiers at soybean seedling, flowering and mature stage in a field experiment in Northeast China. As revealed by quantitative PCR, compost addition significantly enhanced the abundance of ammonia oxidizing bacteria (AOB) at seedling stage, while the abundance of ammonia oxidizing archaea was unaffected across the growing season. The abundance of genes involved in denitrification (*nirS*, *nirK* and *nosZ*) were generally increased along with compost rate at seedling and flowering stages, but not in mature stage. The non-metric multidimensional scaling analysis revealed that moderate and high level of compost addition consistently induced shift in AOB and *nirS* containing denitrifiers community composition across the growing season. Among AOB lineages, *Nitrosospora* cluster 3a gradually decreased along with the compost rate across the growing season, while *Nitrosomonas* exhibited an opposite trend. Network analysis indicated that the complexity of AOB and *nirS* containing denitrifiers network gradually increased along with the compost rate. Our findings highlighted the positive effect of compost addition on the abundance of ammonia oxidizers and denitrifiers and emphasized that compost addition play crucial roles in shaping their community compositions and co-occurrence networks in black soil of Northeast China.

Submitted 20 November 2019

Accepted 2 March 2020

Published 21 April 2020

Corresponding author

Wei Yang, yangwei@neau.edu.cn

Academic editor

Thulani Makhalanyane

Additional Information and  
Declarations can be found on  
page 13

DOI [10.7717/peerj.8844](https://doi.org/10.7717/peerj.8844)

© Copyright  
2020 Yang et al.

Distributed under  
Creative Commons CC-BY 4.0

**OPEN ACCESS**

**Subjects** Agricultural Science, Ecology, Microbiology

**Keywords** Compost addition, Ammonia oxidizer, Denitrifier, Miseq sequencing, Co-occurrence network

## INTRODUCTION

Black soils, which are widely distributed in Northeast China, are one of the most important soil types in China (Yang *et al.*, 2017). However, due to extensive agricultural intensification combined with the overuse of chemical fertilizers, reduction in soil fertility have occurred over the past few decades (Liu *et al.*, 2003; Yao *et al.*, 2017). In order to improve soil productivity, large amounts of inorganic and organic fertilizers have been

frequently applied in this region (Ding et al., 2014). However, excessive and repeated input of N has aggravated nitrate leaching and exacerbated the emission of greenhouse gases such as N<sub>2</sub>O (Fowler et al., 2013; Robertson & Vitousek, 2009), with substantial effects on soil N cycling.

Soil N cycling is a complex biogeochemical process with several rate limiting steps including N-fixation, nitrification and denitrification (Kuypers, Marchant & Kartal, 2018; He et al., 2007). The distribution and functional diversity of N genes for nitrification (bacterial and archaeal *amoA*) and denitrification (*nirK*, *nirS* and *nosZ*) have previously been used to assess N-cycling functional guilds across various ecosystems (Hallin et al., 2009; Tao et al., 2018; Ai et al., 2013; Radl et al., 2015). Studies have shown that both ammonia-oxidizing bacteria (AOB) and archaea (AOA) play key roles in ammonia oxidation in agricultural soils (Jia & Conrad, 2009; He et al., 2007). However, AOA and AOB belong to different domains with different cell metabolic and biochemical process (Walker et al., 2010), they could theoretically respond differently to fertilizer application strategy (Muema, Cadisch & Rasche, 2016). Several studies demonstrated that application of organic manure or plant residues tend to increase AOA abundance and change AOA community composition, while having little effect on AOB in calcareous fluvo-aquic soils (Ai et al., 2013; Yang et al., 2018). However, others observed that organic fertilizers showed no significant effect on AOA, while AOB abundance and composition was sensitive in calcareous desert soils (Tao et al., 2017). In addition, documented publications indicated that the effect of organic application on denitrifiers can be positive (Yin et al., 2015; Cui et al., 2016; Pereg et al., 2018) or neutral (Miller et al., 2008; Sun et al., 2015) in agricultural soils. Such varying observations indicated that there is still need to examine the effect of organic fertilization on ammonia oxidizers and denitrifiers.

Alternatively, the different response of ammonia oxidizers and denitrifiers to organic amendment mentioned above was possibly due to the sampling period (Hallin et al., 2009; Tao et al., 2018; Ai et al., 2013; Radl et al., 2015). However, it should be noted that most of these studies only indicate short-term or long-term effects of organic amendment in a single sampling time (Hallin et al., 2009; Tao et al., 2018; Ai et al., 2013; Radl et al., 2015), which only capture a specific status of ammonia oxidizers or denitrifiers that may not represent the actual response. Several previous studies indicated that ammonia oxidizers and denitrifiers were subjected to noticeable temporal variations (Hussain et al., 2011; Muema, Cadisch & Rasche, 2016; Zhong et al., 2014). Therefore, a time course study is needed to analyze the evolution of ammonia oxidizers and denitrifiers under application of organic amendment.

Furthermore, both ammonia oxidizers and denitrifiers coexist in complex environment, resulting in cooperative and competitive interactions (Kuypers, Marchant & Kartal, 2018). Network analysis, which have been used recently to examine the co-occurrence of microorganisms, may reveal potential ecological roles and study the complex community organization (Deng et al., 2012). Previous studies indicated that organic input dramatically enhanced the complexity of bacterial network in agricultural soils (Ling et al., 2016;

Yang et al., 2019b). However, how network patterns of soil ammonia oxidizers and denitrifiers respond to organic fertilization remained largely unknown.

In this study, we used amplicon sequencing performing using Illumina Miseq platform to provide insight into the community composition of soil N-related microbial community and quantitative PCR analysis to quantify the abundance of both ammonia oxidizers and denitrifiers. Our objectives were to (1) examine the dynamics of soil ammonia oxidizers and denitrifiers in response to compost addition during soybean growing season; (2) determine the key soil factor in shaping community compositions of soil ammonia oxidizers and *nirS* containing denitrifiers; (3) explore the co-occurrence network patterns of ammonia oxidizers and *nirS* containing denitrifiers in response to compost addition.

## MATERIALS AND METHODS

### Study site and experimental design

The field trial was conducted at Xiangyang experimental farm of Northeast Agricultural University (45°45'45" N, 126°54'46" E), Eastern Songnen Plain, China in 2016 (Yang et al., 2019a, 2019b). The soil at this study site is classified as Mollisols. The experimental field was divided into 16 plots of 5 m × 4.5 m (2 m separating each plot) and each treatment was replicated four times in a complete randomized block design. The field has been in maize-soybean crop rotation, with chemical fertilizers applied, before 2016. Compost were applied as basal fertilizer and evenly mixed with top soil when soybean was planted. There were four treatments: (1) no compost addition (CK); (2) 11.25 t/ha compost addition (low level of compost addition, LC); (3) 22.5 t/ha compost addition (moderate level of compost addition, MC); (4) 45 t/ha compost addition (high level of compost addition, HC). The compost was produced from cattle manure and maize straw (45 days aerobic composting process). The chemical properties of the compost were: pH, 8.0; total organic carbon, 386.1 g/kg; total N, 18.4 g/kg; available P, 1.01 g/kg; NO<sub>3</sub><sup>-</sup>-N, 0.40 g/kg; NH<sub>4</sub><sup>+</sup>-N, 0.21 g/kg; C:N ratio, 21.0. Soybean (*Glycine max* (L.) Merrill) was planted on 6th May and harvested on 29th September, 2016. No pesticide, herbicide or other chemicals were applied during the growing season. For climate and soil characteristics of the field see Yang et al. (2019a, 2019b).

### Soil sampling and soil variables

Soil sampling procedure was described in Yang et al. (2019a, 2019b). Specifically, soils were sampled on June 4 (seedling stage); July 24 (flowering stage) and 27 August (mature stage) in 2016. In each plot, five soil cores (20 cm deep, 5 cm diameter) were randomly collected and bulked together to form a single sample at each sampling time. Soil samples were then passed through 1 mm sieve to remove roots and debris, then stored at -80 °C (for DNA extraction) and 4 °C (for physicochemical analysis). Soil organic matter (SOM), total phosphorus (TP), total N (TN), available phosphorus (AP), available potassium (AK), pH and soil moisture (SM) were determined by Yang et al. (2017). Soil ammonium and nitrate were extracted with 1 M KCl solution (1:5, w/v) for 30 min and then assayed using a continuous-flow analyzer (SAN++, Skalar, Holland).

## DNA extraction and quantitative PCR

For each soil sample (48 in total), DNA was extracted from 0.25 g frozen soil samples using the PowerSoil DNA Isolation Kit (MoBio Laboratories, Inc., Carlsbad, CA, USA) according to the manufacturer's instruction. Quantitative analysis of genes encoding catalytic enzymes of ammonia oxidation (AOA-*amoA* and AOB-*amoA*), and denitrification (*nirK*, *nirS* and *nosZ*) were performed in LightCycler<sup>®</sup> 96 thermocycler (Roche Diagnostics, Indianapolis, IN, USA). The primer sets and PCR conditions of AOA-*amoA*, AOB-*amoA*, *nirS*, *nirK* and *nosZ* genes were summarized in [Table S1](#) ([Rotthauwe, Witzel & Liesack, 1997](#); [Braker, Fesefeldt & Witzel, 1998](#); [Throbäck et al., 2004](#); [Francis et al., 2005](#); [Henry et al., 2006](#)). Amplification was conducted using the SYBR<sup>®</sup> Premix Ex Taq<sup>™</sup> (TaKaRa, Kyoto, Japan). Each reaction mixture (25  $\mu$ L) contained 12.5  $\mu$ L of 2 $\times$  SYBR<sup>®</sup> Premix, one  $\mu$ L of bovine serum albumin (25 mg mL<sup>-1</sup>), 0.5  $\mu$ L of each primer (10  $\mu$ mol L<sup>-1</sup>), one  $\mu$ L of DNA template and 9.5  $\mu$ L of deionized water. These reactions were then performed in triplicate in a single run, on a plate that included a full range of the relevant standards. Standard curves were obtained using serial dilution of plasmids containing the AOA-*amoA*, AOB-*amoA*, *nirS*, *nirK* and *nosZ* genes from soil samples.

## Miseq sequencing of AOB and *nirS* containing denitrifiers communities

The AOB and *nirS* containing denitrifiers communities were analyzed with amplicon sequencing performing using Illumina Miseq platform. The bacterial *amoA* and *nirS* genes were amplified using primer *amoA*-1F/*amoA*-2R ([Rotthauwe, Witzel & Liesack, 1997](#)) and Cd3Af/R3cd ([Throbäck et al., 2004](#)), respectively. Primer *amoA*-1F and R3cd contained a unique 12 nt barcode at the 5' end for Miseq sequencing detection. The raw sequence data has been deposited on the NCBI SRA (Accession No. [SRP127746](#)). Details regarding PCR conditions and quality processing are available in the [Supplemental File](#).

## Bioinformatics analysis

The bioinformatics analysis in our study were previously described ([Yang et al., 2019a, 2019b](#)). Specifically, raw sequences of AOB-*amoA* and *nirS* genes were processed using QIIME Pipeline Version 1.8.0 ([Caporaso et al., 2010](#)) to remove low quality (length <250 bp, with ambiguous base "N" and average base quality score <20) sequences before further analysis. Potential chimeras of AOB-*amoA* and *nirS* sequences were discarded by performing the chimera. Uchime algorithm in Mothur ([Schloss et al., 2009](#)), using RDP Fungene database ([Fish et al., 2013](#)). The remaining nonchimeric sequences of AOB-*amoA* and *nirS* were clustered into different operational taxonomic units (OTUs) using USEARCH v8.0 ([Edgar, 2013](#)) with 97% and 82% similarity level ([Palmer, Biasi & Horn, 2012](#)), respectively. Each OTU was taxonomically classified using blastn 2.2.30 against nt database, then OTUs that were not assigned as AOB and *nirS* containing denitrifiers were removed. We then constructed a neighbor joining tree using a Kimura 2-parameter distance with 1,000 bootstrap replicates in MEGA 6 ([Tamura et al., 2013](#)) to

identify AOB OTUs. We used the nomenclature for AOB clusters as defined by [Avrahami, Conrad & Braker \(2002\)](#) and [He et al. \(2007\)](#). To correct the differences in the sequencing depth, the number of sequences per sample was normalized to the smallest sample size using the “sub.sample” command in the Mothur ([Schloss et al., 2009](#)).

### Statistical analysis

One-way ANOVA was used to examine the effect of compost addition on the soil ammonium and nitrate contents, gene copies of AOA-*amoA*, AOB-*amoA*, *nirS*, *nirK* and *nosZ*, OTU richness of AOB and *nirS* containing denitrifiers, relative abundance of AOB clusters at seedling, flowering and mature stage. All data above were tested for normality and homogeneity of variance before ANOVA using Levene test. Differences among treatments were then tested using a Tukey’s HSD post-hoc test at  $P < 0.05$ .

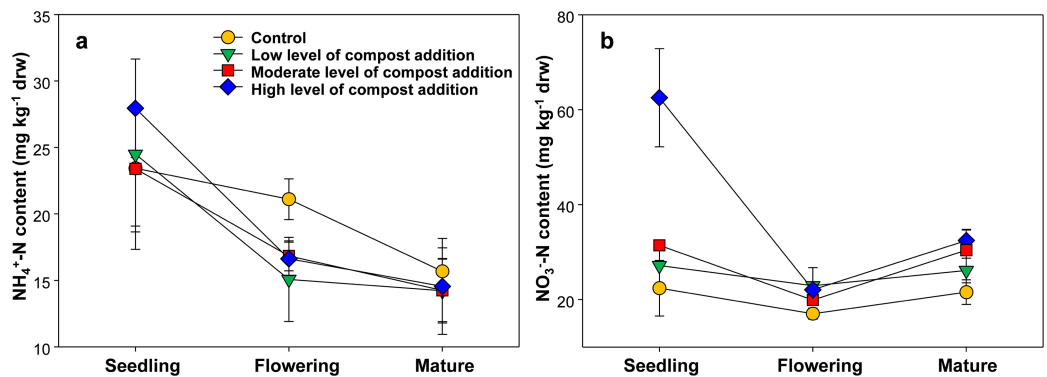
Permutational multivariate analysis of variance (PERMANOVA) was carried out in the vegan package ([Oksanen et al., 2013](#)) to evaluate the effects of compost addition, growth stage and their interactive effect on AOB and *nirS* containing denitrifiers community composition ([Yang et al., 2019a, 2019b](#)). Subsequently, the AOB and *nirS* containing denitrifiers community compositions were ordinated using non-metric multidimensional scaling (NMDS) with the dissimilarity matrices using the “metaMDS” function in the Vegan package ([Oksanen et al., 2013](#)). Mantel tests were applied to explore correlations between AOB and *nirS* containing denitrifiers communities and soil variables in the ecodist package ([Goslee & Urban, 2007](#)). Moreover, the “varpart” function in the vegan package was used to partition the variation of AOB and *nirS* containing denitrifiers community dissimilarity by compost addition, soybean growth stage and soil variables (SOM, TN, TP, AP, AK, pH, BD,  $\text{NH}_4^+$ -N and  $\text{NO}_3^-$ -N). Random forest analysis ([Breiman, 2001](#)) was used to explore the soil physiochemical drivers of AOA-*amoA*, AOB-*amoA*, *nirS*, *nirK* and *nosZ* gene abundance using randomForest package ([Liaw & Wiener, 2002](#)). The rfPermute package ([Archer, 2016](#)) was then used to estimate significance of importance metrics for a random forest model by permuting the response variable. All the analyses above were carried out in R (v.3.1.1) ([R Core Team, 2013](#)).

Four co-occurrence networks of soil AOB and *nirS* containing denitrifiers from CK, LC, MC and HC treatments were built using data from all three sampling times. Thus, each network was based on 12 communities, but only OTUs that occurred in at least six communities were included in the analysis. Spearman’s correlation coefficients between OTUs were calculated in each network.  $P$  values for multiple testing were calculated using the false discovery rate (FDR) according to [Benjamini & Hochberg \(1995\)](#). The Spearman’s coefficient of less than 0.6 and a  $P$  value of more than 0.01, were removed. The numbers of nodes and links, connectedness and modularity were calculated using the igraph package ([Csárdi & Nepusz, 2006](#)).

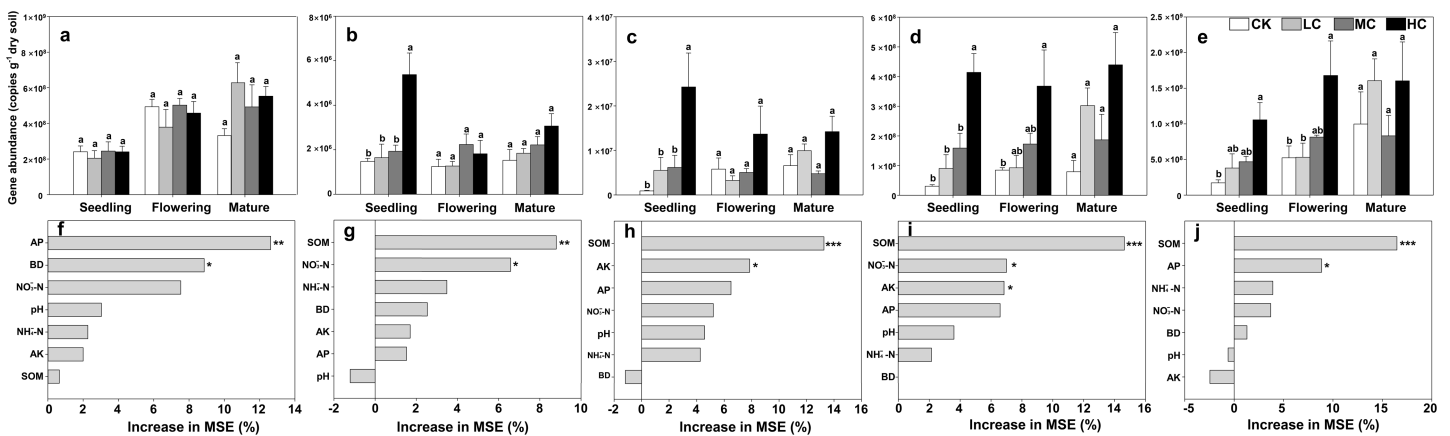
## RESULTS

### Soil ammonium and nitrate content

As shown in [Fig. 1A](#), the soil ammonium content ranged from  $14.23 \pm 4.86$  to  $27.95 \pm 7.40$  mg/kg among treatments and gradually decreased across growth stages.



**Figure 1** Soil  $\text{NH}_4^+\text{-N}$  (A) and  $\text{NO}_3^-\text{-N}$  (B) content among treatments in seedling, flowering and mature stage. Full-size [DOI: 10.7717/peerj.8844/fig-1](https://doi.org/10.7717/peerj.8844/fig-1)



**Figure 2** Gene copies of AOA-*amoA* (A), AOB-*amoA* (B) *nirS* (C) *nirK* (D) and *nosZ* (E); mean predictor importance of soil variables on AOA-*amoA* (F), AOB-*amoA* (G), *nirS* (H), *nirK* (I) and *nosZ* (J). Bars without shared letters indicate significant difference at  $P < 0.05$ . Abbreviations: CK, control; LC, low level of compost addition; MC, moderate level of compost addition; HC, high level of compost addition; BD, bulk density; SOM, soil organic matter; AP, available phosphorus; AK, available potassium;  $\text{NH}_4^+\text{-N}$ , ammonium;  $\text{NO}_3^-\text{-N}$ , nitrate; MSE, mean square error. \*\*\*  $P < 0.001$ ; \*\*  $P < 0.01$ ; \*  $P < 0.05$ . Full-size [DOI: 10.7717/peerj.8844/fig-2](https://doi.org/10.7717/peerj.8844/fig-2)

However, soil ammonium content was unaffected by compost addition in this study (Fig. 1A; Table S2). The soil nitrate content ranged from  $17.05 \pm 2.15$  to  $62.07 \pm 17.50$  mg/kg and was significantly influenced by compost addition at the seedling stage (Fig. 1B; Table S2). Especially, treatment HC induced 175.6%, 129.3% and 96.2% increase in nitrate content as compared with treatment CK, LC and MC, respectively (Fig. 1B).

### Abundance of ammonia-oxidizers and denitrifiers

The copies of AOA-*amoA* gene ranged from  $2.05 \times 10^8 \pm 8.42 \times 10^7$  to  $7.18 \times 10^8 \pm 2.16 \times 10^7$  among treatments, and was about two orders of magnitude higher than those of AOB (Figs. 2A and 2B). However, the AOA-*amoA* gene abundance was unaffected by compost addition across the growth stages (Fig. 2A; Table S2). In contrast, one-way ANOVA analysis indicated that AOB-*amoA* gene abundance was significantly influenced

by compost addition at the seedling stage (Table S2). Compared with treatment CK, treatment HC enhanced the abundance of AOB-*amoA* gene by 263% at the seedling stage (Fig. 2B). Random forest analysis showed that soil AP and BD were the major determinants of the abundance of AOA, while SOM and NO<sub>3</sub>-N content were the major determinants of the abundance of AOB (Figs. 2F and 2G).

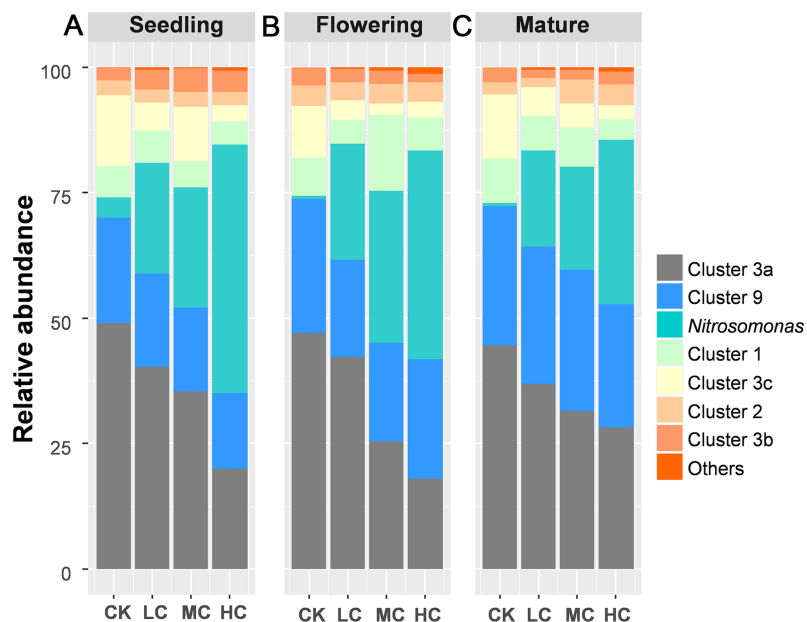
The gene copies of *nirS* was significantly affected by compost addition in seedling stage, while the gene copies of *nirK* and *nosZ* were significantly affected in seedling and flowering stages (Table S2). In comparison to treatment CK, soil samples from HC revealed higher abundance of *nirS*, *nirK* and *nosZ* gene abundance (Figs. 2C–2E). Random forest analysis showed that soil AP and SOM were the major determinants of *nirK* and *nosZ* gene abundance, while SOM and AK were the major determinants of *nirS* gene abundance (Figs. 2H–2J).

### Sequencing data analysis of AOB and *nirS* containing denitrifier

A total of 883,851 AOB-*amoA* reads were obtained from 48 soil samples after quality control, from which 20,103 potential chimeras were removed. The remaining 863,748 non-chimeric reads were assigned to 62 operational taxonomic units (OTUs) based on 97% sequence similarity. The most dominant AOB OTUs were affiliated with *Nitrosospira* cluster 3a (accounting for 34.67% of the obtained AOB sequences, 13 OTUs), followed by *Nitrosomonas* (22.84%, 8 OTUs), *Nitrosospira* cluster 9 (22.27%, 13 OTUs), cluster 1 (6.98%, 1 OTU), cluster 3c (6.48%, 8 OTUs), cluster 2 (3.35%, 4 OTUs), cluster 3b (2.92%, 11 OTUs), cluster 4 (0.1%, 3 OTUs) and unclassified OTU (0.47%, 1 OTU) (Fig. S1). Among AOB lineages, *Nitrosospira* cluster 3a and *Nitrosomonas* exhibited entirely different response to compost addition. *Nitrosospira* cluster 3a, which gradually decreased along with compost application rate, was significantly decreased by HC treatment as compared with CK across the growing season (Fig. 3; Tables S3 and S4). In contrast, the relative abundance of *Nitrosomonas* was quite low in treatment CK and greatly enhanced by HC treatment (Fig. 3; Tables S3 and S4).

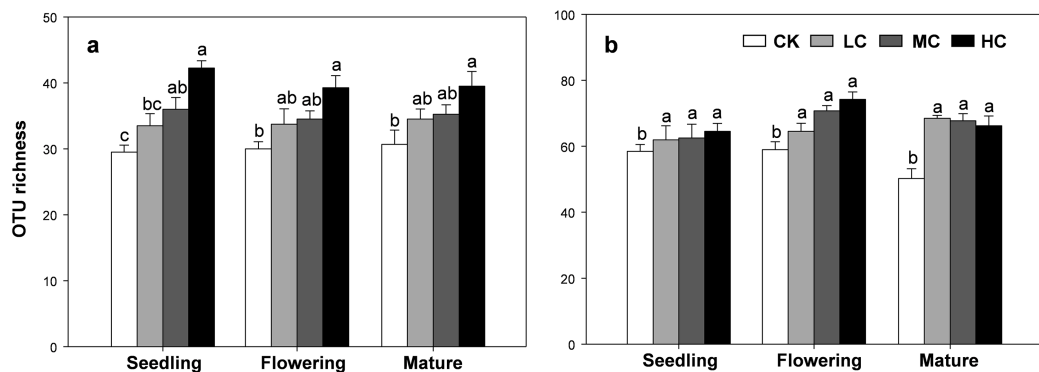
For *nirS* containing denitrifier, a total of 2,468,389 reads were obtained after quality control, from which 100,499 potential chimeras were removed. The remaining 2,367,890 non-chimeric reads were assigned to 98 operational taxonomic units (OTUs) based on 82% sequence similarity. The taxonomic classification of each *nirS* containing denitrifier was summarized in Table S3.

The OTU richness of AOB and *nirS* containing denitrifier were consistently influenced by compost addition across the growth stages (Table S2). Overall, the OTU richness of AOB gradually increased along with compost application rate (Fig. 4A). Compared with CK, treatment HC significantly stimulated OTU richness of AOB at all growth stages (Fig. 4A). Treatment MC, however, only induced a significant increase in AOB richness at the seedling stage, but not at flowering and mature stages (Fig. 4A). On the other hand, the OTU richness of *nirS* containing denitrifier was significantly higher in treatment LC, MC and HC than CK in all growth stages (Fig. 4B).



**Figure 3** The relative abundance of the AOB lineages among treatments in seedling (A), flowering (B) and mature stage (C). Abbreviations: CK, control; LC, low level of compost addition; MC, moderate level of compost addition; HC, high level of compost addition.

Full-size DOI: 10.7717/peerj.8844/fig-3



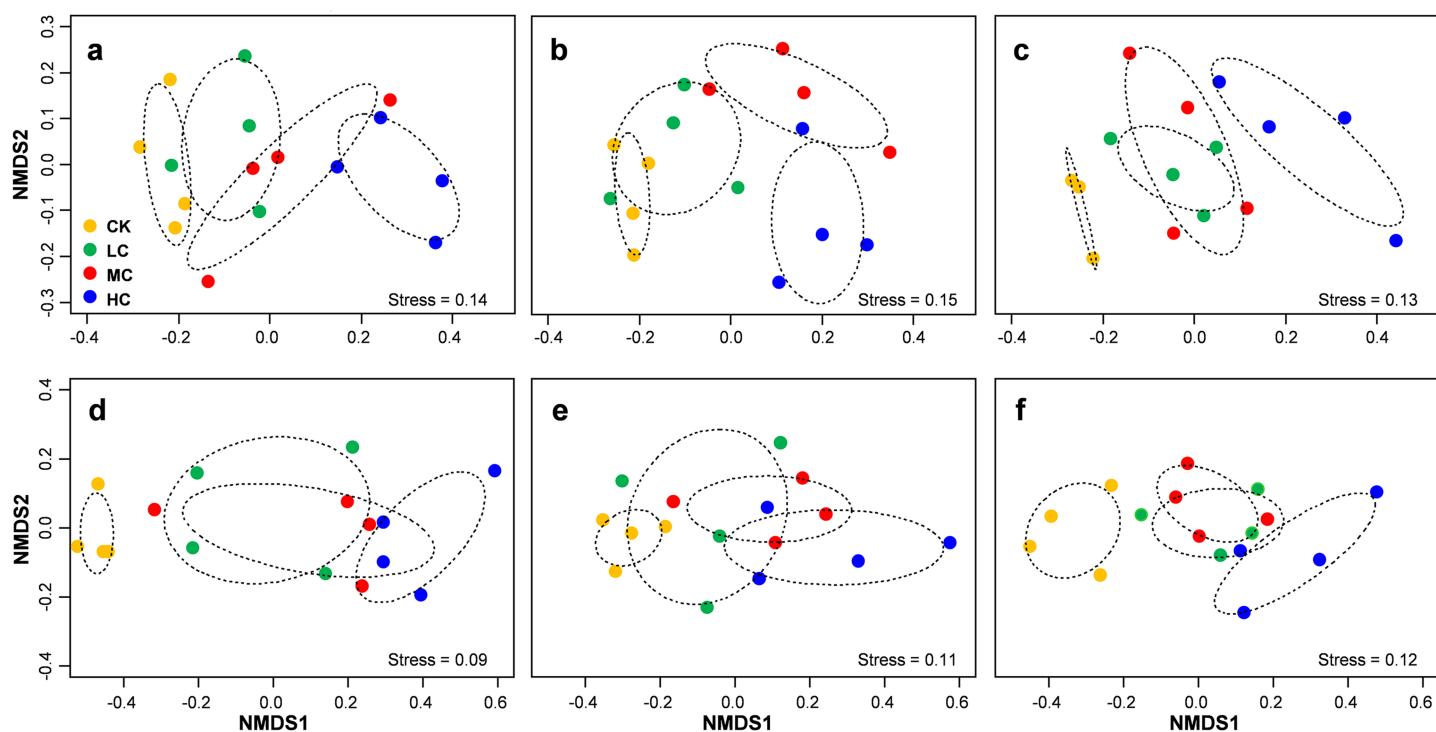
**Figure 4** OTU richness of AOB (A) and *nirS*-containing denitrifier (B) among treatments in seedling, flowering and mature stage. Bars without shared letters indicate significant difference at  $P < 0.05$ . Abbreviations: CK, control; LC, low level of compost addition; MC, moderate level of compost addition; HC, high level of compost addition.

Full-size DOI: 10.7717/peerj.8844/fig-4

### Community composition of AOB and *nirS* containing denitrifier

PERMANOVA analysis indicated that AOB community composition was significantly influenced by compost addition ( $r^2 = 0.26$ ,  $P = 0.001$ ), marginally influenced by soybean growth stage ( $r^2 = 0.05$ ,  $P = 0.05$ ) and unaffected by their interaction ( $r^2 = 0.01$ ,  $P = 0.62$ ). *nirS* containing denitrifiers community composition was significantly influenced by compost addition ( $r^2 = 0.22$ ,  $P = 0.001$ ), growth stage ( $r^2 = 0.12$ ,  $P = 0.001$ ) and their interaction ( $r^2 = 0.04$ ,  $P = 0.04$ ). Further analysis revealed that compost addition





**Figure 5** Non-metric multidimensional scaling (NMDS) of AOB community composition in seedling (A), flowering (B) and mature (C) stage; NMDS of *nirS*-containing community composition in seedling (D), flowering (E) and mature (F) stage. Circles with dashed line in NMDS plot are 95% confidence of CK, LC, MC and HC treatment. Abbreviations: CK, control; LC, low level of compost addition; MC, moderate level of compost addition; HC, high level of compost addition. [Full-size !\[\]\(fcc3264021d438d9732560e78099f674\_img.jpg\) DOI: 10.7717/peerj.8844/fig-5](https://doi.org/10.7717/peerj.8844/fig-5)

consistently influenced AOB and *nirS* containing denitrifiers community composition irrespective of growth stage (Fig. 5). Both AOB and *nirS* containing denitrifiers community compositions in treatment CK distinguished greatly from MC and HC across the growing season (Fig. 5).

Mantel tests revealed that AOB community composition was significantly correlated with pH, SOM, AP, AK and C/N, while pH, SOM and AK showed independent effect on AOB community composition (Table 1). Similarly, *nirS* containing denitrifiers community composition was significantly correlated with nitrate, SOM, AK content and C/N, while nitrate content exhibited independent effect on *nirS* containing denitrifiers community composition (Table 1). Variation partition analysis revealed that 33% of variation in AOB community composition and 35% of *nirS* containing denitrifiers community compositions were explained (Fig. S2). Of these variations, 31% of AOB community was explained by soil variables, 28% by compost application rate. However, the growth stage only explained 2% of variation in AOB community. For *nirS* containing denitrifiers community, 36% of variation was explained by soil variables, 25% by compost application rate and 9% by growth stage (Fig. S2).

### Co-occurrence networks of AOB and *nirS* containing denitrifiers

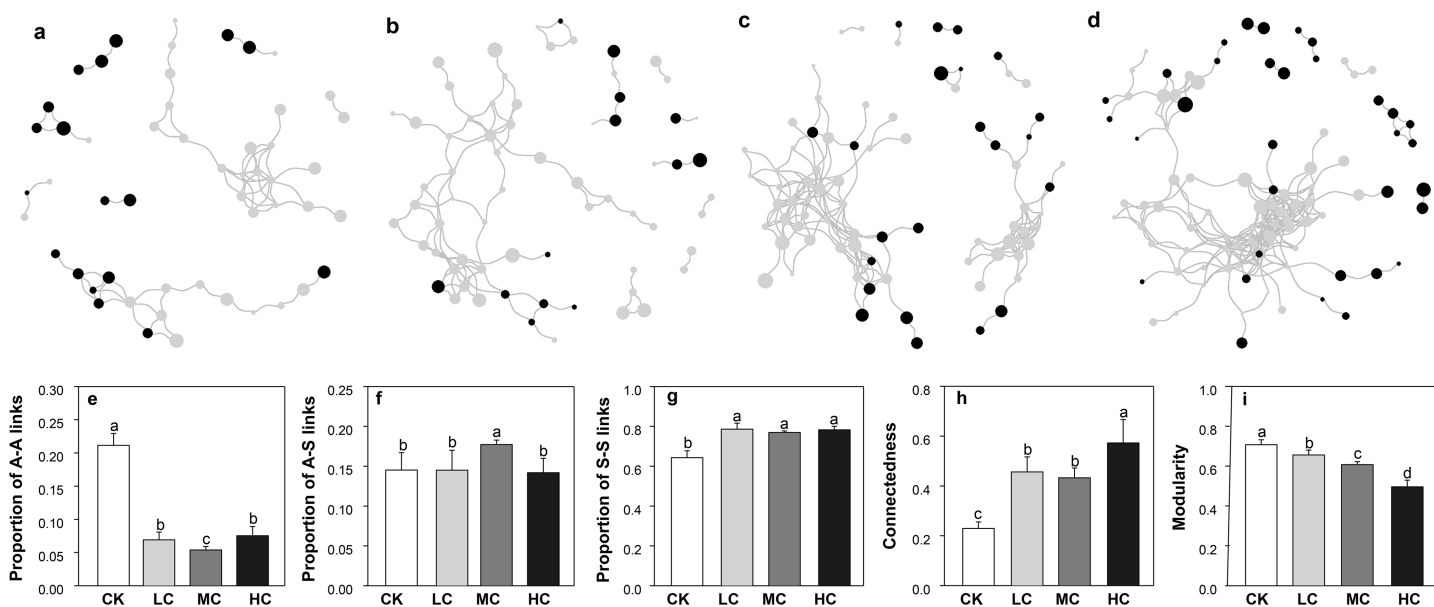
The network size was smallest in CK and largest in HC, as evaluated by the number of nodes and links (Figs. 6A–6D). As shown in Fig. 6, the complexity of AOB and *nirS*

**Table 1** Mantel tests and partial mantel tests of the soil ammonia oxidizer (AOB) and *nirS*-containing community with soil variables.

Soil variables	AOB				<i>nirS</i>			
	Mantel test		Partial mantel test		Mantel test		Partial mantel test	
	<i>r</i>	<i>P</i>	<i>r</i>	<i>P</i>	<i>r</i>	<i>P</i>	<i>r</i>	<i>P</i>
NH <sub>4</sub> <sup>+</sup> -N	-0.04	0.72	-	-	0.22	0.008	0.12	0.07
NO <sub>3</sub> <sup>-</sup> -N	0.06	0.21	-	-	0.42	0.001	0.15	0.05
BD	-0.06	0.86	-	-	0.12	0.06	-	-
SM	-0.08	0.90	-	-	0.01	0.45	-	-
pH	0.19	0.002	0.14	0.02	-0.03	0.60	-	-
SOM	0.30	0.001	0.17	0.003	0.19	0.03	0.09	0.09
AP	0.18	0.003	0.07	0.13	-0.09	0.92	-	-
TP	0.002	0.46	-	-	-0.01	0.55	-	-
AK	0.16	0.01	0.16	0.01	0.15	0.03	-0.01	0.49
TN	-0.03	0.64	-	-	-0.06	0.84	-	-
C/N	0.24	0.005	0.02	0.38	0.21	0.03	-0.03	0.67

**Note:**

BD, bulk density; SM, soil moisture; SOM, soil organic matter; AP, available phosphorus; TP, total P; AK, available potassium; TN, total nitrogen; C/N, carbon: nitrogen ratio; NH<sub>4</sub><sup>+</sup>-N, ammonium; NO<sub>3</sub><sup>-</sup>-N, nitrate.



**Figure 6** The co-occurrence networks of AOB and *nirS*-containing bacteria in CK (A), LC (B), MC (C) and HC (D) treatment; proportion of A-A links (E), proportion of A-S links (F), proportion of S-S links (G), connectedness (H) and modularity (I). Black dots represent for AOB, and grey dots represent for *nirS*-containing bacteria. The size of the circles indicates the relative abundance of each node. Abbreviations: CK, control; LC, low level of compost addition; MC, moderate level of compost addition; HC, high level of compost addition; A, AOB; S, *nirS*-containing bacteria. Full-size [DOI: 10.7717/peerj.8844/fig-6](https://doi.org/10.7717/peerj.8844/fig-6)

containing denitrifiers network gradually increased along with the compost application rate. This pattern was also demonstrated by the network topological properties, that is, the connectedness increased along with the compost application rate, while modularity

exhibited opposite trend (Figs. 6H and 6I). We also calculated the links between AOB (A) and *nirS* containing denitrifiers (S), the links between A and A and the links between S and S in each network. Notably, the compost addition greatly enhanced the proportion of S-S links (Fig. 6G), while decreased the proportion of A-A links (Fig. 6E). The proportion of A-S links was highest in treatment MC and significantly higher than others (Fig. 6F).

## DISCUSSION

### Effect of compost addition on abundance and community of ammonia oxidizers

As organic fertilizer, compost could slowly and continuously release ammonia after ammonification (Yang *et al.*, 2017), which may benefit the AOA and AOB growth. However, our results indicated that AOA and AOB abundance responded to compost addition in different manners. The application of compost greatly enhanced AOB abundance while having little effect on AOA across the growing season; a finding similar to this was in a cotton agroecosystem, whereby Tao *et al.* (2017) observed an obvious stimulating effect of manure amendment on the AOB abundance rather than AOA. It was repeatedly reported that AOA was sensitive to inorganic N-fertilizer application in low pH soil, whereas AOB was sensitive to the change of soil N availability in neutral and alkaline soils (Di *et al.*, 2009; Schauss *et al.*, 2009; Bi *et al.*, 2017). For instance, organic amendment enhanced AOB abundance in neutral-pH (Liu *et al.*, 2018) and alkaline soils (Pereg *et al.*, 2018; Tao *et al.*, 2017), while it enhanced AOA growth in acidic soils (Chen *et al.*, 2011). In this study, the soil pH value was close to neutral and ranged from 6.1 to 6.6 (Table S5), which could explain why AOB rather than AOA abundance was stimulated by compost addition. In addition, compost addition could introduce exogenous microorganisms into native soil (Sun *et al.*, 2016). In the current study, the compost indeed contained high abundances of bacterial *amoA* sequences (Table S6) as revealed by qPCR. However, given the relatively low application rate of compost (all treatments <2%) in the current study, high abundances of AOB in compost amended soils is unlikely due to the exogenous AOB introduced by compost.

Unlike soil AOB abundance, AOB community composition responded to compost amendment throughout the whole growing season. As revealed by Mantel test, both pH and SOM were key factors in shaping AOB community composition. This observation agreed with the findings of Muema, Cadisch & Rasche (2016) who reported that organic C played a vital role in regulating the community structure of ammonia oxidizing microorganisms. In addition to SOM, pH explained much of the variation in AOB community composition, which is in agreement with other studies conducted in temperate steppe (Zhang *et al.*, 2018) and forest ecosystem (Long *et al.*, 2012). In the current study, the pH in compost amended soils was generally higher than the control (Table S5). Therefore, soil pH may shape AOB community through direct effect on AOB growth or indirect effect on a range of soil processes (Frijlink *et al.*, 1992).

A notable discovery was that different AOB lineages exhibited divergent response to compost addition. For instance, compost addition greatly enhanced the relative abundance

of *Nitrosomonas*. As reported in previous studies, *Nitrosomonas* have often been observed in cattle manure or pig slurry amended soils (Hastings et al., 1997; Fan et al., 2011). *Nitrospira* Cluster 3a, which was reported to be the most abundant AOB lineage in agricultural soils (Innerebner et al., 2006), gradually decreased along with compost application rate across the growing season. The different response of *Nitrosomonas* and Cluster 3a to compost addition was possibly due to their different physiological properties on ammonium. *Nitrospira* was recognized to be the prevailing AOB in environments with low ammonium while *Nitrosomonas* is dominant in ammonium rich environments (Koops & Pommerening-Roser, 2001), which could be inversely influenced by agricultural practices. However, other clusters were unaffected by compost addition. Therefore, our results indicated that different lineages of AOB possess distinct physiological properties that could be differently influenced by agricultural practices.

### Effect of compost addition on abundance and community of denitrifiers

The abundance of denitrifier genes including *nirS*, *nirK* and *nosZ* were greatly enhanced by compost addition, which is consistent with previous studies (Kleineidam et al., 2010; Yin et al., 2015; Cui et al., 2016; Pereg et al., 2018; Tao et al., 2018). Random forest analysis indicated that SOM content contributed greatly to *nirS*, *nirK* and *nosZ* gene abundance. It was reported that most of the denitrifiers are heterotrophic (Kramer et al., 2006), therefore organic carbon might trigger their growth by providing substrates and energy (Wang et al., 2018). In addition to SOM, denitrifiers were quite sensitive to soil oxygen level (Herrmann et al., 2017). The application of compost would enhance soil microbial respiration and consume soil oxygen, creating a more suitable condition for the anaerobic denitrifiers (Attard et al., 2011; Senbayram et al., 2012).

Compost addition induced significant change in *nirS* containing denitrifiers community composition across the growing season. In the same way, Yin et al. (2015) reported that long term of manure amendment shifted *nirS* containing denitrifiers community structure in black soil. Mantel test revealed that soil  $\text{NO}_3^-$ -N content was a key factor in shaping *nirS* containing denitrifiers community composition in the current study. As the substrate of denitrification,  $\text{NO}_3^-$ -N strongly can strongly affect denitrification rate, thus influence *nirS* containing denitrifiers community composition (Francis et al., 2013). The shift in *nirS* community denitrifiers composition was also reflected in OTU level. For instance, OTUs that classified as *Pseudomonas*, were significantly enriched in compost amended soils (Fig. S3; Table S7). Interestingly, *Pseudomonas* took large abundance in cattle manure composting process (Maeda et al., 2010). Therefore, the *nirS* containing denitrifer existed in compost may induced shift in *nirS* containing denitrifiers community after compost addition.

### Co-occurrence networks of AOB and *nirS* containing denitrifiers

Network analysis has been increasingly used to explore the potential microbial interactions in different ecosystems (Ling et al., 2016, Yang et al., 2019b). To our knowledge, this is the first study that reports the co-occurrence network patterns of AOB and *nirS* containing

denitrifiers communities. Our results indicated that compost addition significantly enhanced the complexity of A–S networks. Notably, the enhanced network complexity in compost amended soils is mainly due to the increase in S–S interactions. Higher S–S interactions under compost addition might be explained, in part, by a greater supply of organic matter, providing more opportunities for the heterotrophic *nirS* containing denitrifiers to interact with each other (Steinberger *et al.*, 1999).

## CONCLUSIONS

In conclusion, the responses of soil ammonia oxidizers and denitrifiers were investigated across the growing season in soybean agroecosystem on the Songnen Plain. Compost addition significantly enhanced gene copies of AOB-*amoA*, *nirS*, *nirK* and *nosZ*, while AOA-*amoA* abundance was unaffected. Compost addition induced significant shift in both AOB and *nirS* containing denitrifiers community composition across the growing season. Variation of soil AOB community composition was closely correlated with soil pH, organic matter and available potassium content, while the *nirS* containing denitrifiers community was closely related to nitrate content. Network analysis indicated that the co-occurrence networks of AOB and *nirS* containing denitrifiers in compost amended soils were more complex control. Overall, our results highlighted that AOB was more sensitive to compost addition than AOA, and indicated that compost addition was a strong determinant in shaping both ammonia oxidizer and *nirS* containing denitrifier communities and co-occurrence networks in black soils.

## ADDITIONAL INFORMATION AND DECLARATIONS

### Funding

This work was supported by Young Innovative Talents of Heilongjiang Province (Grant number: UNPYSCT-2018172); and postdoctoral scientific research developmental fund of Heilongjiang Province (Grant number: LBH-Q18016). The funders had no role in study design, data collection and analysis, decision to publish, or preparation of the manuscript.

### Grant Disclosures

The following grant information was disclosed by the authors:  
Young Innovative Talents of Heilongjiang Province: UNPYSCT-2018172.  
Heilongjiang Province: LBH-Q18016.

### Competing Interests

The authors declare that they have no competing interests.

### Author Contributions

- Zhongzan Yang conceived and designed the experiments, performed the experiments, analyzed the data, prepared figures and/or tables, and approved the final draft.
- Yupeng Guan conceived and designed the experiments, performed the experiments, analyzed the data, prepared figures and/or tables, and approved the final draft.

- Ayodeji Bello conceived and designed the experiments, performed the experiments, prepared figures and/or tables, authored or reviewed drafts of the paper, and approved the final draft.
- Yanxiang Wu performed the experiments, authored or reviewed drafts of the paper, and approved the final draft.
- Jiayi Ding performed the experiments, authored or reviewed drafts of the paper, and approved the final draft.
- Leiqi Wang performed the experiments, authored or reviewed drafts of the paper, and approved the final draft.
- Yuqing Ren performed the experiments, authored or reviewed drafts of the paper, and approved the final draft.
- Guangxin Chen performed the experiments, authored or reviewed drafts of the paper, and approved the final draft.
- Wei Yang conceived and designed the experiments, performed the experiments, analyzed the data, prepared figures and/or tables, authored or reviewed drafts of the paper, and approved the final draft.

### Data Availability

The following information was supplied regarding data availability:

All DNA sequences are available in the Sequence Read Archive (SRA): [SRP127746](#).

### Supplemental Information

Supplemental information for this article can be found online at <http://dx.doi.org/10.7717/peerj.8844#supplemental-information>.

## REFERENCES

- Ai C, Liang G, Sun J, Wang X, He P, Zhou W. 2013.** Different roles of rhizosphere effect and long-term fertilization in the activity and community structure of ammonia oxidizers in a calcareous fluvo-aquic soil. *Soil Biology and Biochemistry* 57:30–42  
DOI 10.1016/j.soilbio.2012.08.003.
- Archer E. 2016.** *RfPermute: estimate permutation p-values for random forest importance metrics*. R Package Version 2.1.1. Available at <https://CRAN.R-project.org/package=rfpermute>.
- Attard E, Recous S, Chabbi A, De Berranger C, Guillaumaud N, Labreuches J. 2011.** Soil environmental conditions rather than denitrifier abundance and diversity drive potential denitrification after changes in land uses. *Global Change Biology* 17(5):1975–1989  
DOI 10.1111/j.1365-2486.2010.02340.x.
- Avrahami S, Conrad R, Braker G. 2002.** Effect of soil ammonium concentration on N<sub>2</sub>O release and on the community structure of ammonia oxidizers and denitrifiers. *Applied and Environmental Microbiology* 68(11):5685–5692 DOI 10.1128/AEM.68.11.5685-5692.2002.
- Benjamini Y, Hochberg Y. 1995.** Controlling the false discovery rate: a practical and powerful approach to multiple testing. *Journal of the Royal Statistical Society: Series B* 57:289–300.
- Bi Q-F, Chen Q-H, Yang X-R, Li H, Zheng B-X, Zhou W-W, Liu X-X, Dai P-B, Li K-J, Lin X-Y. 2017.** Effects of combined application of nitrogen fertilizer and biochar on the nitrification and ammonia oxidizers in an intensive vegetable soil. *AMB Express* 7(1):198  
DOI 10.1186/s13568-017-0498-7.

- Braker G, Fesefeldt A, Witzel K-P. 1998.** Development of PCR primer systems for amplification of nitrite reductase genes (*nirK* and *nirS*) to detect denitrifying bacteria in environmental samples. *Applied and Environmental Microbiology* **64**(10):3769–3775  
DOI [10.1128/AEM.64.10.3769-3775.1998](https://doi.org/10.1128/AEM.64.10.3769-3775.1998).
- Breiman L. 2001.** Random forest. *Machine Learning* **45**(1):5–32 DOI [10.1023/A:1010933404324](https://doi.org/10.1023/A:1010933404324).
- Caporaso JG, Kuczynski J, Stombaugh J, Bittinger K, Bushman FD, Costello EK, Fierer N, Pena AG, Goodrich JK, Gordon JI, Huttley GA, Kelley ST, Knights D, Koenig JE, Ley RE, Lozupone CA, McDonald D, Muegge BD, Pirrung M, Reeder J, Sevinsky JR, Tumbaugh PJ, Walters WA, Widmann J, Yatsunencko T, Zaneveld J, Knight R. 2010.** QIIME allows analysis of high-throughput community sequencing data. *Nature Methods* **7**(5):335–336  
DOI [10.1038/nmeth.f.303](https://doi.org/10.1038/nmeth.f.303).
- Chen X, Zhang L-M, Shen J-P, Wei W-X, He J-Z. 2011.** Abundance and community structure of ammonia-oxidizing archaea and bacteria in an acid paddy soil. *Biology and Fertility of Soils* **47**(3):323–331 DOI [10.1007/s00374-011-0542-8](https://doi.org/10.1007/s00374-011-0542-8).
- Csárdi G, Nepusz T. 2006.** The igraph software package for complex network research. *InterJournal Complex Systems* **1695**(5):1–9.
- Cui P, Fan F, Yin C, Song A, Huang P, Tang Y, Zhu P, Peng C, Li T, Wakelin S, Liang Y. 2016.** Long-term organic and inorganic fertilization alters temperature sensitivity of potential N<sub>2</sub>O emissions and associated microbes. *Soil Biology and Biochemistry* **93**:131–141  
DOI [10.1016/j.soilbio.2015.11.005](https://doi.org/10.1016/j.soilbio.2015.11.005).
- Deng Y, Jiang Y-H, Yang Y, He Z, Luo F, Zhou J. 2012.** Molecular ecological network analyses. *BMC Bioinformatics* **13**(1):113 DOI [10.1186/1471-2105-13-113](https://doi.org/10.1186/1471-2105-13-113).
- Di HJ, Cameron KC, Shen JP, Winefield CS, O’Callaghan M, Bowatte S, He JZ. 2009.** Nitrification driven by bacteria and not archaea in nitrogen-rich grassland soils. *Nature Geoscience* **2**(9):621–624 DOI [10.1038/ngeo613](https://doi.org/10.1038/ngeo613).
- Ding L-J, An X-L, Li S, Zhang G-L, Zhu Y-G. 2014.** Nitrogen loss through anaerobic ammonium oxidation coupled to iron reduction from paddy soils in a chronosequence. *Environmental Science & Technology* **48**(18):10641–10647 DOI [10.1021/es503113s](https://doi.org/10.1021/es503113s).
- Edgar RC. 2013.** UPARSE: highly accurate OTU sequences from microbial amplicon reads. *Nature Methods* **10**(10):996–998 DOI [10.1038/nmeth.2604](https://doi.org/10.1038/nmeth.2604).
- Fan F, Yang Q, Li Z, Wei D, Cui X, Liang Y. 2011.** Impacts of organic and inorganic fertilizers on nitrification in a cold climate soil are linked to the bacterial ammonia oxidizer community. *Microbial Ecology* **62**(4):982–990 DOI [10.1007/s00248-011-9897-5](https://doi.org/10.1007/s00248-011-9897-5).
- Fish JA, Chai B, Wang Q, Sun Y, Brown CT, Tiedje JM, Cole JR. 2013.** FunGene: the functional gene pipeline and repository. *Frontiers in Microbiology* **4**:291 DOI [10.3389/fmicb.2013.00291](https://doi.org/10.3389/fmicb.2013.00291).
- Fowler D, Coyle M, Skiba U, Sutton MA, Cape JN, Reis S, Sheppard LJ, Jenkins A, Grizzetti B, Galloway JN, Vitousek P, Leach A, Bouwman AF, ButterbachBahl K, Dentener F, Stevenson D, Amann M, Voss M. 2013.** The global nitrogen cycle in the twenty-first century. *Philosophical Transactions of Royal Society of London* **368**(1621):20130165  
DOI [10.1098/rstb.2013.0165](https://doi.org/10.1098/rstb.2013.0165).
- Francis CA, O’Mullan GD, Cornwell JC, Ward BB. 2013.** Transitions in *nirS*-type denitrifier diversity, community composition, and biogeochemical activity along the Chesapeake Bay estuary. *Frontiers in Microbiology* **4**:237 DOI [10.3389/fmicb.2013.00237](https://doi.org/10.3389/fmicb.2013.00237).
- Francis CA, Roberts KJ, Beman JM, Santoro AE, Oakley BB. 2005.** Ubiquity and diversity of ammonia-oxidizing archaea in water columns and sediments of the ocean. *Proceedings of the National Academy of Sciences of the United States of America* **102**(41):14683–14688  
DOI [10.1073/pnas.0506625102](https://doi.org/10.1073/pnas.0506625102).

- Frijlink MJ, Abee T, Laanbroek HJ, Deboer W, Konings WN. 1992. The bioenergetics of ammonia and hydroxylamine oxidation in *Nitrosomonas europaea* at acid and alkaline pH. *Archives of Microbiology* 157(2):194–199 DOI 10.1007/BF00245290.
- Goslee SC, Urban DL. 2007. The ecodist package for dissimilarity-based analysis of ecological data. *Journal of Statistical Software* 22(7):1–19 DOI 10.18637/jss.v022.i07.
- Hallin S, Jones CM, Schloter M, Philippot L. 2009. Relationship between N-cycling communities and ecosystem functioning in a 50-year-old fertilization experiment. *ISME Journal* 3(5):597–605 DOI 10.1038/ismej.2008.128.
- Hastings RC, Ceccherini MT, Miclaus N, Saunders JR, Bazzicalupo M, McCarthy AJ. 1997. Direct molecular biological analysis of ammonia oxidising bacteria populations in cultivated soil plots treated with swine manure. *FEMS Microbiology Ecology* 23(1):45–54 DOI 10.1111/j.1574-6941.1997.tb00390.x.
- He J-Z, Shen J-P, Zhang L-M, Zhu Y-G, Zheng Y-M, Xu M-G, Di H. 2007. Quantitative analyses of the abundance and composition of ammonia-oxidizing bacteria and ammonia-oxidizing archaea of a Chinese upland red soil under long-term fertilization practices. *Environmental Microbiology* 9(9):2364–2374 DOI 10.1111/j.1462-2920.2007.01358.x.
- Henry S, Bru D, Stres B, Hallet S, Philippot L. 2006. Quantitative detection of the *nosZ* gene, encoding nitrous oxide reductase, and comparison of the abundances of 16S rRNA, *narG*, *nirK*, and *nosZ* genes in soils. *Applied and Environmental Microbiology* 72(8):5181–5189 DOI 10.1128/AEM.00231-06.
- Herrmann M, Opitz S, Harzer R, Totsche KU, Küsel K. 2017. Attached and suspended denitrifier communities in pristine limestone aquifers harbor high fractions of potential autotrophs oxidizing reduced iron and sulfur compounds. *Microbial Ecology* 74(2):264–277 DOI 10.1007/s00248-017-0950-x.
- Hussain Q, Liu Y, Jin Z, Zhang A, Pan G, Li L, Crowley D, Zhang X, Song X, Cui L. 2011. Temporal dynamics of ammonia oxidizer (*amoA*) and denitrifier (*nirK*) communities in the rhizosphere of a rice ecosystem from Tai Lake region, China. *Applied Soil Ecology* 48(2):210–218 DOI 10.1016/j.apsoil.2011.03.004.
- Innerebner G, Knapp B, Vasara T, Romantschuk M, Insam H. 2006. Traceability of ammonia-oxidizing bacteria in compost-treated soils. *Soil Biology and Biochemistry* 38(5):1092–1100 DOI 10.1016/j.soilbio.2005.09.008.
- Jia Z, Conrad R. 2009. Bacteria rather than *Archaea* dominate microbial ammonia oxidation in an agricultural soil. *Environmental Microbiology* 11(7):1658–1671 DOI 10.1111/j.1462-2920.2009.01891.x.
- Kleineidam K, Sharma S, Kotzerke A, Heuer H, Thielebrunn S, Smalla K, Wilke BM, Schloter M. 2010. Effect of sulfadiazine on abundance and diversity of denitrifying bacteria by determining *nirK* and *nirS* genes in two arable soils. *Microbial Ecology* 60(4):703–707 DOI 10.1007/s00248-010-9691-9.
- Koops H-P, Pommerening-Roser A. 2001. Distribution and ecophysiology of the nitrifying bacteria emphasizing cultured species. *FEMS Microbiology Ecology* 37(1):1–9 DOI 10.1111/j.1574-6941.2001.tb00847.x.
- Kramer SB, Reganold JP, Glover JD, Bohannon BJM, Mooney HA. 2006. Reduced nitrate leaching and enhanced denitrifier activity and efficiency in organically fertilized soils. *Proceedings of the National Academy of Sciences of the United States of America* 103(12):4522–4527 DOI 10.1073/pnas.0600359103.
- Kuypers MMM, Marchant HK, Kartal B. 2018. The microbial nitrogen-cycling network. *Nature Reviews Microbiology* 16(5):263–276 DOI 10.1038/nrmicro.2018.9.



- Liaw A, Wiener M. 2002.** Classification and regression by randomForest. *R News* **2**:18–22.
- Ling N, Zhu C, Xue C, Chen H, Duan YH, Peng C, Guo SW, Shen QR. 2016.** Insight into how organic amendments can shape the soil microbiome in long-term field experiments as revealed by network analysis. *Soil Biology and Biochemistry* **99**:137–149  
DOI [10.1016/j.soilbio.2016.05.005](https://doi.org/10.1016/j.soilbio.2016.05.005).
- Liu XB, Han XZ, Song CY, Herbert SJ, Xing BS. 2003.** Soil organic carbon dynamics in black soils of China under different agricultural management systems. *Communications in Soil Science and Plant Analysis* **34**(7–8):973–984 DOI [10.1081/CSS-120019103](https://doi.org/10.1081/CSS-120019103).
- Liu H, Li J, Zhao Y, Xie K, Tang X, Wang S, Li Z, Liao Y, Xu J, Di H, Li Y. 2018.** Ammonia oxidizers and nitrite-oxidizing bacteria respond differently to long-term manure application in four paddy soils of south of China. *Science of the Total Environment* **633**:641–648  
DOI [10.1016/j.scitotenv.2018.03.108](https://doi.org/10.1016/j.scitotenv.2018.03.108).
- Long X, Chen C, Xu Z, Linder S, He J. 2012.** Abundance and community structure of ammonia oxidizing bacteria and archaea in a Sweden boreal forest soil under 19-year fertilization and 12-year warming. *Journal of Soils and Sediments* **12**(7):1124–1133  
DOI [10.1007/s11368-012-0532-y](https://doi.org/10.1007/s11368-012-0532-y).
- Maeda K, Morioka R, Hanajima D, Osada T. 2010.** The impact of using mature compost on nitrous oxide emission and the denitrifier community in the cattle manure composting process. *Microbial Ecology* **59**(1):25–36 DOI [10.1007/s00248-009-9547-3](https://doi.org/10.1007/s00248-009-9547-3).
- Miller MN, Zebarth BJ, Dandie CE, Burton DL, Goyer C, Trevors JT. 2008.** Crop residue influence on denitrification, N<sub>2</sub>O emissions and denitrifier community abundance in soil. *Soil Biology and Biochemistry* **40**(10):2553–2562 DOI [10.1016/j.soilbio.2008.06.024](https://doi.org/10.1016/j.soilbio.2008.06.024).
- Muema EK, Cadisch G, Rasche F. 2016.** Soil texture modulates the response of ammonia-oxidizing prokaryotes to biochemical quality of organic inputs in tropical agricultural soils. *Soil Biology and Biochemistry* **100**:218–228 DOI [10.1016/j.soilbio.2016.06.027](https://doi.org/10.1016/j.soilbio.2016.06.027).
- Oksanen J, Blanchet FG, Kindt R, Legendre P, Minchin PR, O'Hara RB, Simpson GL, Solymos P, Stevens MHH, Wagner H. 2013.** Vegan: community ecology package version 2.0-6. Available at <http://CRAN.R-project.org/package=vegan>.
- Palmer K, Biasi C, Horn MA. 2012.** Contrasting denitrifier communities relate to contrasting N<sub>2</sub>O emission patterns from acidic peat soils in arctic tundra. *ISME Journal* **6**(5):1058–1077  
DOI [10.1038/ismej.2011.172](https://doi.org/10.1038/ismej.2011.172).
- Pereg L, Morugán-Coronado A, McMillan M, García-Orenes F. 2018.** Restoration of nitrogen cycling community in grapevine soil by a decade of organic fertilization. *Soil and Tillage Research* **179**:11–19 DOI [10.1016/j.still.2018.01.007](https://doi.org/10.1016/j.still.2018.01.007).
- R Core Team. 2013.** *R: a language and environment for statistical computing*. Vienna: The R Foundation for Statistical Computing. Available at <http://www.R-project.org/>.
- Radl V, kindler R, Welzl G, Albert A, Wilke BM, Amelung W, Schloter M. 2015.** Drying and rewetting events change the response pattern of nitrifiers but not of denitrifiers to the application of manure containing antibiotic in soil. *Applied Soil Ecology* **95**:99–106  
DOI [10.1016/j.apsoil.2015.06.016](https://doi.org/10.1016/j.apsoil.2015.06.016).
- Robertson GP, Vitousek PM. 2009.** Nitrogen in agriculture: balancing the cost of an essential resource. *Annual Review of Environment and Resources* **34**(1):97–125  
DOI [10.1146/annurev.environ.032108.105046](https://doi.org/10.1146/annurev.environ.032108.105046).
- Rotthauwe JH, Witzel KP, Liesack W. 1997.** The ammonia monooxygenase structural gene *amoA* as a functional marker: molecular fine-scale analysis of natural ammonia-oxidizing populations. *Applied and Environmental Microbiology* **63**(12):4704–4712  
DOI [10.1128/AEM.63.12.4704-4712.1997](https://doi.org/10.1128/AEM.63.12.4704-4712.1997).

- Schauss K, Focks A, Leininger S, Kotzerke A, Heuer H, Thiele-Bruhn S, Sharma S, Wilke BM, Matthies M, Smalla K, Munch JC, Amelung W, Kaupenjohann M, Schloter M, Schleper C. 2009. Dynamics and functional relevance of ammonia-oxidizing archaea in two agricultural soils. *Environmental Microbiology* 11(2):446–456 DOI 10.1111/j.1462-2920.2008.01783.x.
- Schloss PD, Westcott SL, Ryabin T, Hall JR, Hartmann M, Hollister EB, Lesniewski RA, Oakley BB, Parks DH, Robinson CJ, Sahl JW, Stres B, Thallinger GG, Van Horn DJ, Weber CF. 2009. Introducing mothur: open-source, platform-independent, community-supported software for describing and comparing microbial communities. *Applied and Environmental Microbiology* 75(23):7537–7541 DOI 10.1128/AEM.01541-09.
- Senbayram M, Chen R, Budai A, Bakken L, Dittert K. 2012. N<sub>2</sub>O emission and the N<sub>2</sub>O/(N<sub>2</sub>O+N<sub>2</sub>) product ratio of denitrification as controlled by available carbon substrates and nitrate concentrations. *Agriculture, Ecosystems & Environment* 147:4–12 DOI 10.1016/j.agee.2011.06.022.
- Steinberger Y, Zelles L, Bai QY, Mvon L, Munch JC. 1999. Phospholipid fatty acid profiles as indicators for the microbial community structure in soils along a climatic transect in the Judean Desert. *Biology and Fertility of Soils* 28(3):292–300 DOI 10.1007/s003740050496.
- Sun RB, Dsouza M, Gilbert JA, Guo XS, Wang DZ, Guo ZB, Ni YY, Chu HY. 2016. Fungal community composition in soils subjected to long-term chemical fertilization is most influenced by the type of organic matter. *Environmental Microbiology* 18(12):5137–5150 DOI 10.1111/1462-2920.13512.
- Sun R, Guo X, Wang D, Chu H. 2015. Effects of long-term application of chemical and organic fertilizers on the abundance of microbial communities involved in the nitrogen cycle. *Applied Soil Ecology* 95:171–178 DOI 10.1016/j.apsoil.2015.06.010.
- Tamura K, Stecher G, Peterson D, Filipski A, Kumar S. 2013. MEGA6: molecular evolutionary genetics analysis version 6.0. *Molecular Biology and Evolution* 30(12):2725–2729 DOI 10.1093/molbev/mst197.
- Tao R, Wakelin SA, Liang YC, Chu GX. 2017. Response of ammonia-oxidizing archaea and bacteria in calcareous soil to mineral and organic fertilizer application and their relative contribution to nitrification. *Soil Biology and Biochemistry* 114:20–30 DOI 10.1016/j.soilbio.2017.06.027.
- Tao R, Wakelin SA, Liang YC, Hu BW, Chu GX. 2018. Nitrous oxide emission and denitrifier communities in drip-irrigated calcareous soil as affected by chemical and organic fertilizers. *Science of the Total Environment* 612:739–749 DOI 10.1016/j.scitotenv.2017.08.258.
- Throbäck IN, Enwall K, Jarvis Å, Hallin S. 2004. Reassessing PCR primers targeting *nirS*, *nirK* and *nosZ* genes for community surveys of denitrifying bacteria with DGGE. *FEMS Microbiology Ecology* 49(3):401–417 DOI 10.1016/j.femsec.2004.04.011.
- Walker CB, De la Torre JR, Klotz MG, Urakawa H, Pinel N, Arp DJ, Brochier-Armanet C, Chain PSG, Chan PP, Gollabgir A, Hemp J, Hugler M, Karr EA, Konneke M, Shin M, Lawton TJ, Lowe T, Martens-Habbena W, Sayavedra-Soto LA, Lang D, Sievert SM, Rosenzweig AC, Manning G, Stahl DA. 2010. *Nitrosopumilus maritimus* genome reveals unique mechanisms for nitrification and autotrophy in globally distributed marine crenarchaea. *Proceedings of the National Academy of Sciences of the United States of America* 107(19):8818–8823 DOI 10.1073/pnas.0913533107.
- Wang J, Chadwick DR, Cheng Y, Yan X. 2018. Global analysis of agricultural soil denitrification in response to fertilizer nitrogen. *Science of the Total Environment* 616-617:908–917 DOI 10.1016/j.scitotenv.2017.10.229.

- Yang W, Guo Y, Wang X, Chen C, Hu Y, Cheng L, Gu S, Xu X. 2017.** Temporal variations of soil microbial community under compost addition in black soil of Northeast China. *Applied Soil Ecology* **121**:214–222 DOI [10.1016/j.apsoil.2017.10.005](https://doi.org/10.1016/j.apsoil.2017.10.005).
- Yang W, Jing X, Guan Y, Zhai C, Wang T, Shi D, Sun W, Gu S. 2019a.** Response of fungal communities and co-occurrence network patterns to compost amendment in black soil of Northeast China. *Frontiers in Microbiology* **10**:1562 DOI [10.3389/fmicb.2019.01562](https://doi.org/10.3389/fmicb.2019.01562).
- Yang Y-D, Ren Y-F, Wang X-Q, Hu Y-G, Wang Z-M, Zeng Z-H. 2018.** Ammonia-oxidizing archaea and bacteria responding differently to fertilizer type and irrigation frequency as revealed by Illumina Miseq sequencing. *Journal of Soils and Sediments* **18**(3):1029–1040 DOI [10.1007/s11368-017-1792-3](https://doi.org/10.1007/s11368-017-1792-3).
- Yang W, Yang Z, Guan Y, Zhai C, Shi D, Chen J, Wang T, Gu S. 2019b.** Dose-dependent effect of compost addition on soil bacterial community composition and co-occurrence network patterns in soybean agroecosystem. *Archives of Agronomy and Soil Science* **8**:1–15 DOI [10.1080/03650340.2019.1651450](https://doi.org/10.1080/03650340.2019.1651450).
- Yao Q, Liu JJ, Yu ZH, Li YS, Jin J, Liu XB, Wang GH. 2017.** Changes of bacterial community compositions after three years of biochar application in a black soil of northeast China. *Applied Soil Ecology* **113**:11–21 DOI [10.1016/j.apsoil.2017.01.007](https://doi.org/10.1016/j.apsoil.2017.01.007).
- Yin C, Fan F, Song A, Cui P, Li T, Liang Y. 2015.** Denitrification potential under different fertilization regimes is closely coupled with changes in the denitrifying community in a black soil. *Applied Microbiology and Biotechnology* **99**(13):5719–5729 DOI [10.1007/s00253-015-6461-0](https://doi.org/10.1007/s00253-015-6461-0).
- Zhang C-J, Yang Z-L, Shen J-P, Sun Y-F, Wang J-T, Han H-Y, Wan S-Q, Zhang L-M, He J-Z. 2018.** Impacts of long-term nitrogen addition, watering and mowing on ammonia oxidizers, denitrifiers and plant communities in a temperate steppe. *Applied Soil Ecology* **130**:241–250 DOI [10.1016/j.apsoil.2018.06.017](https://doi.org/10.1016/j.apsoil.2018.06.017).
- Zhong L, Du R, Ding K, Kang X, Li FY, Bowatte S, Hoogendoorn CJ, Wang Y, Rui Y, Jiang L, Wang S. 2014.** Effects of grazing on N<sub>2</sub>O production potential and abundance of nitrifying and denitrifying microbial communities in meadow-steppe grassland in northern China. *Soil Biology and Biochemistry* **69**:1–10 DOI [10.1016/j.soilbio.2013.10.028](https://doi.org/10.1016/j.soilbio.2013.10.028).