

## Original Articles

# Application of Acoustical Processor Reactors for Degradation of Diazinon from Surface Water

M Shayeghi<sup>1</sup>, \*MH Dehghani<sup>2</sup>, AH Mahvi<sup>3</sup>, K Azam<sup>4</sup>

<sup>1</sup>Department of Medical Entomology and Vector Control, School of Public Health, Tehran University of Medical Sciences, Tehran, Iran

<sup>2</sup>Department of Environmental Health Engineering, School of Public Health, Tehran University of Medical Sciences, Center for Environmental Research, Tehran, Iran

<sup>3</sup>Department of Environmental Health Engineering, School of Public Health, Tehran University of Medical Sciences, Tehran, Iran

<sup>4</sup>Department of Epidemiology and Biostatistics, School of Public Health, Tehran University of Medical Sciences, Tehran, Iran

(Received 5 Jan 2010; accepted 24 Jul 2010)

## Abstract

**Background:** Since organophosphorus pesticides are widely used for industry and insect control in agricultural crops, their fate in the environment is very important. Pesticide contamination of surface water has been recognized as a major contaminant in world because of their potential toxicity towards human and animals. The objective of this research was to investigate the influence of various parameters including the influence of time, power, and initial concentration on degradation of diazinon pesticide.

**Methods:** The sonochemical degradation of diazinon was investigated using acoustical processor reactor. Acoustical processor reactor with 130 kHz was used to study the degradation of pesticide solution. Samples were analyzed using HPLC at different time intervals. Effectiveness of APR at different times (20, 40, 60, 80, 100, and 120 min), concentrations (2, 4 and 8 mg/L) and powers (300W, 400W, 500W) were compared.

**Results:** The degradation of the diazinon at lower concentrations was greater in comparison to higher concentrations. There was also direct correlation between power and diazinon degradation. In addition, when the power increased, the ability to degraded diazinon increased.

**Conclusion:** The sonodegradation of diazinon pesticide at different concentrations and powers was successfully provided. It has been shown that APR can be used to reduce the concentration of dissolved pesticide using high frequency.

**Keywords:** Diazinon, acoustical processor reactor, initial concentration, power, time

## Introduction

Pesticides are known to be carcinogenic, mutagenic, teratogenic and simultaneously resistant to destruction in environment. Organophosphorus pesticides are extremely toxic, acting on acetyl cholinesterase activity (Safi 2002). Diazinon [O, O-diethyl-O- (2-isopropyl-6-methyl-4-pyrimidinyl) phosphorothioate] is a commonly used insecticide in the organophosphate chemical family. Diazinon decomposes above

120° C and is susceptible to oxidation. It is stable at pH 7.0 and can persist in the environment for as long as six months (US EPA 1986, WHO 1998).

Many reports for sonochemical treatment of water and wastewater plants have been considered (Krueger and Seiber 1984, Norwood 1990, Somich 1990, Benito et al. 2005, Dehghani et al. 2006, 2007a, 2007b, 2008, Asakura et al. 2008). Mahvi et al.

\*Corresponding author: Dr Mohammad Hadi Dehghani, Email: dehghanihadi@yahoo.com

2009). A variety of physical and chemical methods are employed for the removal of aqueous pesticides. Several techniques to eliminate pesticides have been so far considered, like ozonation (Legube 1987, Benitez 1995, Asakura 2005.), adsorption by activated coke (Battaglia 1989, Richard 1991, Mason and Lorimer 2002.), ultraviolet irradiation and hydrogen peroxide (Peterson et al. 1988, Raha and Das 1990, Battacharya 1994, Baron et al. 1994, Benitez 1995 b, Bellobono et al. 1995, Boisdon and Cacite' de la 1995, Bourguine et al. 1995, Mansour et al. 1997, Huston and Pignatello 1999, Bachman and Patterson 1999).

Acoustical Processor Reactor (APR) has been used to induce or accelerate a variety of reactions. These reactors have a board range of industrial applications, including water and wastewater treatment (Suslick 1994, Suslick and Crum 1997, Suslick and Price 1999, Joyce 2002, Gogate et al. 2003, Dehghani et al. 2008, 2010). Since 1990, there has been increasing interest in the sonochemical degradation of aqueous solutions both in water and wastewater decontamination (Laborde and Bouyer 1998, Destailats et al. 2001.). The chemical effects of APR of aqueous environment are believed to be related with acoustic cavitations. Ultrasound irradiation enhances chemical reactivity through cavitation, the formation of gas bubbles in a liquid, which rapidly expand and implode. The chemical aspects are realized during and immediately after collapse of a vapor-filled cavitation bubbles. Bubble collapse induced by cavitation produces intense local heating, high pressures (Hung and Hoffmann 1999, Beckett and Hua 2001, Wayment and Casadonte 2002, Mason et al. 2004, Hua et al. 2005, Dehghani and Changani 2006, Arrojo and Benito 2008.). These hot spots have temperatures of roughly 5000 K, and pressures of about 500 atm as well as the production of free radicals. These conditions provide

several possible pathways of degradation, such as free radical attack. (Mason 1991, Hua et al. 1995, Hua and Hoffman 1997, Mason and Lorimer 1998, Crum et al. 1999, Hua and Pflazer-Thompson 2001, Asakura et al. 2008).

The present research deals with the sonochemical degradation of selected diazinon pesticide in the APR. The objective was to determine the potential of batch reactor for degradation of diazinon in different conditions such as power, concentration, and degradation time.

## Materials and Methods

### Procedures

Sample was prepared by dissolving a measured volume of pesticide with 95% concentration in 1000 ml of distilled water in a volumetric vessel. All organic solvents (acetone, hexane) were of analytical reagent grade, supplied by Merck Company. Homogenized samples were pretreated at 18–20° C and then were placed in reactor. Reactor temperature was controlled with the help of condensation water surrounding the reactor. Therefore, temperature did not exceeded 18-20° C in all experiments. Diazinon pesticide samples were exposed to a fixed frequency of 130 kHz. Characteristics of the reactor and experiment conditions presented in Table 1 and 2 respectively. All sonicated solutions were analyzed for diazinon and degradation operation by HPLC at different time intervals. Characteristics of the HPLC system were as following (Table 3).

All the analyses were performed according to the procedures outlined in standard methods (APHA 2005).

### Calculation method

The definition of diazinon degradation percentage (DP) was as follows:

$$DP = (C_1 - C_2) / C_1 \times 100$$

Where DP (%) is the degradation percentage of the reactor,

$C_1$  is the initial concentration of diazinon (mg/l),

$C_2$  is the concentration of diazinon (mg/l) after reaction for (t) time

### Statistical analysis

The degradation of diazinon using APR was analyzed statistically by SPSS 11.5 and Excel software. The data were analyzed using one way ANOVA, Post-hoc test and multiple regressions. The variables were degradation time, concentration and power. Degradation was depended variable.

## Results

An aqueous solution of diazinon was sonicated in a batch reactor at different concentrations, powers, fixed frequency, and different times. During the sonochemical degradation, the concentrations of diazinon were determined and the ultraviolet absorption spectra of the aqueous solution of diazinon were measured.

### Effect of initial concentration

The effect of initial diazinon concentration on the removal percentage is shown Fig.1, 2 and 3. Different initial concentrations resulted in different removal percentage. The removal percentage decreased with increasing initial diazinon concentration in the range of 2 mg/l (Mean= 95.3422 and SD= 3.40735), 4 mg/l (Mean= 91.6033 and SD= 2.84080) and 8 mg/l (Mean= 83.8294 and SD= 5.89949) under sonication after 120 min. Clearly, the rate of sonochemical degradation was slow in the presence of high concentration of diazinon. On the other hand, the increase of diazinon concentration in the solutions significantly decreased the rate of diazinon degradation after 120 min. As expected, the degradation percentage is the highest for the lowest

concentration. The best status for pesticide degradation was 2 mg/l under sonication after 120 min. One way ANOVA and Post Hoc test indicated that mean difference is significant ( $P < 0.05$ ).

### Effect of time

The effect of time on the degradation of diazinon was shown in Fig. 1, 2 and 3. The degradation percentage of diazinon was 90.83% (2 mg/l), 86.11% (4 mg/l) and 76.99% (8 mg/l) for 300 W (Fig. 1). In addition, degradation percentage was 96.11 % (2 mg /l), 90.95% (4 mg/l) and 84.54% (8 mg/l) for 400 W (Fig. 2). However, degradation percentage was 98.44% (2 mg /l), 94.07% (4 mg/l) and 88.98 % (8 mg/l) after 120 minutes for 500 W (Fig. 3). According to regression analysis using backward method, the mean difference is no significant. On the other word, degradation time is excluded variables.

### Effect of pH

The results showed that sonolysis had no considerable effect on pH (6.8-7) of pesticide samples, and the minor change occurred were no significant.

### Effect of temperature

In this study, the reaction temperature was controlled with condensation water surrounding the reactor bath. Therefore, experiments showed that temperature increase of pesticide samples during sonication had no considerable effect on degradation of pesticide.

### Effect of acoustic power

The effect of power on the diazinon degradation was also studied for 300 W (Mean= 85.4694±6.14753), 400 W (Mean= 90.4689±5.61704) and 500 W (Mean= 94.8367±3.41482). One way ANOVA and Post Hoc test showed the mean difference is significant between removal efficiencies at

0.05 level, when the power rose from 300 W to 500 W

According to statistical analysis, linear relationships equations were as follows:

Degradation ratio= 80.495 -1.922 concentration + 0.047 power

In addition, determination coefficient (R square) for above model showed that highest changes related to degradation efficiency depends upon concentration and power (R square= 0.937).

**Table 1.** Characteristics of acoustical reactor

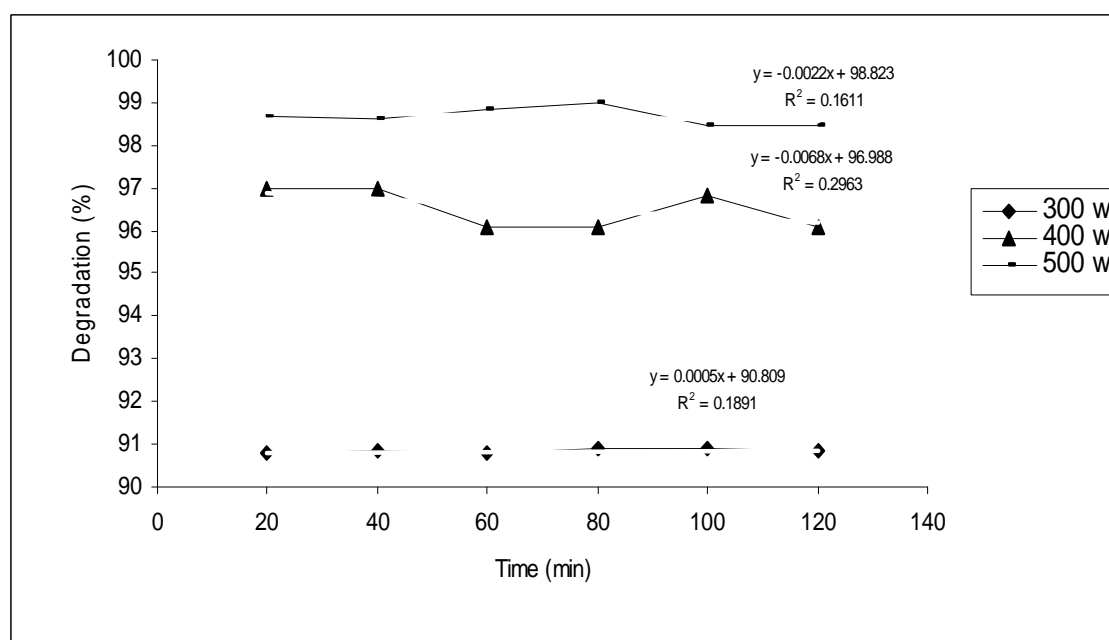
Parameter	Characteristics
Power	300 W, 400 W, 500 W
Frequency	130 kHz
Reactor type	Basin
Flow type	Batch
Capacity	1.5 L

**Table 2.** Experimental conditions for degradation operations

Frequency (kHz)	Power (W)	Sonication time (min)	Initial concentration (mg/L)	Sample volume (mL)	Temp (°C)	pH
130	300, 400, 500	20, 40, 60, 80, 100, 120	2, 4, 8	200	18–20	6.8–7

**Table 3.** Characteristics of HPLC system

Column Inertsil	Mobile phase	Temperature	Detector UV	Flow rate
ODS – 2	CH <sub>3</sub> CN/H <sub>2</sub> O (65:35, V:V)	40 °C	wavelength 210 nm	1mL/min



**Fig. 1.** Comparison of degradation percentage at different powers for 2 mg/L

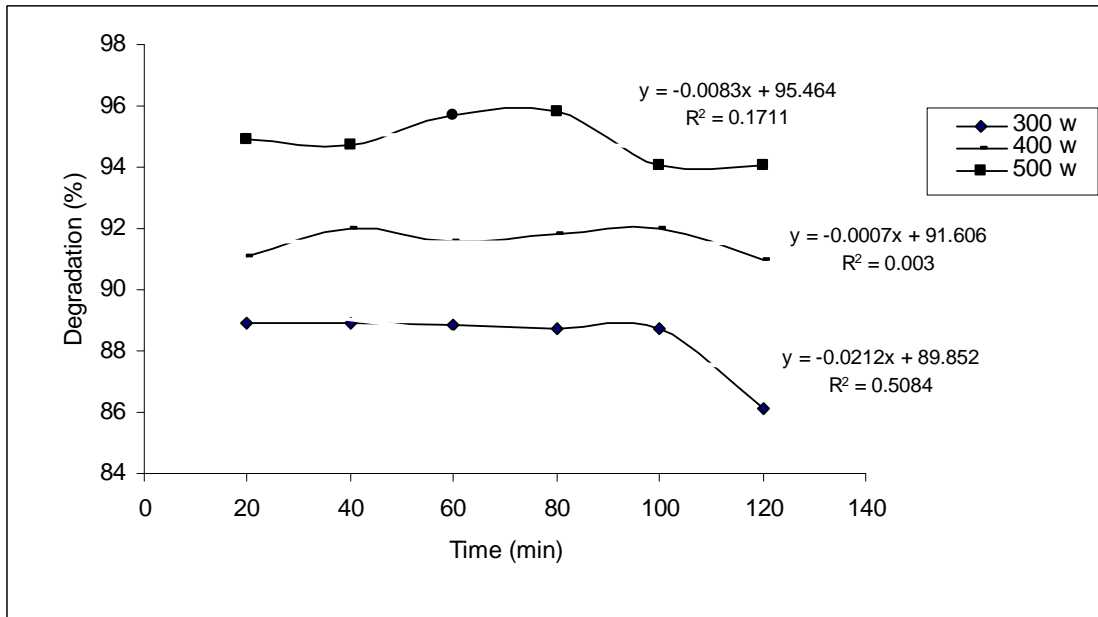


Fig. 2. Comparison of degradation percentage at different powers for 4 mg/L

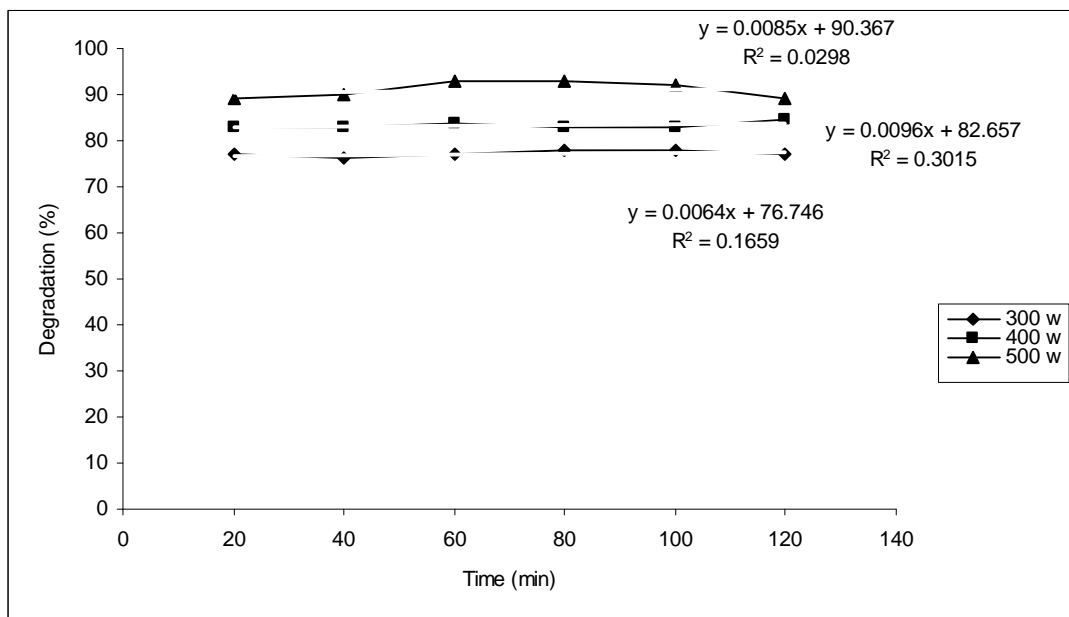


Fig. 3. Comparison of degradation percentage at different powers for 8 mg/L

### Discussion

It is possible to degrade efficiently the diazinon pesticide in water by APR. Statistical analysis shows that power and initial concentration are effective parameters for degradation of diazinon.

Matouq et al. (2008) indicated that percentage of degradation rate of diazinon varies with initial concentration after exposing to irradiation which is basically the steady state phase. Matouq et al. (2008) re-

ported that initial concentration decreases with time. Hua et al. (2001) indicated that a low pH is not required for sonodegradation of pesticide. Hua et al. (2001) reported that faster sonodegradation rates are observed at higher power densities.

Statistical analysis shows that power and initial concentration are effective parameters for degradation of diazinon. The best circumstance for sonodegradation was provided for lower initial concentration and the highest power after 120 min. On the other word, an increase in concentration results in decrease in the degradation efficiency.

### Acknowledgements

This research has been supported by Tehran University of Medical Sciences # Grant 3418-46-02-85. The authors declare that they have no conflicts of interest.

### References

- Asakura Y, Maebayashi M, Koda S (2005) Study on efficiency and characterization in a cylindrical sonochemical reactor. *Chem Eng Jpn.* 38: 1008–1014.
- Arrojo S, Benito Y (2008) A theoretical study of hydrodynamic cavitation. *Ultrason Sonochem.* 15: 203–211.
- Asakura Y, Nishida T, Koda S (2008) Effects of ultrasonic frequency and liquid height on sonochemical efficiency of large-scale sonochemical reactors. *Ultrason Sonochem.* 15: 244–250.
- APHA (2005) Standard methods for the examination of water and wastewater. American Public Health Association, Washington, DC.
- Benitez FJ, Beltran-Heredia J, Gonzalez T (1995) Photooxidation of carbofuran by a polychromatic UV irradiation without and with hydrogen peroxide. *Ind. Eng Chem Res.* 34: 4099–4105.
- Battaglia G (1989) Atrazine elimination according to the drinking water regulations. *Water Supply.* 7: 161–168.
- Benito Y, Arrojo S, Vidal P (2005) Hydrodynamic cavitation as a low-cost AOP for wastewater treatment: Preliminary results and a new design approach. *Wessex Institute of Technology*, pp. 495–504.
- Bachman J, Patterson H (1999) Photodecomposition of the carbamate pesticide carbofuran: kinetics and the influence of dissolved organic matter. *Environ Sci Technol.* 33: 874–881.
- Battacharya A, Raha P, Das A (1994) Studies on the photodegradation of carbofuran. *Chemosphere.* 29: 155–162.
- Benitez FJ, Beltran-Heredia J, Gonzalez T (1995) Photooxidation of carbofuran by a polychromatic UV irradiation without and with hydrogen peroxide. *Ind Eng Chem Res.* 34: 4099–4105.
- Baron J, Corre S, Denis P (1994) Désinfection par ultra-violet des effluents issus d'une station d'épuration: étude pilote dans la région brestoise. *Tech Sci Meth.* 5: 263–267.
- Bellobono IR, Barni B, Gianturco F (1995) Preindustrial experience in advanced oxidation and integral photodegradation of organics in potable waters and wastewaters by Photopermt membranes immobilising titanium dioxide and promoting photocatalyst. *Membr Sci.* 102: 139–147.
- Boisdon V, Cacite´ de la E (1995) Désinfection par les procédés d'oxydation chimique et de rayonnement ultraviolet. *Tech Sci Meth.* 3: 228–236.
- Bourgine FP, Chapman JI, Kerai H (1995) The degradation of atrazine and other pesticides by photolysis. *CIWEM.* 9: 417–423.
- Beckett MA, Hua I (2001) Impact of ultrasonic frequency on aqueous sonolumi-

- nescence and sonochemistry. *Phys Chem A*. 15: 3796–3802.
- Crum L, Mason TJ, Reisse J, Suslick KS (1999) Sonochemistry and Sonoluminescence. NATO ASI Series C. Vol. 524. Kluwer. Dordrecht.
- Dehghani MH, Najafpoor AA, Azam K (2010) Using sonochemical reactor for degradation of LAS from effluent of wastewater treatment plant. *Desalination* .250: 82–86.
- Dehghani MH, Jahed GhR, Mesdaghinia A, Nasserli S (2008a) Using irradiation treatment for reduction of anaerobic bacteria from a wastewater treatment plant. *Environ Technol*. 29 (11):1145–1148.
- Dehghani MH, Mesdaghinia AR, Nasserli S, Mahvi AH, Azam K (2008b) Application of sonochemical reactor technology for degradation of reactive yellow dye in aqueous solution. *Water Qual Res J Canada*. 43 (2/3): 183–187.
- Dehghani MH, Mahvi AH, Jahed GhR, Sheikhi R (2007a) Investigation and evaluation of ultrasound reactor for reduction of fungi from sewage. *Zhejiang Univ Sci B*. 8(7): 493–497.
- Dehghani MH, Mahvi AH, Najafpoor AA, Azam K (2007b) Investigating the potential of using acoustic frequency on the degradation of linear alkylbenzen sulfonates from aqueous solution. *Zhejiang Univ Sci A*. 8 (9): 1462–1468.
- Dehghani MH, Jahed GhR, Vaezi F (2006a) Evaluation of USR technology on the destruction of HPC organisms. *Pakistan J Biol Sci*. 9 (11): 2127–2131.
- Dehghani MH, Changani F (2006b) The effect of acoustic cavitation on Chlorophyceae from effluent of wastewater treatment plant. *Environ Technol*. 27(9): 963–968.
- Destailats H, Lesko TM, Knowlton M, Wallace H, Hoffmann MR (2001) Scale-up of sonochemical reactors for water Treatment. *Ind Eng Chem Res*. 40: 3855–3860.
- Gogate PR, Wilhelm AM, Pandit AB (2003) Some Aspects of the design of sonochemical reactors. *Ultrason Sonochem*. 10: 325–330.
- Huston P, Pignatello J (1999) Degradation of selected pesticide active ingredients and commercial formulations in water by the photo-assisted Fenton reaction. *Wat Res*. 33: 1238–1246.
- Hung H, Hoffmann MR (1999) Kinetics and mechanism of the sonolytic degradation of chlorinated hydrocarbons: frequency effects. *Phys Chem A*. 15: 2734–2739.
- Hua I, Hochemer RH, Hoffman MR (1995) Sonochemical degradation of p-nitrophenol in a parallel-plate near-field acoustical processor. *Environ Sci Technol*. 29: 2790–2796.
- Hua I, Hoffman MR (1997) Optimization of ultrasonic irradiation as an advanced oxidation technology. *Environ Sci Technol*. 31: 2237–2243.
- Hua I, Pfalzer-Thompson U (2001) Ultrasonic irradiation of carbofuran: Decomposition kinetics and reactor characterization. *Wat Res*. 6: 1445–1452.
- Joyce E (2002) The development and evaluation of ultrasound for the treatment of bacterial suspension. *Ultrason Sonochem*. 10: 315–318.
- Krueger FN, Seiber JN (1984) Treatment and Disposal of Pesticide Wastes, ACS Symposium Series 259. American Chemical Society. Washington, D.C.
- Laborde JL, Bouyer C (1998) Acoustic cavitation field prediction at low and high frequency ultrasounds. *Ultrasonics*. 36: 581–587.
- Legube B, Guyon S, Dore M (1987) Ozonation of aqueous solutions of nitrogen heterocyclic compounds: benzotriazoles, atrazine and amitrole. *Ozone Sci Eng*. 9: 233–246.

- Mason TJ, Lorimer JP (2002) *Applied Sonochemistry: Uses of Power Ultrasound in Chemistry and Processing*. Wiley-VCH. Weinheim, Germany.
- Mason TJ, Collings A (2004) A Sonic and ultrasonic removal of chemical contaminants from soil in the laboratory and on a large scale. *Ultrason Sonochem.* 11: 205–210.
- Mansour M, Feicht E, Behechti A (1997) Experimental approaches to studying the photostability of selected pesticides in water and soil. *Chemosphere.* 35: 39–50.
- Mason TJ, Lorimer JP (1998) *Sonochemistry: Theory, Applications and Uses of ultrasound chemistry*. Ellis Horwood Limited. Chichester.
- Mason TJ (1991) *Practical sonochemistry: Users guide to applications in chemistry and chemical engineering*. Ellis Horwood. New York.
- Matouq MA, Al-Anbe ZA, Tagava T, Aljbour S, Al-Shannag M (2008) Degradation of dissolved diazinon pesticide in water using the high frequency of ultrasound wave. *Ultrasonics.* 15: 869–874.
- Mahvi AH (2009) Application of ultrasonic technology for water and wastewater treatment. *Iranian J Publ Health.* 38 (2): 1–17.
- Norwood VM (1990) A literature review of waste treatment technologies which may be applicable to wastes generated at fertilizer/agricultural dealer sites. Bulletin Y-214. NFERC. Tennessee Valley Authority. Muscle Shoals. AL.
- Peterson D, Watson D, Winterlin W (1988) The destruction of ground water threatening pesticides using high intensity UV light. *Environ Sci Health B.* 23: 587–603.
- Richard Y, Duguet JP, Hubele C (1991) Pesticides et eau potable-Le dossier du mois. *L'Eau, L'Industrie. Les Nuisances.* 144: 44–46.
- Raha P, Das AK (1990) Photodegradation of carbofuran. *Chemosphere.* 21: 99–106.
- Suslick S (1994) The chemistry of ultrasound. *Encyclopedia Britannica: Chicago.*
- Somich C J, Muldoon MT, Kearney PC (1990) On-site treatment of pesticide waste and rinsate using ozone and biologically active soil. *Environ Sci Technol.* 24: 745–49.
- Safi JM (2002) Association between chronic exposures to pesticides and recorded cases of human malignancy in Gaza Governorates. *Sic Total Environ.* 284: 75–84.
- Suslick KS, Price G (1999) Applications of Ultrasound to Materials Chemistry. *Annu Rev Matl Sci.* 29: 295–326.
- Suslick KS, Crum LA (1997) *Sonochemistry and Sonoluminescence in Encyclopedia of Acoustics*. Wiley-Interscience: New York. Vol 1. pp. 271–282.
- US EPA (1986) Diazinon. Office of prevention, pesticides and toxic substances. Revised HED Product and Residue Chemistry Chapter. DP Barcode: D23-8958. PC Code: 057801. Case No. 0238. Washington, D.C. 20460.
- WHO (1998) *Environmental Health Criteria. Diazinon. International Program on Chemical Safety*. World Health Organization. Geneva.
- Wayment DG, Casadonte DJ (2002) Design and calibration of a single-transducer variable-frequency sonication system. *Ultrason Sonochem.* 9: 189–195.