



RESEARCH ARTICLE

REVISED Do age and mating status affect olfactory response of the parasitoid, *Microplitis croceipes* (Hymenoptera: Braconidae) to host-related plant odors? [version 2; referees: 2 approved]

Matthew Burrows^{1,2}, Tolulope Morawo ¹, Henry Fadamiro¹

¹Entomology and Plant Pathology, Auburn University, Auburn, Alabama, 36849, USA

²926 Medical Detachment, US Army Medical Corps, Fort Benning, Georgia, 31905, USA

v2 First published: 20 Nov 2018, 7:1817 (<https://doi.org/10.12688/f1000research.16927.1>)
 Latest published: 19 Dec 2018, 7:1817 (<https://doi.org/10.12688/f1000research.16927.2>)

Abstract

Background: Parasitic wasps (parasitoids) use volatile organic compounds released by herbivore-infested plants to locate their hosts. Response of parasitoids to plant odors may be plastic and dependent on their physiological state. Using *Microplitis croceipes* (Hymenoptera: Braconidae), a relatively specialized larval endoparasitoid of *Heliothis virescens* (Lepidoptera: Noctuidae), we asked whether age and mating status of parasitoids affect their olfactory response to host-related odors.

Methods: Four odor stimuli of varying complexity were selected based on previous reports of parasitoid response to cotton volatiles: *cis*-3-hexenol (a green leaf volatile), α -pinene (a constitutive monoterpene), a 50/50 v/v binary mixture (*cis*-3-hexenol + α -pinene), and *H. virescens*-infested cotton odors. Female *M. croceipes* used in Y-tube olfactometer bioassays were either mated or unmated, and grouped 1–3, 4–6, and 7–9 d-old. Female parasitoids used in electroantennogram (EAG) recording were mated and grouped 1–3, 4–6, 7–9 and 10–12 d-old.

Results: In Y-tube olfactometer bioassays, neither age nor mating status played a major role in the attraction of parasitoids to test odor stimuli, with two exceptions: 4–6 d-old mated parasitoids showed attraction to the binary mixture, and 1–3 d-old mated parasitoids showed attraction to *H. virescens*-infested cotton. Age did not affect EAG response of parasitoids to test stimuli.

Conclusions: The present results suggest that age and mating status do not play a major role in modulating olfactory responses of *M. croceipes* to host-related plant odors. Instead, plasticity of olfactory response may be limited in *M. croceipes* due to strong innate sensitivity to host-related odor cues.

Keywords

cotton, electroantennogram, *Heliothis virescens*, physiological state, Y-tube olfactometer

Open Peer Review

Referee Status:  

Invited Referees

1	2
---	---

REVISED

version 2

published
19 Dec 2018

version 1

published
20 Nov 2018




report



report

1 **Lukasz Stelinski**, University of Florida, USA

2 **Andrea Clavijo McCormick** , Massey University, New Zealand

Discuss this article

Comments (0)

Corresponding author: Tolulope Morawo (tom0002@auburn.edu)

Author roles: **Burrows M:** Conceptualization, Investigation, Methodology, Writing – Original Draft Preparation, Writing – Review & Editing; **Morawo T:** Formal Analysis, Methodology, Writing – Review & Editing; **Fadamiro H:** Conceptualization, Writing – Review & Editing

Competing interests: No competing interests were disclosed.

Grant information: This research was supported in part by the Alabama Agricultural Experiment Station

Copyright: © 2018 Burrows M *et al.* This is an open access article distributed under the terms of the [Creative Commons Attribution Licence](#), which permits unrestricted use, distribution, and reproduction in any medium, provided the original work is properly cited. Data associated with the article are available under the terms of the [Creative Commons Zero "No rights reserved" data waiver](#) (CC0 1.0 Public domain dedication).

How to cite this article: Burrows M, Morawo T and Fadamiro H. **Do age and mating status affect olfactory response of the parasitoid, *Microplitis croceipes* (Hymenoptera: Braconidae) to host-related plant odors? [version 2; referees: 2 approved]** *F1000Research* 2018, 7:1817 (<https://doi.org/10.12688/f1000research.16927.2>)

First published: 20 Nov 2018, 7:1817 (<https://doi.org/10.12688/f1000research.16927.1>)

REVISED Amendments from Version 1

The new version includes minor changes suggested by one of the reviewers. Specifically, we have indicated that the same controlled conditions (temperature and humidity) used for insect rearing were maintained during bioassays.

See referee reports

Introduction

Parasitic wasps (parasitoids) use volatile organic compounds (VOCs) released by herbivore-infested plants as odor cues to locate their hosts¹⁻⁴. However, the level of olfactory response to VOCs may not remain consistent throughout the duration of parasitoid adult life. Changes in physiological states can affect response to VOCs in parasitoids and other insects⁵⁻⁹. Olfactory plasticity in insects has been previously attributed to changes in physiological states such as age, mating, and nutritional status^{6,9-13}.

Aging has been shown to affect olfaction in insects^{9,14-16}. This effect may be associated with senescence of olfactory structures or processing units in insects. For instance, behavioral senescence of responses involved with locomotion, olfaction, and learning has been reported in fruit flies¹⁷⁻¹⁹. However, previous studies have reported mixed results regarding age-related plasticity of response to VOCs in parasitoids, thus the need for further studies^{14,20,21}. Mating status of female parasitoids has also been reported to influence their foraging behavior and parasitization potential, with mated females showing a higher parasitization rate than unmated females^{13,22,23}. However, the effect of mating on plasticity of parasitoid response to host-related plant volatiles has gained little attention despite its implications and relevance to host searching and parasitization potential (but see Chen & Fadamiro²⁴).

In the present study, the relatively specialized larval endoparasitoid, *Microplitis croceipes* (Hymenoptera: Braconidae) and its caterpillar host, *Heliothis virescens* (Lepidoptera: Noctuidae) were used as a study system to test the effect of age and mating status on the olfactory response of parasitoids to host-related plant volatiles. *Heliothis virescens* is a generalist herbivore and a serious pest of cotton, tobacco, and other crops of economic importance²⁵. Based on previous reports on olfactory response in *M. croceipes* to cotton volatiles²⁶⁻³⁰, four odor stimuli of varying complexity were chosen. These include: *cis*-3-hexenol (a green leaf volatile), α -pinene (a constitutive monoterpene), a 50/50 v/v binary mixture (*cis*-3-hexenol + α -pinene), and headspace volatiles from *H. virescens*-infested cotton. *cis*-3-Hexenol and α -pinene have been consistently detected in the headspace of *H. virescens*-infested cotton^{1,29,31} and have been reported to elicit antennal and behavioral responses in *M. croceipes*^{24,26,29,30}.

Y-tube olfactometer was used to test attraction (behavioral response) of parasitoids while electroantennogram (EAG) was used to record antennal response of female *M. croceipes* to select host-related cotton volatiles. To the best of our knowledge, this is one of the few studies that investigated the effects of age

and mating status on olfactory responses of parasitoids to host-related plant volatiles. The implications of these findings are discussed.

Methods

Insects

Cocoons of *Microplitis croceipes* were provided by the USDA-ARS, Insect Biology and Population Management Research Laboratory (Tifton, Georgia, USA) and reared in our laboratory (Auburn University, AL, USA) on 2nd – 3rd instar larvae of *H. virescens*. Upon emergence, adult wasps were transferred to aerated plastic BugDorm® cages (Megaview Science Co. Taichung, Taiwan) and supplied with 10% sucrose/water solution (w/v). Naive (untrained) parasitoids were used in both EAG and Y-tube olfactometer bioassays to test innate responses of parasitoids to host-related plant odors. Eggs of *H. virescens* were initially purchased from Benzon Research Inc. (Carlisle, PA, USA) and reared in our laboratory at Auburn University. Larvae of *H. virescens* were reared on pinto bean artificial diet according to Shorey and Hale³². In total, about 640 female parasitoids were used for bioassays. The general conditions for insect rearing and bioassays were 25 ± 1°C, 75 ± 5 % RH and L14:D10 h photoperiod.

Plants

Cotton (*Gossypium hirsutum*, var. max 9, All-Tex Seed Inc., Levelland, TX, USA) plants were grown in individual pots (9 cm high, 11 cm diameter) in a growth chamber at 26.6°C day, 25.6°C night, 60% RH, L16:D8 h (L:D) photoperiod. Seeds were planted in a top soil/vermiculate mixture. Plants used for headspace volatile collections were 4–6 weeks-old.

Age and mating status treatments

Upon emergence, parasitoids were separated based on their sex. Subsequently, an equal number of females were randomly designated to ‘mated’ or ‘unmated’ cages. Male parasitoids were put inside cages (19 × 13 × 10 cm) designated to mated females at a 2:1 (male: female) ratio while cages designated to unmated females contained females only. Female parasitoids were allowed to mate for at least 24 h before use in bioassays. Both mated and unmated females were further designated to separate cages based on their age. Age groups 1–3, 4–6 and 7–9 d-old were used in Y-tube olfactometer bioassays while age groups 1–3, 4–6, 7–9, and 10–12 d-old were used in electroantennogram (EAG) recording. The 10-12 d-old age group was not included in behavioral bioassays due to low numbers of insects surviving beyond 10 days in the laboratory, resulting in a low number of replicates. It should be noted that Y-tube olfactometer bioassays required more replicates than EAG recording.

Headspace volatile collection

Headspace volatiles were collected from *H. virescens*-infested cotton plants using the protocol described by Ngumbi *et al.*³¹. A plant pot with soil was wrapped with aluminum foil to minimize contamination. The plant was then placed in a volatile collection chamber (Analytical Research Systems, Inc., Gainesville, FL, USA) consisting of a 5-L air-tight glass jar. A purified air stream of 500 ml/min was passed through the jar

at room temperature using Teflon tubing connected to an air delivery system. To induce volatiles from plants, 30 2nd–3rd instar larvae of *H. virescens* were allowed to feed on a cotton plant for 24 h during volatile collection from 1100 h one day to 1100 h of the following day. Headspace volatiles were collected with a trap containing 50 mg of Super-Q (CAT#: 2735, Alltech Associates, Deerfield, IL, USA) and eluted with 300 μ l of methylene chloride. The resulting extract was stored in a freezer (-20°C) until use.

Y-tube olfactometer bioassays

A Y-tube olfactometer (Analytical Research Systems, Inc., Gainesville, FL, USA) was used to test attraction of female *M. croceipes* to four odor stimuli of varying complexity. The setup and procedure was similar to that reported by Morawo and Fadamiro³³. Parasitoids were introduced individually into the olfactometer and allowed to make a choice between test stimulus and control. Insects were tested once and discarded. Parasitoids that made no choice within 5 min were removed and excluded from the analyses. The number of non-responding parasitoids in the 24 sets of bioassays ranged from 0 to 5 with a mean of 1.2 insects per test.

cis-3-Hexenol (CAT#: W256307) and α -pinene (CAT#: 147524) (purity 95-99%; Sigma-Aldrich®, St. Louis, MO, USA) were individually formulated in hexane (HPLC-grade) at 1 μ g/ μ l concentration. A 50/50 v/v binary mixture (*cis*-3-Hexenol + α -pinene) of the two compounds was also prepared. A central dose of 10 μ g (10 μ l sample) was previously determined to be optimal in a related study³⁰. In separate bioassays, each compound or binary mixture was delivered as a 10 μ l sample on filter paper strips (40 \times 7 mm, CAT#: 1001090, Whatman® No. 1) in the treatment arm while the control arm contained the same volume of hexane (solvent control). Humidified and purified (charcoal filtered) air was pushed into each arm at the rate of 250 ml/min and removed by suction from the central arm of the olfactometer at the rate of 500 ml/min to avoid odor mix-up.

To test parasitoid response to *H. virescens*-infested cotton, one arm of the olfactometer was connected to an air-tight glass jar (5-L) containing an infested plant (with host larvae). The other arm was connected to a similar glass jar containing a pot of soil covered with aluminum foil, which served as control. A new plant was used on different days during which bioassays were conducted (5–7 plant replicates). Inlet air was pushed into the olfactometer through each jar at the rate of 300 ml/min and sucked out at the rate of 600 ml/min. Experiments were performed in a randomized complete block design with equal number of insect replicates from each age and mating status groups tested per day ($n = 20$ per test). All olfactometer bioassays were conducted between 1100 h and 1700 h on different days.

Electroantennogram recording (EAG)

EAG response of female *M. croceipes* was recorded to measure odor perception in mated parasitoids. The EAG protocol used

was previously described by Ngumbi *et al.*³¹. Glass capillaries (1.1 mm I.D.) filled with Ringer solution served as reference and recording electrodes. The reference electrode was connected to the back of the head of a female *M. croceipes* while the recording electrode was connected to the cut tip of the terminal segment of the antenna. The analog signal was detected through a probe (INR-II, Syntech, the Netherlands), and was captured and processed with a data acquisition controller (IDAC-4, Syntech, the Netherlands). EAG 2000 software v2.7 (Syntech, the Netherlands) was used to analyze digital signal readouts. Test stimuli were delivered as 10- μ l samples (10 μ g dose) on filter paper strips (7 \times 40 mm) placed inside 14 cm Pasteur pipettes (Fisher Scientific, Pittsburgh, PA, USA).

Four treatment stimuli and two control stimuli were individually delivered as 0.2-s puffs of air, with 2 min interval between puffs. For each antennal preparation, the following stimuli were presented: hexane (control), methylene chloride (control), *cis*-3-hexenol, α -pinene, binary mixture, headspace volatile extract, hexane and methylene chloride. Thus, hexane and methylene chloride (solvent controls) were applied at the beginning and end of each recording series while the position of other test stimuli was randomized across replicates (see Morawo *et al.*³⁴). Recordings were performed in a randomized complete block design with equal number of insect replicates ($n = 10$) from each age group tested per day.

Data analyses

Attraction of parasitoids to each of four test stimuli in Y-tube olfactometer was modeled as a binary response (stimulus = 1, control = 0) using logistic regression to analyze possible interactions between age and mating status factors. The model adequacy for each set of experiment was confirmed with a likelihood ratio test³⁵. When no significant interaction was recorded, each factor was analyzed separately. For olfactometer data, deviation of parasitoid responses from a 50:50 (stimulus: control) distribution was analyzed using a Chi-square goodness-of-fit test. Absolute EAG responses (EAG response to solvent control deducted from EAG response to test stimuli) of mated parasitoids across age groups were compared using Kruskal-Wallis test. All analyses were performed in SAS v9.2 (SAS Institute Inc., Cary, NC, USA) with $P = 0.05$ level of significance.

Results

Effect of age and mating on attraction of parasitoids in Y-tube olfactometer

Overall, there was no significant interaction between age and mating status factors for any of the four odor stimuli tested (*cis*-3-hexenol: $P = 0.7295$, Figure 1A; α -pinene: $P = 0.7352$, Figure 1B; binary mixture: $P = 0.1136$, Figure 1C; host-infested cotton: $P = 0.7044$, Figure 1D; Logistic Regression). However, mated parasitoids, 4-6 d-old were significantly (80/20%, $\chi^2 = 7.20$, $df = 1$, $P = 0.0073$) more attracted to the binary mixture (*cis*-3-hexenol + α -pinene) compared to hexane control (Figure 1C). Similarly, 1-3 d-old mated parasitoids were significantly (75/25%, $\chi^2 = 5.00$, $df = 1$, $P = 0.0253$) more

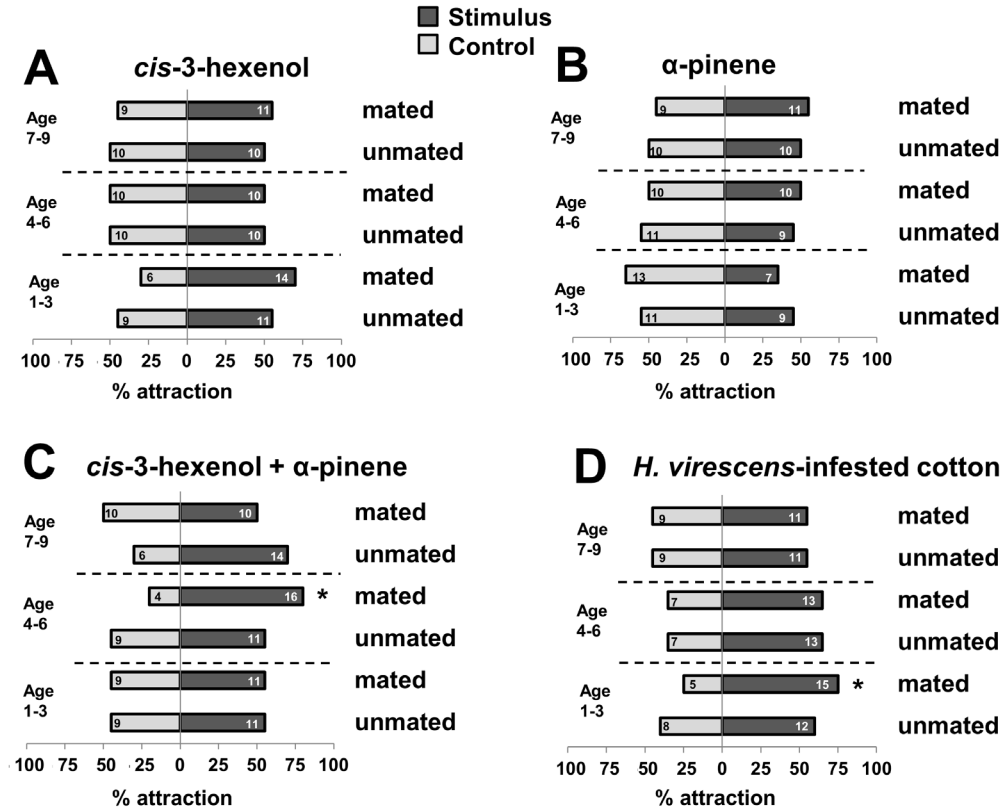


Figure 1. Effect of age and mating status on the attraction of female *Microplitis croceipes* to four host-related plant odors in Y-tube olfactometer bioassays. Bars represent percentage of mated and unmated parasitoids of ages 1–3, 4–6, and 7–9 d-old when given a choice between hexane (solvent control) and synthetic compounds *cis*-3-hexenol (A), α -pinene (B), a 50/50 v/v binary mixture of *cis*-3-hexenol and α -pinene (C), and a choice between control jar (with no plant) and *Heliothis virescens*-infested cotton (D). Synthetic compounds were formulated in hexane at 1 μ g/ μ l and presented as 10 μ l samples (10 μ g dose). Thirty 2nd–3rd instar larvae of *H. virescens* were allowed to infest cotton plants for 24 h before bioassays. *N* = 20 responding parasitoids per choice test. Numbers in the bars indicate actual number of responding individuals that chose each arm of the olfactometer. Asterisk (*) indicates significant deviation of parasitoid responses from a 50:50 (stimulus: control) distribution (χ^2 goodness of fit test, *P* < 0.05).

attracted to *H. virescens*-infested cotton compared to control (Figure 1D). Parasitoids did not show significant attraction to test stimuli in other Y-tube olfactometer bioassays.

Effect of age on EAG response of parasitoids

In general, the age of mated female *M. croceipes* did not have a significant effect on their EAG response to test odor stimuli (Figure 2). Both relatively young and older parasitoids showed similar levels of innate antennal sensitivity to single components, binary mixture and headspace volatile extract of host-infested cotton. These results are mostly in agreement with those recorded in Y-tube olfactometer bioassays.

Dataset 1. Attraction of female *Microplitis croceipes* to four host-related plant odors in Y-tube olfactometer bioassays

<https://dx.doi.org/10.5256/f1000research.16927.d224669>

Dataset 2. Electroantennogram (EAG) response of female *Microplitis croceipes* to four host-related plant odors

<https://dx.doi.org/10.5256/f1000research.16927.d224670>

Discussion

Age and mating status are among several physiological factors that may affect olfactory responses of parasitoids to odor cues used in foraging. In the present study, neither age nor mating status of female *M. croceipes* played a major role in their olfactory responses to host-related plant volatiles. In general, relatively younger parasitoids showed similar levels of attraction to test stimuli as older parasitoids. Likewise, mated and unmated female parasitoids showed little or no difference in their attraction to host-related odors in Y-tube olfactometer bioassays. Subsequent experiments were conducted to measure

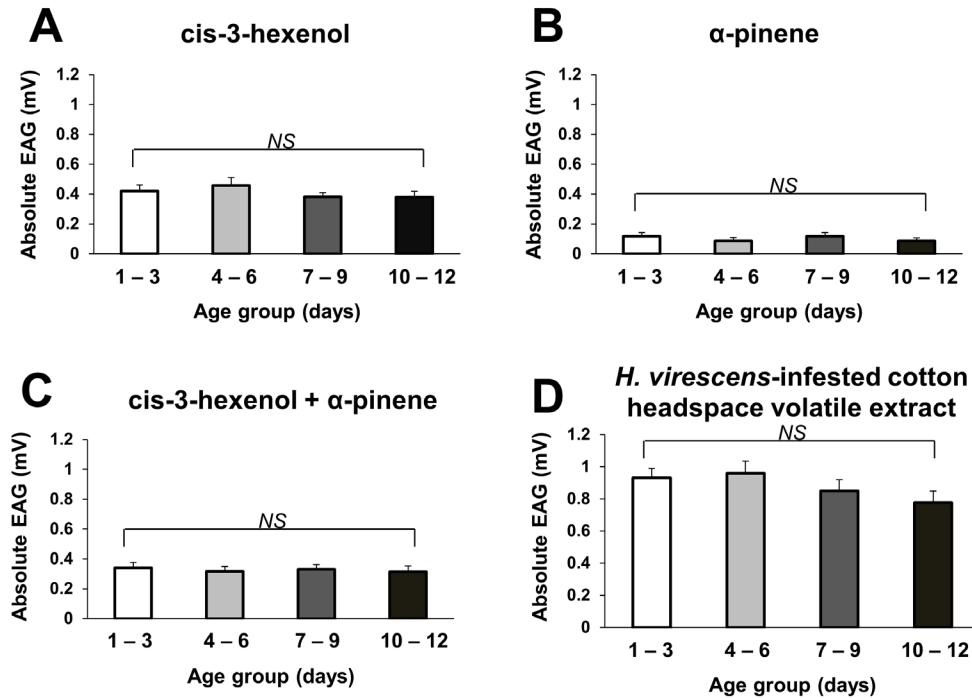


Figure 2. Effect of age on the electroantennogram (EAG) response of mated female *Microplitis croceipes* to four host-related plant odors. Bars represent mean absolute EAG responses ($mV \pm SE$, $N = 10$) of mated parasitoids age 1–3, 4–6, 7–9 and 10–12 d-old to *cis*-3-hexenol (A), α -pinene (B), a 50/50 v/v binary mixture of *cis*-3-hexenol and α -pinene (C), and *Heliothis virescens*-infested cotton headspace volatile extract (D). Absolute EAG for each stimulus is the actual EAG value minus EAG value of solvent control. Synthetic compounds were formulated in hexane at 1 μ g/ μ l and presented as 10 μ l samples (10 μ g dose). NS indicates no significant difference.

the level of odorant perception in mated female parasitoids across age groups. The results showed that EAG response of mated parasitoids was not significantly different across age groups.

Although aging may negatively affect the host searching ability of female parasitoids, it may not always be attributed to a decline in odor perception in all species. Previous studies showed that relatively younger parasitoids tend to parasitize at a significantly higher rate than older parasitoids^{36–39}. This may be in part due to senescence of some odorant processing apparatus or due to a decrease in energy levels in older parasitoids, thus affecting foraging activities. In a previous related study, age did not affect EAG response of *M. croceipes* to single VOCs²¹. In instances where age played a significant role, plasticity of olfactory response in insects at the peripheral and behavioral levels has been attributed to senescence through physiological and neuronal mechanisms^{17,19}.

A few previous studies have reported that the mating status of female parasitoids may affect their foraging behavior and parasitization potential^{13,22,23,40}. In the present study, mating status of female *M. croceipes* had no significant effect on their olfactory response to host-related odors. This suggests that both virgin and mated females of *M. croceipes* are likely to seek hosts using host-related odor cues. The concepts of haplodiploidy and optimal foraging provide a better understanding of the ecological ramifications of these results. Haplodiploid

parasitoids such as *M. croceipes* produce male-only offspring from unfertilized eggs and male/female offspring from fertilized eggs. If the sex ratio of a local population is already at equilibrium, host foraging by unmated females may yield immediate benefits⁴¹. Otherwise, the cost may outweigh immediate benefits with the development of a male-biased population. Mated females are expected to optimize host foraging and produce progeny with a more balanced sex ratio, which is a critical fitness benefit for the population.

Overall, age and mating did not significantly affect the attraction of female *M. croceipes* to four test stimuli of varying complexity in the present study, with a few exceptions: mated parasitoids, 4–6 d-old showed significant attraction to the binary mixture and 1–3 d-old mated parasitoids showed significant attraction to *H. virescens*-infested cotton. The degree of host specificity in *M. croceipes* may provide a plausible explanation for the overall pattern and exceptions recorded in the present study. It has been proposed that specialist parasitoids exhibit strong congenitally fixed responses while generalist parasitoids exhibit greater plasticity of response to host-related cues⁴². This hypothesis is consistent with the present results in which *M. croceipes* (specialist) showed little olfactory plasticity with changes in physiological state. However, *M. croceipes* is not a strictly specialized species at the extreme of the spectrum. Instead, *M. croceipes* is a relatively specialized parasitoid utilizing *Heliothis Helicoverpa* host species⁴³. This may possibly explain the few exceptions in which mated and relatively

young parasitoids showed significant attraction to the binary mixture and host-infested cotton.

In summary, the current findings suggest that age and mating status do not play a major role in modulating olfactory responses of *M. croceipes* to host-related odors. Instead, plasticity of olfactory response may be limited in *M. croceipes* due to a strong innate sensitivity to host-related odor cues. This may have an impact on their potential as biological control agents. Other physiological factors such as level of nutrition may also have significant effect on olfactory plasticity in parasitoids^{11,44}. This creates an opportunity for augmentation of parasitoids after field releases. Future studies, especially in the field, should investigate the effect of other physiological conditions that may affect plasticity of behavioral response to host-related odors in natural enemies.

Data availability

The work presented here was part of an MS project completed by MB. The results presented here have been previously

published as MB's MS thesis available from Auburn University Electronic Theses and Dissertations repository: <http://hdl.handle.net/10415/5108>

F1000Research: Dataset 1. Attraction of female *Microplitis croceipes* to four host-related plant odors in Y-tube olfactometer bioassays, <https://doi.org/10.5256/f1000research.16927.d224669>⁴⁵

F1000Research: Dataset 2. Electroantennogram (EAG) response of female *Microplitis croceipes* to four host-related plant odors, <https://doi.org/10.5256/f1000research.16927.d224670>⁴⁶

Grant information

This research was supported in part by the Alabama Agricultural Experiment Station.

Acknowledgements

The authors would like to thank Lindsay McMillan, Benjamin Reeves, and Savannah Duke for assistance with insect rearing.

References

- DeMoraes CM, Lewis WJ, Pare PW, *et al.*: **Herbivore-infested plants selectively attract parasitoids.** *Nature*. 1998; **393**: 570–573.
[Publisher Full Text](#)
- Pare PW, Tumlinson JH: **Plant volatiles as a defense against insect herbivores.** *Plant Physiol*. 1999; **121**(2): 325–332.
[PubMed Abstract](#) | [Publisher Full Text](#) | [Free Full Text](#)
- Mumm R, Hilker M: **The significance of background odour for an egg parasitoid to detect plants with host eggs.** *Chem Senses*. 2005; **30**(4): 337–343.
[PubMed Abstract](#) | [Publisher Full Text](#)
- Wei JN, Kang L: **Electrophysiological and behavioral responses of a parasitic wasp to plant volatiles induced by two leaf miner species.** *Chem Senses*. 2006; **31**(5): 467–477.
[PubMed Abstract](#) | [Publisher Full Text](#)
- Browne LB: **Physiologically induced changes in resource-oriented behavior.** *Annu Rev Entomol*. 1993; **38**: 1–23.
[Publisher Full Text](#)
- Takasu K, Lewis WJ: **Host- and food-foraging of the parasitoid *Microplitis croceipes*: Learning and physiological state effects.** *Biol Control*. 1993; **3**(1): 70–74.
[Publisher Full Text](#)
- Rivero A, Casas J: **Incorporating physiology into parasitoid behavioral ecology: the allocation of nutritional resources.** *Residual Population Ecology*. 1999; **41**(1): 39–45.
[Publisher Full Text](#)
- Martel V, Anderson P, Hansson BS, *et al.*: **Peripheral modulation of olfaction by physiological state in the Egyptian leaf worm *Spodoptera littoralis* (Lepidoptera: Noctuidae).** *J Insect Physiol*. 2009; **55**(9): 793–797.
[PubMed Abstract](#) | [Publisher Full Text](#)
- Gadenne C, Barrozo RB, Anton S: **Plasticity in Insect Olfaction: To Smell or Not to Smell?** *Annu Rev Entomol*. 2016; **61**: 317–333.
[PubMed Abstract](#) | [Publisher Full Text](#)
- Ding HJ, Guo YY, Wu CH: **Olfactory electrophysiological responses of cotton bollworm, to allelochemicals of host plants.** *Acta Entomologica Sinica*. 1997; **40**: 66–72.
[Reference Source](#)
- Stapel JO, Cortesero AM, De Moraes CM, *et al.*: **Extrafloral nectar, honeydew, and sucrose effects on searching behavior and efficiency of *Microplitis croceipes* (Hymenoptera: Braconidae) in cotton.** *Environ Entomol*. 1997; **26**(3): 617–623.
[Publisher Full Text](#)
- Gemeno C, Haynes KF: **Periodical and age-related variation in chemical communication system of black cutworm moth, *Agrotis ipsilon*.** *J Chem Ecol*. 2000; **26**(2): 329–342.
[Publisher Full Text](#)
- Fauvergue X, Lo Genco A, Lo Pinto M: **Virgins in the wild: mating status affects the behavior of a parasitoid foraging in the field.** *Oecologia*. 2008; **156**(4): 913–920.
[PubMed Abstract](#) | [Publisher Full Text](#)
- Hérard F, Keller MA, Lewis WJ, *et al.*: **Beneficial arthropod behavior mediated by airborne semiochemicals: III. Influence of age and experience on flight chamber responses of *Microplitis demolitor* wilkinson.** *J Chem Ecol*. 1988; **14**(7): 1583–1596.
[PubMed Abstract](#) | [Publisher Full Text](#)
- Crnjari R, Yin CM, Stoffolano JG Jr, *et al.*: **Influence of age on the electroantennogram response of the female blowfly (*Phormia regina*) (Diptera: Calliphoridae).** *J Insect Physiol*. 1990; **36**(12): 917–921.
[Publisher Full Text](#)
- Kendra PE, Montgomery WS, Mateo DM, *et al.*: **Effect of age on EAG response and attraction of female *Anastrepha suspensa* (Diptera: Tephritidae) to ammonia and carbon dioxide.** *Environ Entomol*. 2005; **34**(3): 584–590.
[Publisher Full Text](#)
- Cook-Wiens E, Grotewiel MS: **Dissociation between functional senescence and oxidative stress resistance in *Drosophila*.** *Exp Gerontol*. 2002; **37**(12): 1345–1357.
[PubMed Abstract](#) | [Publisher Full Text](#)
- Wang MC, Bohmann D, Jasper H: **JNK signaling confers tolerance to oxidative stress and extends lifespan in *Drosophila*.** *Dev Cell*. 2003; **5**(5): 811–816.
[PubMed Abstract](#) | [Publisher Full Text](#)
- Grotewiel MS, Martin I, Bhandari P, *et al.*: **Functional senescence in *Drosophila melanogaster*.** *Ageing Res Rev*. 2005; **4**(3): 372–397.
[PubMed Abstract](#) | [Publisher Full Text](#)
- Steinberg S, Dicke M, Vet LEM, *et al.*: **Response of the braconid parasitoid *Cotesia (=Apanteles) glomerata* to volatile infochemicals: Effects of bioassay set-up, parasitoid age and experience and barometric flux.** *Entomol Exp Appl*. 1992; **63**(2): 163–175.
[Publisher Full Text](#)
- Park KC, Zhu J, Harris J, *et al.*: **Electroantennogram responses of a parasitic wasp, *Microplitis croceipes*, to host-related volatile and anthropogenic compounds.** *Physiol Entomol*. 2001; **26**(1): 69–77.
[Publisher Full Text](#)
- Tagawa J, Yoshida C, Hashimoto T, *et al.*: **Effects of mating on the oviposition behaviour of the parasitic wasp, *Apanteles glomeratus* L. (Hymenoptera: Braconidae).** *J Ethol*. 1987; **5**(1): 37–41.
[Publisher Full Text](#)
- Michaud JP, Mackauer M: **Oviposition behavior of *Monoctonus paulensis* (Hymenoptera: Aphididae): Factors influencing reproductive allocation to hosts and host patches.** *Ann Entomol Soc Am*. 1995; **88**(2): 220–226.
[Publisher Full Text](#)
- Chen L, Fadmiro HY: **Differential electroantennogram response of females and males of two parasitoid species to host-related green leaf volatiles and**

- inducible compounds.** *Bull Entomol Res.* 2007; **97**(5): 515–522.
[PubMed Abstract](#) | [Publisher Full Text](#)
25. Graham HM, Robertson OT: **Host plants of *Heliothis virescens* and *H. zea* (Lepidoptera: Noctuidae) in the Lower Rio Grande Valley, Texas.** *Ann Entomol Soc Am.* 1970; **63**(5): 1261–1265.
[Publisher Full Text](#)
26. Rose USR, Lewis WJ, Tumlinson JH: **Specificity of systemically released cotton volatiles as attractants for specialist and generalist parasitic wasps.** *J Chem Ecol.* 1998; **24**(2): 303–319.
[Publisher Full Text](#)
27. Wei J, Wang L, Zhu J, et al.: **Plants attract parasitic wasps to defend themselves against insect pests by releasing hexenol.** *PLoS One.* 2007; **2**(9): e852.
[PubMed Abstract](#) | [Publisher Full Text](#) | [Free Full Text](#)
28. Yu H, Zhang Y, Wyckhuys KA, et al.: **Electrophysiological and behavioral responses of *Microplitis mediator* (Hymenoptera: Braconidae) to caterpillar-induced volatiles from cotton.** *Environ Entomol.* 2010; **39**(9): 600–609.
[PubMed Abstract](#) | [Publisher Full Text](#)
29. Ngumbi E, Fadamiro H: **Species and sexual differences in behavioural responses of a specialist and generalist parasitoid species to host-related volatiles.** *Bull Entomol Res.* 2012; **102**(6): 710–718.
[PubMed Abstract](#) | [Publisher Full Text](#)
30. Morawo T, Fadamiro H: **Attraction of two larval parasitoids with varying degree of host specificity to single components and a binary mixture of host-related plant volatiles.** *Chemoecology.* 2014a; **24**(4): 127–135.
[Publisher Full Text](#)
31. Ngumbi E, Chen L, Fadamiro HY: **Comparative GC-EAD responses of a specialist (*Microplitis croceipes*) and a generalist (*Cotesia marginiventris*) parasitoid to cotton volatiles induced by two caterpillar species.** *J Chem Ecol.* 2009; **35**(9): 1009–1020.
[PubMed Abstract](#) | [Publisher Full Text](#)
32. Shorey HH, Hale RL: **Mass-Rearing of the Larvae of Nine Noctuid Species on a Simple Artificial Medium.** *J Econ Entomol.* 1965; **58**(3): 522–524.
[Publisher Full Text](#)
33. Morawo T, Fadamiro H: **Identification of Key Plant-Associated Volatiles Emitted by *Heliothis virescens* Larvae that Attract the Parasitoid, *Microplitis croceipes*: Implications for Parasitoid Perception of Odor Blends.** *J Chem Ecol.* 2016; **42**(11): 1112–1121.
[PubMed Abstract](#) | [Publisher Full Text](#)
34. Morawo T, Burrows M, Fadamiro H: **Electroantennogram response of the parasitoid, *Microplitis croceipes* to host-related odors: The discrepancy between relative abundance and level of antennal responses to volatile compound [version 2; referees: 4 approved].** *F1000Res.* 2017; **5**: 2725.
[PubMed Abstract](#) | [Publisher Full Text](#) | [Free Full Text](#)
35. Wajnberg É, Haccou P: **Statistical tools for analyzing data on behavioral ecology of insect parasitoids.** In: Wajnberg É, Bernstein C, van Alphen J (eds) *Behavioral ecology of insect parasitoids: from theoretical approaches to field,* Blackwell Publishing Ltd, Oxford, UK, 2008; 402–429.
[Publisher Full Text](#)
36. Bellows TS Jr: **Effects of host and parasitoid age on search behaviour and oviposition rates in *Lariophagus distinguendus* Förster (Hymenoptera: Pteromalidae).** *Res Popul Ecol.* 1985; **27**(1): 65–76.
[Publisher Full Text](#)
37. Rajapakse RHS, Waddill VH, Ashley TR: **Effect of host age, parasitoid age and temperature on interspecific competition between *Chelonus insularis* Cresson, *Cotesia marginiventris* Cresson and *Microplitis manilae* Ashmead.** *Int J Trop Insect Sci.* 1992; **13**(1): 87–94.
[Publisher Full Text](#)
38. Amalin DM, Pena JE, Duncan RE: **Effects of host age, female parasitoid age, and host plant on parasitism of *Ceratogramma etiennei* (Hymenoptera: Trichogrammatidae).** *Fla Entomol.* 2005; **88**(1): 77–82.
[Publisher Full Text](#)
39. Ayvaz A, Karasu E, Karabörklü S, et al.: **Effects of cold storage, rearing temperature, parasitoid age, and irradiation on the performance of *Trichogramma evanescens* Westwood (Hymenoptera: Trichogrammatidae).** *J Stored Prod Res.* 2008; **44**(3): 232–240.
[Publisher Full Text](#)
40. Michaud JP: **Differences in foraging behaviour between virgin and mated aphid parasitoids (Hymenoptera: Aphididae).** *Can J Zool.* 1994; **73**(9): 1597–1602.
[Publisher Full Text](#)
41. Godfray HCJ: **The causes and consequences of constrained sex allocation in haplodiploid animals.** *Evol Biol.* 1990; **3**(1–2): 3–17.
[Publisher Full Text](#)
42. Vet LEM, Dicke M: **Ecology of infochemical use by natural enemies in a tritrophic context.** *Annu Rev Entomol.* 1992; **37**: 141–172.
[Publisher Full Text](#)
43. Tillman PG, Laster ML: **Parasitization of *Heliothis virescens* and *H. virescens-H. subflexa* backcross (Lepidoptera: Noctuidae) by *Microplitis croceipes* (Hymenoptera: Braconidae).** *Environ Entomol.* 1995; **24**(2): 409–411.
[Publisher Full Text](#)
44. Burrows M, Morawo T, Fadamiro H: **Sugar Diet Affects Odor Reception but Variation in Sugar Concentration Plays Minimal Role in the Response of the Parasitoid, *Microplitis croceipes* (Hymenoptera: Braconidae), to Host-Related Plant Volatiles.** *J Econ Entomol.* 2017; **110**(3): 971–977.
[PubMed Abstract](#) | [Publisher Full Text](#)
45. Burrows M, Morawo T, Fadamiro H: **Dataset 1 in: Do age and mating status affect olfactory response of the parasitoid, *Microplitis croceipes* (Hymenoptera: Braconidae) to host-related plant odors?** *F1000Research.* 2018. <http://www.doi.org/10.5256/f1000research.16927.d224669>
46. Burrows M, Morawo T, Fadamiro H: **Dataset 2 in: Do age and mating status affect olfactory response of the parasitoid, *Microplitis croceipes* (Hymenoptera: Braconidae) to host-related plant odors?** *F1000Research.* 2018. <http://www.doi.org/10.5256/f1000research.16927.d224670>

Open Peer Review

Current Referee Status:  

Version 1

Referee Report 05 December 2018

<https://doi.org/10.5256/f1000research.18508.r41225>



Andrea Clavijo McCormick 

Institute of Agriculture and Environment, Massey University, Palmerston North, New Zealand

The article by Burrows and coworkers investigates the olfactory responses of mated and unmated *Microplitis croceipes* females of different age-groups to host-related plant volatiles. The results indicate that age and mating status do not affect the odour-guided behaviour or EAG responses of the parasitoids.

The paper is clear and well written, citing relevant literature on the topic from previous studies by the same group and other authors. The methods used are standard in the field of chemical ecology and appropriate to answer the research question. One minor issue regarding the methods section is the inclusion of the conditions in which behavioural trials were conducted.

Temperature and relative humidity are known to affect insect behaviour; therefore it would be important to mention if the assays were conducted under controlled conditions or not. And if the second was true, which were the average values for these parameters on the assayed days.

A couple of minor style comments:

1. The use of 'and/or' in the introduction (second paragraph). It is a matter of preference but 'or' only should be sufficient.
2. In the methods section (Insects) 'L14:D10 h (L:D) photoperiod' is repetitive, either use L14:D10 h photoperiod or 14:10h L:D photoperiod.

The statistical analyses are correct and appropriate to the data collected. The data sets provided ensure the reproducibility of the study, and the results support the conclusions.

This is a high quality manuscript and I recommend it for indexing without hesitation.

Is the work clearly and accurately presented and does it cite the current literature?

Yes

Is the study design appropriate and is the work technically sound?

Yes

Are sufficient details of methods and analysis provided to allow replication by others?

Partly

If applicable, is the statistical analysis and its interpretation appropriate?

Yes

Are all the source data underlying the results available to ensure full reproducibility?

Yes

Are the conclusions drawn adequately supported by the results?

Yes

Competing Interests: No competing interests were disclosed.

Referee Expertise: Chemical Ecology, Plant-Insect Interactions, Insect Behaviour, Plant Volatiles

I have read this submission. I believe that I have an appropriate level of expertise to confirm that it is of an acceptable scientific standard.

Author Response 17 Dec 2018

Tolulope Morawo, Auburn University, USA

We thank the reviewer for the comments on the manuscript. We have indicated that the same general conditions ($25 \pm 1^\circ\text{C}$, $75 \pm 5\%$ RH) used for insect rearing were maintained during bioassays. The other two minor changes have been made as suggested.

Competing Interests: No competing interests were disclosed.

Referee Report 30 November 2018

<https://doi.org/10.5256/f1000research.18508.r40848>



Lukasz Stelinski

Department of Entomology and Nematology, Citrus Research and Education Center, University of Florida, Lake Alfred, FL, USA

This manuscript describes a set of behavioural and electrophysiological experiments testing the hypotheses that: 1) mating status and 2) age affect behavioural and antennal response of the parasitoid wasp, *Microplitis croceipes* to host-related plant odors. Both synthetic and authentic host related odors were tested. Odors were either a general green leaf volatile or volatile organic compounds induced by host (*Heliothis virescens*) feeding on plants. Overall, the data tend to reject both hypotheses. The authors postulate that *M. croceipes* display strong innate sensitivity and response to host-related odors with little plasticity due to their relative ecological host specialization.

The investigators have made numerous scientific contributions using this parasitoid-host study system over a number of years and thus their methods are well established and proven state of the art. The experiments were adequately replicated and the methods are robust and well designed to test the stated hypotheses. The data analysis is appropriate. The data is clearly presented and the conclusions are consistent with the results obtained. I have no reservations endorsing this manuscript for indexing.

Is the work clearly and accurately presented and does it cite the current literature?

Yes

Is the study design appropriate and is the work technically sound?

Yes

Are sufficient details of methods and analysis provided to allow replication by others?

Yes

If applicable, is the statistical analysis and its interpretation appropriate?

Yes

Are all the source data underlying the results available to ensure full reproducibility?

Yes

Are the conclusions drawn adequately supported by the results?

Yes

Competing Interests: No competing interests were disclosed.

I have read this submission. I believe that I have an appropriate level of expertise to confirm that it is of an acceptable scientific standard.

Author Response 17 Dec 2018

Tolulope Morawo, Auburn University, USA

We thank the reviewer for the comments on the manuscript.

Competing Interests: No competing interests were disclosed.

The benefits of publishing with F1000Research:

- Your article is published within days, with no editorial bias
- You can publish traditional articles, null/negative results, case reports, data notes and more
- The peer review process is transparent and collaborative
- Your article is indexed in PubMed after passing peer review
- Dedicated customer support at every stage

For pre-submission enquiries, contact research@f1000.com

F1000Research