






## A cross-country psychiatric screening of ICD-11 disorders specifically associated with stress in Kenya, Nigeria and Ghana

Menachem Ben-Ezra , Philip Hyland , Thanos Karatzias <sup>c,d</sup>, Andreas Maercker <sup>e</sup>, Yaira Hamama-Raz<sup>a</sup>, Osnat Lavenda<sup>a</sup>, Michal Mahat-Shamir<sup>a</sup> and Mark Shevlin <sup>f</sup>

<sup>a</sup>School of Social Work, Ariel University, Ariel, Israel; <sup>b</sup>Department of Psychology, Maynooth University, Kildare, Ireland; <sup>c</sup>Edinburgh Napier University, Edinburgh, Scotland, UK; <sup>d</sup>NHS Lothian, Rivers Centre for Traumatic Stress, Edinburgh, Scotland, UK; <sup>e</sup>Department of Psychology, Psychopathology and Clinical Intervention, University of Zürich, Zurich, Switzerland; <sup>f</sup>School of Psychology, Psychology Research Institute, Derry, Northern Ireland

### ABSTRACT

**Background:** The Global Forum for Health Research, with the support of the World Health Organization, highlighted the need to prioritize mental health research in Africa. The introduction of revised descriptions of Posttraumatic Stress Disorder (PTSD) and Adjustment Disorder, along with new diagnoses of Complex PTSD and Prolonged Grief Disorder, in the ICD-11 creates a need for additional national-level epidemiological studies on the prevalence of stress-related disorders.

**Methods:** The prevalence rates of these four ICD-11 stress disorders were assessed in three African countries including Nigeria (N = 1006), Kenya (N = 1018), and Ghana (N = 500). Participants completed disorder-specific measures for each disorder.

**Findings:** Across the entire sample, the current prevalence rate of probable Adjustment Disorder was 8.4% (95% C.I. = 7.4%, 9.6%), probable PTSD was 18.6% (95% C.I. = 17.2, 20.2%), probable Complex PTSD was 15.9% (95% C.I. = 14.5%, 17.4%) and probable Prolonged Grief Disorder was 3.7% (95% C.I. = 3.1%, 4.5%).

**Interpretation:** The results are applicable primarily to well-educated urban and suburban adults in these African countries. Results indicated that Adjustment Disorder, PTSD, and CPTSD are highly prevalent in these three African countries. There is now a pressing need to develop culturally sensitive interventions to enable recovery from these conditions.

### El tamizaje psiquiátrico en distintos países de los trastornos especialmente asociados con el estrés del CIE-11 en Kenia, Nigeria y Ghana

**Antecedentes:** El Foro Mundial por la Investigación en Salud, con el apoyo de la Organización Mundial de la Salud, enfatiza la necesidad de priorizar la investigación en salud mental en África. La introducción de las descripciones revisadas del Trastorno de Estrés Traumático (TEPT) y el Trastorno de Adaptación, en conjunto con nuevos los diagnósticos de TEPT Complejo (TEPT-C) y Trastorno de Duelo Prolongado, en el CIE-11 crea una necesidad por estudios epidemiológicos a nivel nacional adicionales en la prevalencia de los trastornos relacionados con el estrés.

**Método:** Se evaluó la prevalencia de estos cuatro trastornos de estrés del CIE-11 en tres países africanos incluyendo Nigeria (N = 1006), Kenia (N = 1018), y Ghana (N = 500). Los participantes completaron medidas específicas de los trastornos para cada trastorno.

**Resultados:** A lo largo de la muestra completa, la tasa de prevalencia actual del probable Trastorno de Adaptación fue 8,4% (I.C. 95% = 7,4%, 9,6%), probable TEPT fue 18,6% (I.C. 95% = 17,2, 20,2%), probable TEPT-C fue 15,9% (I.C. 95% = 14,5%, 17,4%), y probable Trastorno de Duelo Prolongado fue 3,7% (I.C. 95% = 3,1%, 4,5%).

**Interpretación:** Los resultados son aplicables principalmente a los adultos de zonas suburbanas y urbanas con buena educación en estos países africanos. Los resultados indican que el Trastorno de Adaptación, TEPT, y TEPT-C son altamente prevalentes en estos tres países africanos. Existe ahora una necesidad imperante de desarrollar intervenciones sensibles culturalmente para permitir la recuperación de estas condiciones.

### 在肯尼亚、尼日利亚和加纳开展的ICD-11中应激相关障碍的跨国精神病筛查

背景: 在世界卫生组织的支持下, 全球卫生研究论坛强调需要优先考虑非洲的精神健康研究。ICD-11中引入了创伤后应激障碍 (PTSD) 和适应障碍的修订说明, 以及对复杂性PTSD和延长哀伤障碍的新诊断, 这就需要对应激相关障碍的流行率进行更多全国性的流行病学研究。

方法: 在尼日利亚 (N = 1006), 肯尼亚 (N = 1018) 和加纳 (N = 500) 这三个非洲国家评估了这四种ICD-11中应激障碍的流行率。参与者完成了针对每种疾病的测量。

### ARTICLE HISTORY

Received 16 September 2019

Revised 5 December 2019

Accepted 5 December 2019

### KEYWORDS

ICD-11; stress disorders; Adjustment Disorder; Post Traumatic Stress Disorder; PTSD; Complex PTSD; Prolonged Grief Disorder; African Countries; epidemiology

### PALABRAS CLAVE

CIE-11; Trastorno de Estrés; Trastorno de Adaptación; TEPT; TEPT Complejo; África; Epidemiología

### 关键字

ICD-11; 应激障碍; 适应障碍; PTSD; 复杂性PTSD; 非洲; 流行病学

### HIGHLIGHTS

- Address the global Forum for Health Research call to prioritize mental health research in Africa.
- Compare the prevalence of the ICD-11 disorders specifically associated with stress in three African countries: Nigeria, Kenya and Ghana.
- Compared to the US, Israel and Germany, The African countries had higher prevalence rates of PTSD and Complex PTSD.

结果: 在全样本中, 可能的适应障碍现有流行率为8.4% (95%CI = 7.4%, 9.6%), 可能的PTSD为18.6% (95%CI = 17.2, 20.2%), 可能的复杂性PTSD为15.9% (95%CI = 14.5%, 17.4%) 以及可能的延长哀伤障碍为3.7% (95%CI = 3.1%, 4.5%)。

解释: 该结果主要适用于这些非洲国家中受过良好教育的城市和郊区成人。结果表明, 在这三个非洲国家中, 适应障碍, PTSD和CPTSD十分普遍。目前亟需开发具备文化敏感性的干预措施以缓解现状。

## 1. Introduction

In 2009, the Global Forum for Health Research (GFHR), with the support of the World Health Organization (WHO), emphasized the need for research in Africa to determine the prevalence of different psychiatric disorders (Sharan et al., 2009). Nearly half (43.9%) of all mental health professionals identified mental health disorders that occur within the context of traumatic life events being the top priority for empirical research (Sharan et al., 2009).

In 2018, the WHO published the 11<sup>th</sup> version of the *International Classification of Diseases* (ICD-11). The ICD-11 is used by all United Nations member states to track the prevalence rates of mental and physical disorders worldwide (First, Reed, Hyman, & Saxena, 2015). ICD-11 includes a collection of disorders specifically associated with exposure to stressful or traumatic life events including Adjustment Disorder (AjD), Posttraumatic Stress Disorder (PTSD), Complex PTSD (CPTSD), and Prolonged Grief Disorder (PGD)

(See Figure 1). CPTSD and PGD are new additions to ICD-11 while PTSD and AjD criteria have been revised markedly from the ICD-10. It is imperative, therefore, that population-based studies are conducted across the world to estimate the current prevalence rates of these conditions. Such research is in its infancy, but preliminary population-based studies indicate that 11.6% of the Israeli adult population (Ben-Ezra, Karatazias et al., 2018), 2.0% of the German adult population (Maercker, Hecker, Augsburger, & Kliem, 2018), and 7.2% of the USA adult population (Cloitre et al., 2019) qualify for a diagnosis of PTSD or CPTSD. Very few studies have examined the prevalence rates of AjD and PGD. In Germany, 2.0% of the adult population met the diagnostic criteria for AjD (Glaesmer, Romppel, Brähler, Hinz, & Maercker, 2015). This rate is lower in comparison to an Israeli study which reported a prevalence rate of 17.8% of AjD (Killikelly et al., 2019), likely due to the fact that in Israel this rate was not adjusted for the presence of other stress-related

ICD-11 Code:	ICD-11 Disorders specifically associated with stress			
	PTSD 6B40	CPTSD 6B41	PGD 6B42	AjD 6B43
Description	Post-traumatic stress disorder (PTSD) is a disorder that may develop following exposure to an extremely threatening or horrific event or series of events.	Complex post-traumatic stress disorder (Complex PTSD) is a disorder that may develop following exposure to an event or series of events of an extremely threatening or horrific nature, most commonly prolonged or repetitive events from which escape is difficult or impossible.	Prolonged grief disorder is a disturbance in which, following the death of a partner, parent, child, or other person close to the bereaved.	Adjustment disorder is a maladaptive reaction to an identifiable psychosocial stressor or multiple stressors.
Symptoms Clusters	<ol style="list-style-type: none"> <li>1) re-experiencing the traumatic event or events.</li> <li>2) avoidance of traumatic reminder.</li> <li>3) persistent perceptions of heightened current threat.</li> </ol>	<p>All diagnostic requirements for PTSD are met followed by Disturbances in Self-Organization' (DSO).</p> <ol style="list-style-type: none"> <li>1) problems in affect regulation.</li> <li>2) beliefs about oneself as diminished, defeated or worthless.</li> <li>3) difficulties in sustaining relationships and in feeling close to others.</li> </ol>	<p>Grief response characterized by:</p> <ol style="list-style-type: none"> <li>1. Longing for the deceased or persistent preoccupation with the deceased.</li> <li>2. Intense emotional pain.</li> </ol>	<p>The disorder is characterized by:</p> <ol style="list-style-type: none"> <li>1. preoccupation with the stressor or its consequences constant rumination about its implications.</li> <li>2. Failure to adapt to the stressor.</li> </ol>
Duration	The symptoms persist for at least several weeks		The grief response has persisted for an atypically long period of time following the loss (more than 6 months at a minimum).	The condition usually emerges within a month of the stressor.
Functional Impairment	The disturbance causes significant impairment in personal, family, social, educational, occupational or other important areas of functioning.			

**Figure 1.** Outline of the ICD-11 for stress disorders.

PTSD = Posttraumatic Stress Disorder; CPTSD = Complex Posttraumatic Stress Disorder; PGD = Prolonged Grief Disorder; AjD = Adjustment Disorder.

disorders. For PGD, the only national representative study was conducted in Israel and reported a prevalence rate of 2.0% (Killikelly et al., 2019).

Studies examining the prevalence of stress-related disorders on the African continent are scarce (Sankoh, Sevalie, & Weston, 2018; Sharan et al., 2009). Notable exception are studies conducted by the World Mental Health Survey Initiative which identified a lifetime PTSD operationalized in terms of the diagnostic criteria of the fourth edition of the *Diagnostic and Statistical Manual for Mental Disorders* (American Psychiatric Association, 1994) prevalence rate of 3.5% (Atwoli et al., 2013) in South Africa. In addition, another study conducted by the World Mental Health Survey Initiative in Nigeria and other countries assessed the prevalence of at least one traumatic event with prevalence rates divide to three main categories (less of 55%, between 55% and 70% and above 70%) (Benjet et al., 2016).

Another study from 2001, targeting post-conflict settings, found a prevalence rate of 15.8% in Ethiopia (refugee camps), 17.8% in the Gaza strip (community sample), 28.4% in Cambodia (returnees from the Thailand border refugee camps and community samples) and 37.4% in Algeria (settled community) (De Jong et al., 2001). No study, to date, has explored the prevalence of AjD or PGD in the African countries, namely, Nigeria, Kenya and Ghana. Additionally, no study in the world has explored the prevalence of all ICD-11 stress disorders in a single study. We aimed to fill this gap in the literature by examining the current prevalence rates of all ICD-11 stress-related disorders (AjD, PTSD, CPTSD, and PGD) among nationally representative samples drawn from three African countries; Nigeria, Kenya, and Ghana.

## 2. Methods

### 2.1. Procedure

Before commencing the study have delineated several methodological constraints in order to obtain

a meaningful sample. 1<sup>st</sup>: The intent panels should be large enough for conducting sampling based on the country's census. 2<sup>nd</sup>: The chosen countries have to be with high internet penetration and English proficiency. 3<sup>rd</sup>: The internet panel company must abide ESOMAR guidelines for intent panels ([https://www.esomar.org/uploads/public/knowledge-and-standards/codes-and-guidelines/ICESOMAR\\_Code\\_English\\_.pdf](https://www.esomar.org/uploads/public/knowledge-and-standards/codes-and-guidelines/ICESOMAR_Code_English_.pdf)). Following the above, the chosen countries were: Nigeria, Kenya & Ghana.

### 2.2. Participants

This study included a total of 2,524 participants drawn from Nigeria ( $n = 1,006$ ), Kenya ( $n = 1,018$ ), and Ghana ( $n = 500$ ). Each national sample was approximately a representative of the population based on comparison to Age and Sex in the African countries' census. However, the internet cohort panels themselves are not representative of the population. The samples were obtained via an internet panel of 26,500 Nigerians, 20,800 Kenyans, and 12,500 Ghanaians. The response rates for each sample were 23.0% (Nigeria), 34.0% (Kenya), and 33.0% (Ghana). In order to maintain a close approximation of representativeness in terms of census data on age and sex in each country, each sample was drawn from the panel using stratified and random probability sampling methods. Following ethical approval from the researchers' university (MBE), potential participants were invited to participate in the study via email. Each participant signed an electronic informed consent document before accessing the questionnaire. Eligibility for participation included citizenship of one of the aforementioned countries, being aged 18 years or older at the time of the survey and possessing English proficiency sufficient to complete the surveys. Demographic details for each sample are presented in Table 1.

**Table 1.** Basic demographics of the study samples.

	Nigeria (n = 1006)	Kenya (n = 1018)	Ghana (n = 500)
Age, Mean (SD)	30.15 (8.72)	32.23 (9.36)	28.96 (7.93)
Sex, women, n (%)	501 (49.8)	500 (49.1)	250 (50.0)
Marital status, in committed relationship, n (%)	553 (55.0)	565 (55.5)	228 (45.6)
Employment, n (%)			
Not employed, not seeking work	65 (6.5)	78 (7.7)	41 (8.2)
Not employed, seeking work	318 (31.6)	299 (29.4)	157 (31.4)
Part-time employed	198 (19.7)	183 (18.0)	84 (16.8)
Full-time employed	369 (36.7)	392 (38.5)	176 (35.2)
Voluntary work	56 (5.6)	66 (6.5)	42 (8.4)
Education, n (%)			
Primary school/No formal education	1 (0.1)	1 (0.1)	4 (0.8)
Secondary school	83 (8.3)	61 (6.0)	54 (10.8)
College/University	922 (91.7)	956 (93.9)	442 (88.4)
Area, n (%)			
Urban	611 (60.7)	709 (69.6)	297 (59.4)
Suburb	235 (23.4)	240 (23.6)	140 (28.0)
Rural	160 (15.9)	69 (6.8)	63 (12.6)

### 2.3. Measurements

*Adjustment disorder* was measured using the Adjustment Disorder New Module (ADNM-20) (Einsle, Köllner, Dannemann, & Maercker, 2010; Lorenz, Bachem, & Maercker, 2016) which consists of a list and a 20-item scale. The ADMN-20 includes two components: (a) a list of 16 common stressors (e.g. divorce, moving home, conflict with neighbours, serious illness), and (b) a list of 20 symptoms of which 19 items measure AjD symptoms and one item measures functional impairment. For the purposes of the current study, eight items were used which reflect the core symptoms associated with the ICD-11 description of AjD. These two symptom clusters are 'Preoccupations with the stressor' and 'Failure to adapt', each measured by four items. One item was used to assess functional impairment. All symptoms were answered using a 4-point Likert scale indicating how frequently each symptom was experienced (1 = never, to 4 = often). Diagnosis of AjD is made if an individual identifies a stressful life event, and there is one symptom rated  $\geq 3$  and at least two items rated  $\geq 2$  in both symptom clusters and a rating  $\geq 3$  on the functional impairment criterion. Previous research showed the ADNM-20 scores to have good internal reliability for the total scale ( $\alpha = .94$ ) and for the different subscales ( $\alpha = .80-.90$ ) (Lorenz et al., 2016). The internal consistency estimates in the present samples were excellent (Nigerian sample,  $\alpha = .94$ ; Kenyan sample,  $\alpha = .95$ ; Ghanaian sample,  $\alpha = .95$ ; full sample  $\alpha = .95$ ).

*Lifetime Traumatic Exposure* was measured using the Life Events Checklist for DSM-5 (LEC-5) (Weathers et al., 2013), a 16-item self-report measure designed to screen for potentially traumatic life events (e.g., natural disaster, physical assault, life-threatening illness/injury). For each item, respondents indicate whether they were directly exposed to the event (1 = Yes) or not (0 = No). A summed total can be calculated to represent the number of different traumatic life events ranging from 0 to 16.

*PTSD and CPTSD* symptoms were measured using the International Trauma Questionnaire (ITQ) (Cloitre et al., 2018). The ITQ includes six PTSD items and six 'Disturbances in Self-Organization' (DSO) items. The PTSD symptom clusters of re-experiencing in the here and now, avoidance, and sense of threat are measured using two items each. There are three items measuring functional impairment associated with these symptoms. The DSO symptom clusters of affective dysregulation, negative self-concept, and disturbances in the relationship are measured by two items each. Additionally, three items measure functional impairment with these symptoms. The internal consistency estimates (Nigerian sample,  $\alpha = .93$ ; Kenyan sample,  $\alpha = .93$ ;

Ghanaian sample,  $\alpha = .92$ ; full sample,  $\alpha = .93$ ) of the ITQ in this study were excellent.

PTSD items are answered in terms of how much one has been bothered by each symptom in the past month, and the DSO items are answered in terms of how one typically responds. All items were answered using a five-point Likert scale ranging from 'Not at all' (0) to 'Extremely' (4). Following standard practice in trauma research (Elklit & Shevlin, 2007; Karatzias et al., 2017), scores  $\geq 2$  ('Moderately') were used to indicate the presence of a symptom. Diagnosis of PTSD requires traumatic exposure, the endorsement of one of two symptoms from each PTSD cluster, and endorsement of functional impairment associated with these symptoms. Diagnosis of CPTSD requires trauma exposure, the endorsement of one of two symptoms from each of the six PTSD and DSO clusters, plus endorsement of functional impairment associated with both sets of symptoms. The ICD-11 taxonomic structure dictates that a person may only receive a diagnosis of PTSD or CPTSD, but not both.

*PGD* symptoms were measured by the Inventory of Complicated Grief-Revised (ICG-R) (Maciejewski, Maercker, Boelen, & Prigerson, 2016). The ICG-R identifies if a person has ever experienced a bereavement, and how long ago the bereavement occurred. Seven items measure each ICD-11 PGD symptom and one item that measures functional impairment associated with these symptoms. Based on previous research (Killikelly & Maercker, 2017; Maciejewski et al., 2016), a symptom was considered present if rated '4' or '5', and absent if rated '1', '2' or '3' on its 5-point scale. The diagnostic algorithm requires the presence of one of two 'core' symptoms (ICG-R1 and ICG-R2) and three of five 'accessory' symptoms (ICG-R3 to ICG-R7). (Maciejewski et al., 2016; Prigerson et al., 2009, 1999)

The internal consistency estimates (Nigerian sample,  $\alpha = .91$ ; Kenyan sample,  $\alpha = .92$ ; Ghanaian sample,  $\alpha = .91$ ; full sample,  $\alpha = .91$ ).

### 2.4. Statistical analysis

The analytic plan for the current study included four steps. First, the prevalence rates of AjD, PTSD, CPTSD and PGD were calculated and compared across the three countries with 95% Confidence Interval (C.I) (Newcombe, 1998; Wilson, 1927). Based on the ICD-11 diagnostic guideline, and in order to prevent illusory comorbidity and inflated prevalence rates, a diagnostic hierarchy was used in this study. Namely, AjD is considered to be the gate for stress disorders in the ICD-11 followed by more severe stress-related conditions. Therefore, a person who met the diagnostic criteria of AjD and a more severe disorder (i.e. PTSD, CPTSD or PGD) was only diagnosed with the most

severe condition. Moreover, if a person met the diagnostic criteria of PTSD and CPTSD, the diagnosis that was rendered was CPTSD. Second, a comparison for each country and each condition (AjD, PTSD, CPTSD, PGD) was conducted using Kolmogorov–Smirnov Z Statistic (Massey, 1951). Third, logistic regression was used to examine the associations between each stressful and traumatic life event and each stress-related disorder (AjD, PTSD, CPTSD, PGD) using odds ratio (OR) and 95% C.I. Fourth, a comparison between prevalence rates of stressful and traumatic events among the three countries was conducted using the non-parametric test Standard Jonckheere–Terpstra Statistic (Jonckheere, 1954; Terpstra, 1952).

### 3. Results

The most frequently endorsed stressful life events were financial problems (86.6%), followed by death of a loved one (61.6%), too much/too little work (60.0%), unemployment (59.5%), illness of a loved one (59.5%), time-related pressures (58.6%) and family conflicts (53.8%). In addition, the following stressful events differed between the African countries. These stressors include moving to a new home (34.7%; Jonckheere–Terpstra Statistic = 2.726;  $p < 0.01$ ), conflicts with the neighbours (28.6%; Jonckheere–Terpstra Statistic = 3.746;  $p < 0.001$ ), assault (20.2%; Jonckheere–Terpstra Statistic = 2.712;  $p < 0.01$ ) and divorce or separation (14.5%; Jonckheere–Terpstra Statistic = 2.644;  $p < 0.01$ ) were significant.

The most common traumatic life event was physical assault (51.8%), followed by motor vehicle accident (42.3%), serious accident at work, home, or

during recreational activity (29.8%), unwanted or uncomfortable sexual experience (28.8%), life-threatening illness or injury (26.2%) and natural disasters (25.4%). See online supporting material Tables 1a and 2a for more information.

The prevalence rate of probable AjD in Nigeria was 5.8% (95% C.I. = 4.5%, 7.4%), in Kenya was 9.5% (95% C.I. = 7.9%, 11.5%), and in Ghana was 9.6% (95% C.I. = 7.3%, 12.5%). The prevalence rate differed significantly the African countries ( $J\text{-}T_a = -3.245$ ;  $p < .001$ ) with the lowest rates reported in Nigeria and the highest rates in Ghana. The prevalence rate of probable PTSD in Nigeria was 17.4% (95% C.I. = 15.2%, 19.9%), in Kenya was 20.3% (95% C.I. = 18.0%, 22.9%), and in Ghana was 17.6% (95% C.I. = 14.5, 21.2%). Regarding CPTSD, in Nigeria the prevalence rate was 19.6% (95% C.I. = 17.3%, 22.2%), in Kenya was 13.7% (95% C.I. = 11.7%, 16.0%), and in Ghana was 13.0% (95% C.I. = 10.3%, 16.2%). Finally, the prevalence of probable PGD in Nigeria was 4.6% (95% C.I. = 3.4%, 6.0%), in Kenya was 3.4% (95% C.I. = 2.5%, 4.8%), and in Ghana was 2.6% (95% C.I. = 1.5%, 4.4%). See Table 2 for more details.

No sex differences were found in any of the conditions. For more information, see Table 3 for more details.

Results from the logistic regression analyses revealed that probable PTSD was significantly associated with exposure to natural disasters in Nigeria and Kenya (OR = 1.716 or higher [95% C.I. 1.156–2.547;  $p < 0.01$ ]) and with severe human suffering in Nigeria and Ghana (OR = 2.256 or higher [95% C.I. 1.350–3.770;  $p < 0.01$  or lower]). In addition, probable PTSD was significantly associated with serious accident at work,

**Table 2.** Prevalence of disorders associated with stress.

ICD-11 Stress disorders spectrum	Nigeria (n = 1006)	Kenya (n = 1018)	Ghana (n = 500)	Statistics	African sample (N = 2524)
Adjustment Disorder, yes, n (%)	58 (5.8)	97 (9.5)	48 (9.6)	$J\text{-}T_a = -3.245^{***a}$	212 (8.4)
PTSD, yes, n (%)	175 (17.4)	207 (20.3)	88 (17.6)	$J\text{-}T_a = 1.433$	470 (18.6)
Complex PTSD, yes, n (%)	197 (19.6)	139 (13.7)	65 (13.0)	$J\text{-}T_a = -0.526$	401 (15.9)
Prolonged Grief Disorder, yes, n (%)	46 (4.6)	35 (3.4)	13 (2.6)	$J\text{-}T_a = .199$	94 (3.7)

<sup>a</sup>Standard Jonckheere–Terpstra Statistic.

\* $p < 0.05$ ; \*\* $p < .01$ ; \*\*\* $p < .001$ .

**Table 3.** Sex ratio across countries and conditions.

ICD-11 stress disorders spectrum	Nigeria (n = 1006)	Kenya (n = 1018)	Ghana (n = 500)
Adjustment Disorder, yes, n (%)	Men:37 (5.9) Women:21 (4.4)	Men:58 (3.7) Women:39 (2.2)	Men:24 (4.8) Women:24 (4.8)
Sex comparison per country <sup>a</sup>	0.587	0.469	0.000
PTSD, yes, n (%)	Men:96 (9.5) Women:79 (7.9)	Men:102 (10.0) Women:105(10.3)	Men:52 (10.4) Women:36 (7.2)
Sex comparison per country <sup>a</sup>	0.317	0.379	0.699
Complex PTSD, yes, n (%)	Men:82 (8.2) Women:115 (11.4)	Men:61 (6.0) Women:78 (7.7)	Men:29(5.8) Women:36 (7.2)
Sex comparison per country <sup>a</sup>	1.038	0.724	0.221
Prolonged G0072ief Disorder, yes, n (%)	Men:15 (1.5) Women:31 (3.1)	Men:16 (1.5) Women:19 (1.9)	Men:7 (1.4) Women:6 (1.2)
Sex comparison per country <sup>a</sup>	0.510	0.113	0.045

<sup>a</sup>Kolmogorov–Smirnov Z Statistic.

\* $p < 0.05$ ; \*\* $p < .01$ ; \*\*\* $p < .001$ .

home, or during recreational activity in Nigeria (OR = 1.657 [95% C.I. 1.096–2.504;  $p < 0.05$ ]) and with sexual assault (OR = 2.088 [95% C.I. 1.218–3.579;  $p < 0.01$ ]). However, probable PTSD was significantly associated with physical assault (OR = 1.798 [95% C.I. 1.234–2.620;  $p < 0.01$ ]) and with sudden violent death (OR = 1.931 [95% C.I. 1.048–3.558;  $p < 0.05$ ]) in Kenya. See Table 4 for more details.

Logistic regression revealed that in each of the African countries probable CPTSD was significantly associated with severe human suffering (OR = 2.074 or higher [95% C.I. 1.261–3.411;  $p < 0.01$  or lower]). In addition, probable CPTSD was significantly associated with physical assault in Nigeria and Kenya (OR = 2.320 or higher [95% C.I. 1.516–3.551;  $p < 0.001$ ]) and with other unwanted or uncomfortable sexual experience (OR = 1.947 or higher [95% C.I. 1.272–2.979;  $p < 0.01$  or lower]). Finally, probable PTSD was significantly associated with sexual assault in Nigeria (OR = 1.688 [95% C.I. 1.044–2.731;  $p < 0.05$ ]) and with life-threatening illness or injury (OR = 1.556 [95% C.I. 1.023–2.367;

$p < 0.05$ ]). In Kenya, probable CPTSD was significantly associated with a serious accident at work, home, or during recreational activity (OR = 2.197 [95% C.I. 1.411–3.420;  $p < 0.001$ ]). In Ghana, probable CPTSD was significantly associated with life-threatening illness or injury (OR = 2.275 [95% C.I. 1.134–4.566;  $p < 0.05$ ]). See Table 5 for more details.

Results of the logistic regression revealed a significant association between probable AjD and conflicts in work–life relations in Nigeria (OR = 1.642 [95% C.I. 1.016–2.653;  $p < 0.05$ ]). In Kenya, probable AjD was significantly associated with family conflicts (OR = 2.025 [95% C.I. 1.057–3.878;  $p < 0.05$ ]). In Ghana, probable AjD was significantly associated with divorce or separation (OR = 2.739 [95% C.I. 1.187–6.319;  $p < 0.05$ ]), unemployment (OR = 2.343 [95% C.I. 1.163–4.722;  $p < 0.05$ ]), moving to a new home (OR = 2.038 [95% C.I. 1.041–3.989;  $p < 0.05$ ]) and having a serious illness (OR = 2.030 [95% C.I. 1.002–4.114;  $p < 0.05$ ]). See online supporting material Table 3a for more information.

**Table 4.** Logistic regressions for a set of traumatic events associated with PTSD – a profile for each country.

Posttraumatic stress disorder	OR (95% CI)		
	Nigeria (n = 1006)	Kenya (n = 1018)	Ghana (n = 500)
Natural disaster	1.716 (1.156–2.547)**	1.815 (1.199–2.746)**	.732 (.396–1.355)
Fire or explosion	1.155 (.749–1.780)	1.053 (.699–1.586)	1.632 (.835–3.187)
Transportation accident	1.267 (.864–1.857)	1.117 (.776–1.608)	.959 (.509–1.808)
Serious accident at work, home, or during recreational activity	1.657 (1.096–2.504)*	1.032 (.711–1.500)	.886 (.475–1.652)
Exposure to toxic substance	1.496 (.940–2.380)	1.390 (.941–2.052)	1.367 (.704–2.652)
Physical assault	1.468 (.987–2.184)	1.798 (1.234–2.620)**	.846 (.478–1.499)
Assault with a weapon	.907 (.560–1.467)	1.358 (.902–2.047)	.838 (.353–1.989)
Sexual assault	2.088 (1.218–3.579)**	1.257 (.814–1.940)	1.342 (.641–2.808)
Other unwanted or uncomfortable sexual experience	.638 (.395–1.030)	1.488 (.979–2.261)	.945 (.491–1.817)
Combat or exposure to a war-zone	.907 (.506–1.625)	1.340 (.837–2.146)	1.875 (.551–6.387)
Captivity	.400 (.157–1.021)	.946 (.450–1.988)	.705 (.105–4.718)
Life-threatening illness or injury	1.126 (.730–1.736)	1.130 (.746–1.711)	1.843 (.996–3.410)
Severe human suffering	2.256 (1.350–3.770)**	1.356 (.833–2.207)	3.283 (1.682–6.407)***
Sudden, violent death	.750 (.417–1.350)	1.931 (1.048–3.558)*	.471 (.136–1.637)
Sudden, unexpected death of someone close to you	1.309 (.816–2.102)	.830 (.510–1.352)	1.681 (.729–3.878)
Serious injury, harm or death you caused to someone else	.811 (.410–1.601)	1.121 (.575–2.186)	.792 (.301–2.084)

Controlled for demographics (age, sex, marital status, education, area).

\* $p < 0.05$ ; \*\* $p < .01$ ; \*\*\* $p < .001$ .

**Table 5.** Logistic regressions for a set of traumatic events associated with CPTSD – a profile for each country.

Complex posttraumatic stress disorder	OR (95% CI)		
	Nigeria (n = 1006)	Kenya (n = 1018)	Ghana (n = 500)
Natural disaster	1.229 (.805–1.875)	1.093 (.639–1.871)	.462 (.212–1.010)
Fire or explosion	1.290 (.839–1.983)	1.078 (.658–1.767)	1.075 (.449–2.578)
Transportation accident	.995 (.670–1.479)	.777 (.492–1.229)	1.373 (.680–2.771)
Serious accident at work, home, or during recreational activity	1.453 (.951–2.218)	2.197 (1.411–3.420)***	1.280 (.644–2.544)
Exposure to toxic substance	1.285 (.798–2.069)	1.039 (.637–1.692)	1.496 (.710–3.153)
Physical assault	2.320 (1.516–3.551)***	3.467 (2.082–5.771)***	1.845 (.947–3.596)
Assault with a weapon	1.336 (.845–2.113)	.884 (.532–1.467)	1.197 (.499–2.874)
Sexual assault	1.688 (1.044–2.731)*	1.390 (.824–2.346)	1.727 (.794–3.757)
Other unwanted or uncomfortable sexual experience	1.947 (1.272–2.979)**	2.344 (1.467–3.747)***	1.545 (.737–3.238)
Combat or exposure to a war-zone	.823 (.465–1.455)	1.009 (.557–1.828)	1.648 (.365–7.435)
Captivity	.799 (.362–1.765)	.787 (.333–1.859)	1.252 (.224–7.008)
Life-threatening illness or injury	1.556 (1.023–2.367)*	.931 (.557–1.558)	2.275 (1.134–4.566)*
Severe human suffering	2.074 (1.261–3.411)**	3.147 (1.862–5.320)***	3.015 (1.433–6.341)***
Sudden, violent death	1.113 (.649–1.908)	1.426 (.681–2.987)	1.238 (.332–4.624)
Sudden, unexpected death of someone close to you	1.254 (.794–1.979)	.947 (.535–1.677)	.825 (.295–2.309)
Serious injury, harm or death you caused to someone else	1.068 (.587–1.943)	1.298 (.596–2.827)	1.523 (.587–3.950)

Controlled for demographics (age, sex, marital status, education, area).

\* $p < 0.05$ ; \*\* $p < .01$ ; \*\*\* $p < .001$ .

The results of the logistic regression revealed a significant association of probable PGD with the unexpected death of someone close in Nigeria (OR = 3.085 or higher [95% C.I. 1.518–6.268;  $p < 0.01$ ]). See online supporting material Table 4a for more information.

#### 4. Discussion

Our findings show that probable AjD rates are lowest in Nigeria (5.8%) followed by Kenya (9.5%) and Ghana (9.6%). These rates are lower than those found in Israel (17.8%) (Ben-Ezra, Mahat-Shamir, Lorenz, Lavenda, & Maercker, 2018). However, it is important to note that contrary to the probable AjD rates in Israel which also included cases of probable PTSD, CPTSD, and PGD, the present rates include only probable AjD cases with no other comorbid conditions. According to the ICD-11 hierarchical diagnostic rules, if a person fulfils criteria for two or more diagnoses, they will only be diagnosed with the most severe diagnosis. AjD is considered the less severe condition, followed by PTSD and CPTSD which is the most severe condition. While the prevalence rates of AjD were low in the present study, they should be viewed as transitory stressors that can change over time. However, this is far less true when considering more debilitating conditions such as PTSD and CPTSD.

PTSD rates in the African countries ranged from 17.4% to 20.3%. These rates are considerably higher when compared with other countries such as Israel (9.0%) (Ben-Ezra, Karatazias et al., 2018), Germany (1.5%) (Maercker et al., 2018), and the US (3.4%) (Cloitre et al., 2019). Furthermore, these prevalence rates are more pronounced for CPTSD. While in the African countries the prevalence of CPTSD ranged between 13.0% and 19.6%, the rate in the US was 3.8% (Cloitre et al., 2019), in Israel it was 2.6% (Ben-Ezra, Karatazias et al., 2018), and in Germany it was 0.5% (Maercker et al., 2018). These studies used a similar instrument as in the current study that are based on the ICD-11.

It is uncertain why prevalence rates of PTSD and CPTSD in these African countries are higher compared to those in Germany, the US, and Israel. It might well be the case that there are higher levels of exposure to stressful and traumatic life events in these African countries compared to the other countries' studies. Using the same methods as presented in the World Mental Health survey in which they looked in at least of exposure to traumatic event (Benjet et al., 2016), the results of their study in comparison to other countries our results reveal that the African countries ranked top in exposure to a least one traumatic event (Nigeria 88.6%; Kenya 89.1%; Ghana 85.2%). These rates put them in line and above with countries with the highest rate of exposure

to at least one traumatic event (Ukraine 84.6%; Peru 83.1%; Columbia 82.7% and U.S. 82.7%) for more information on other countries with lower rates (see, Benjet et al., 2016).

In the present study, in seven stressful events out of 16, the prevalence rate was more than 50%. With regard to traumatic life events, six out of 16 traumatic events had a prevalence rate of over 25%. These events range from traumatic events affecting the individual such as unwanted sexual experiences, physical assault, and life-threatening illness or injuries, to natural disasters that affect the population at large. Exposure rates to traumatic life events in these African countries are high when comparing these to other nationally representative samples. For example, the rates of exposure to traumatic events in Germany are very low ranging from (0.6–7.7%) (First et al., 2015). Further research is required to confirm these findings although high prevalence rates of PTSD and CPTSD in the African countries demonstrate the need for appropriate care to aid recovery from these debilitating conditions (Sankoh et al., 2018; Sharan et al., 2009). Finally, the prevalence rates of PGD in the three African countries ranged from 2.6% to 4.6%, reasonably similar to what was found in Israel (2.0%) (Killikelly et al., 2019).

Considering the prevalence rates of all these disorders collectively, it appears that almost half of the population in the aforementioned African countries have a probable one stress disorder (ranging from probable AjD via PTSD and CPTSD ending at PGD), even when applying the most conservative and stringent diagnostic rules (47.3% of the sample in Nigeria, 47.0% of the sample in Kenya and 42.8% of the sample in Ghana). However, one should take into account that there is a potential cultural bias in both the potential imposing of western views on psychological trauma on non-western countries (Summerfield, 1995) and conducting screening for stress disorders in low resource settings (Kagee, Tsai, Lund, & Tomlinson, 2013). Moreover, as Psychiatry is a European concept along with the clear distinction between somatic illness and mental illness (body–mind dualism). These distinctions and concepts are not necessarily valid in other cultures (Gopalkrishnan, 2018). Taking this into account, the study focused only on core symptoms as part of an ongoing endeavour to validate the ICD-11 as a global standard measure of mental health.

These findings highlight an urgent need to develop and implement appropriate and effective treatments for stress disorders in the African countries. There is currently little evidence on the effectiveness of existing interventions for these conditions in the African countries' context. These findings highlight the need to strengthen mental health service provision and access (Petersen et al., 2017; Rathod et al., 2017) in the African countries. Poor access to, and lack of

adequate mental health services in the African countries will result in poor recovery rates from these mental health problems (Sankoh et al., 2018). Significant financial problems and lack of resources, which are present for many people living in these African countries may compromise the ability to cope with stressful life events and successfully adapt to the hardships of life. Resource theory (Hobfoll, 1989) has taught us that the loss of resources in the face of adversity not only depletes existing resource but also prevents successful coping. Furthermore, the prevalence rates of stress-related disorders observed in the present study will ultimately have an impact on the economy, prosperity, and development of a country in general. There is ample evidence to suggest a significant association between stress, economic crisis, and health costs (Hassard, Teoh, Visockaite, Dewe, & Cox, 2018; Mucci, Giorgi, Roncaioli, Perez, & Arcangeli, 2016).

Several limitations are associated with the present study. Although it is the first study to examine the prevalence rates of the different ICD-11 disorders associated with stress, results may not be generalizable to other nations. The unique cultural and political context of the African countries impedes such generalizations. Our response rates (23.0% in Nigeria, 34.0% in Kenya, 33.0% in Ghana) were low, albeit similar to a previous national sample in Israel (31.0%) (Ben-Ezra, Karatazias et al., 2018). However, the method used in this study was internet sampling which has a higher likelihood of yielding low response rates compared to phone surveys or face-to-face interviews. It is important to highlight that internet studies can adequately provide representative samples of a population based on key demographic factors (Bodas, Siman-Tov, Kreitler, & Peleg, 2017). Furthermore, the use of a self-report method of symptom endorsement, as opposed to a clinician-administered diagnostic interview, may have overestimated diagnostic rates. Finally, the sample is skewed towards highly educated individuals. Although high rates of mental health distress were observed in the present study, education itself is a protective factor against mental health distress (Ford, Grasso, Elhai, & Courtois, 2015). Another major limitation is that results are applicable primarily to well-educated urban and suburban adults in these countries. The fact that >90% had attended college (and 99% had at least secondary school education) and 84–93% lived in urban or suburban settings clearly means the results are not applicable to less educated and rural adults. Finally, we have to take into account another potential bias regarding internet access that will be more prevalent among those with higher education, economic status and English proficiency.

There are several avenues for future research. First, there is a need for more epidemiological studies in other countries in the African countries in order to replicate these findings (Sankoh et al., 2018; Sharan

et al., 2009). Considering that the ICD-11 is a global initiative of the WHO, epidemiological studies covering more countries across the globe will allow cross-cultural comparisons with regards to mental health distress. Specific focus on disorders associated with stress will enable a better understanding of these conditions across different populations.

#### 4.1. Implications for policy and practice

The study may give a rough estimation of the prevalence of stressful and traumatic events along with stress disorders per ICD-11 in African countries. These countries are seldom targeted for large mental health surveys. In this study, we tried to answer the call by the Global Forum for Health Research (GFHR) (Sharan et al., 2009). The study may imply that policymakers should take into account stressful and traumatic events as impeding forces of flourishing and growth. This stance should reflect on clinical practice as well. The aforementioned prevalence may use to devise unorthodox trauma therapy outside the box that is less conventional in the Western setting. For example, active outreach along with allying local and tribal healers who should be educated in basic mental health care and useful interventions and therapy techniques will enable to spread first aid mental health across the African countries by these agents. Moreover, allying with local and tribal healers also will help adapt Western therapy techniques by overcoming cross-cultural barriers. Another option that will be practical is to use the internet as a platform for delivering E-mental health to remote places and further enhance mental health education of local and tribal healers.

#### Disclosure statement

No potential conflict of interest was reported by the authors.

#### Funding

The study was funded by an internal research grant awarded to Professor Ben-Ezra from Ariel University [RA1700000037].

#### ORCID

Menachem Ben-Ezra  <http://orcid.org/0000-0002-7890-2069>

Philip Hyland  <http://orcid.org/0000-0002-9574-7128>

Thanos Karatazias  <http://orcid.org/0000-0002-3002-0630>

Andreas Maercker  <http://orcid.org/0000-0001-6925-3266>

Mark Shevlin  <http://orcid.org/0000-0001-6262-5223>

#### References

American Psychiatric Association. (1994). *Diagnostic and statistical manual of mental disorders* (4th ed.). Washington: Author.



- Atwoli, L., Stein, D. J., Williams, D. R., McLaughlin, K. A., Petukhova, M., Kessler, R. C., & Koenen, K. C. (2013). Trauma and posttraumatic stress disorder in South Africa: Analysis from the South African Stress and Health Study. *BMC Psychiatry*, *13*, 182.
- Ben-Ezra, M., Karatzias, T., Hyland, P., Brewin, C. R., Cloitre, M., Bisson, J. I., ... Shevlin, M. (2018). Posttraumatic stress disorder (PTSD) and complex PTSD (CPTSD) as per ICD-11 proposals: A population study in Israel. *Depression and Anxiety*, *35*, 264–274.
- Ben-Ezra, M., Mahat-Shamir, M., Lorenz, L., Lavenda, O., & Maercker, A. (2018). Screening of adjustment disorder: Scale based on the ICD-11 and the adjustment disorder new module. *Journal of Psychiatric Research*, *103*, 91–96.
- Benjet, C., Bromet, E., Karam, E. G., Kessler, R. C., McLaughlin, K. A., Ruscio, A. M., ... Koenen, K. C. (2016). The epidemiology of traumatic event exposure worldwide: Results from the world mental health survey consortium. *Psychological medicine*, *46*, 327–343.
- Bodas, M., Siman-Tov, M., Kreitler, S., & Peleg, K. (2017). Psychological correlates of civilian preparedness for conflicts. *Disaster Medicine and Public Health Preparedness*, *11*, 451–459.
- Cloitre, M., Hyland, P., Bisson, J. I., Brewin, C. R., Roberts, N. P., Karatzias, T., & Shevlin, M. (2019). ICD-11 PTSD and Complex PTSD in the USA: A population-based study. *Journal of Traumatic Stress*, *32* (6), 833–842. doi: 10.1002/jts.22454
- Cloitre, M., Shevlin, M., Brewin, C. R., Bisson, J. I., Roberts, N. P., Maercker, A., ... Hyland, P. (2018). The International Trauma Questionnaire: Development of a self-report measure of ICD-11 PTSD and complex PTSD. *Acta Psychiatrica Scandinavica*, *138*, 536–546.
- De Jong, J. T. V. M., Komproe, I. H., Van Ommeren, M., El Masri, M., Araya, M., Khaled, N., ... Somasundaram, D. (2001). Lifetime events and posttraumatic stress disorder in 4 postconflict settings. *JAMA*, *286*, 555–562.
- Einsle, F., Köllner, V., Dannemann, S., & Maercker, A. (2010). Development and validation of a self-report for the assessment of adjustment disorders. *Psychology, Health & Medicine*, *15*, 584–595.
- Elklit, A., & Shevlin, M. (2007). The structure of PTSD symptoms: A test of alternative models using confirmatory factor analysis. *British Journal of Clinical Psychology*, *46*, 299–313.
- First, M. B., Reed, G. M., Hyman, S. E., & Saxena, S. (2015). The development of the ICD-11 clinical descriptions and diagnostic guidelines for mental and behavioural disorders. *World Psychiatry: Official Journal of the World Psychiatric Association (WPA)*, *14*, 82–90.
- Ford, J. D., Grasso, D. J., Elhai, J. D., & Courtois, C. A. (2015). *Posttraumatic stress disorder: Scientific and professional dimensions*. San Diego: Academic Press.
- Glaesmer, H., Romppel, M., Brähler, E., Hinz, A., & Maercker, A. (2015). Adjustment disorder as proposed for ICD-11: Dimensionality and symptom differentiation. *Psychiatry Research*, *229*, 940–948.
- Gopalkrishnan, N. (2018). Cultural diversity and mental health: Considerations for policy and practice. *Frontiers in Public Health*, *6*, 179.
- Hassard, J., Teoh, K. R., Visockaite, G., Dewe, P., & Cox, T. (2018). The cost of work-related stress to society: A systematic review. *Journal of Occupational Health Psychology*, *23*, 1–17.
- Hobfoll, S. E. (1989). Conservation of resources: A new attempt at conceptualizing stress. *American Psychologist*, *44*, 513–524.
- Jonckheere, A. R. (1954). A distribution-free k-sample test against ordered alternatives. *Biometrika*, *41*, 133–145.
- Kagee, A., Tsai, A. C., Lund, C., & Tomlinson, M. (2013). Screening for common mental disorders in low resource settings: Reasons for caution and a way forward. *International health*, *5*(1), 11–4.
- Karatzias, T., Shevlin, M., Fyvie, C., Hyland, P., Efthymiadou, E., Wilson, D., ... Cloitre, M. (2017). Evidence of distinct profiles of posttraumatic stress disorder (PTSD) and complex posttraumatic stress disorder (CPTSD) based on the new ICD-11 trauma questionnaire (ICD-TQ). *Journal of Affective Disorders*, *207*, 181–187.
- Killikelly, C., Lorenz, L., Bauer, S., Mahat-Shamir, M., Ben-Ezra, M., & Maercker, A. (2019). Prolonged Grief Disorder: Its co-occurrence with Adjustment Disorder and Post Traumatic Stress Disorder in a bereaved Israeli general-population sample. *Journal of Affective Disorders*, *249*, 307–314.
- Killikelly, C., & Maercker, A. (2017). Prolonged grief disorder for ICD-11: The primacy of clinical utility and international applicability. *European Journal of Psychotraumatology*, *8*, 1476441.
- Lorenz, L., Bachem, R. C., & Maercker, A. (2016). The Adjustment Disorder–New Module 20 as a screening instrument: Cluster analysis and cut-off values. *The International Journal of Occupational and Environmental Medicine*, *7*, 215–220.
- Maciejewski, P. K., Maercker, A., Boelen, P. A., & Prigerson, H. G. (2016). “Prolonged grief disorder” and “persistent complex bereavement disorder”, but not “complicated grief”, are one and the same diagnostic entity: An analysis of data from the Yale Bereavement Study. *World Psychiatry: Official Journal of the World Psychiatric Association (WPA)*, *15*, 266–275.
- Maercker, A., Hecker, T., Augsburger, M., & Kliem, S. (2018). ICD-11 prevalence rates of posttraumatic stress disorder and complex posttraumatic stress disorder in a German nationwide sample. *The Journal of Nervous and Mental Disease*, *206*, 270–276.
- Massey, F. J. (1951). The Kolmogorov-Smirnov test for goodness of fit. *Journal of the American Statistical Association*, *46*, 68–78.
- Mucci, N., Giorgi, G., Roncaioli, M., Perez, J. F., & Arcangeli, G. (2016). The correlation between stress and economic crisis: A systematic review. *Neuropsychiatric Disease and Treatment*, *12*, 983–993.
- Newcombe, R. G. (1998). Two-sided confidence intervals for the single proportion: Comparison of seven methods. *Statistics in Medicine*, *17*, 857–887.
- Petersen, I., Marais, D., Abdulmalik, J., Ahuja, S., Alem, A., Chisholm, D., ... Shidhaye, R. (2017). Strengthening mental health system governance in six low- and middle-income countries in Africa and South Asia: Challenges, needs and potential strategies. *Health Policy and Planning*, *32*, 699–709.
- Prigerson, H. G., Horowitz, M. J., Jacobs, S. C., Parkes, C. M., Aslan, M., Goodkin, K., ... Bonanno, G. (2009). Prolonged grief disorder: Psychometric validation of criteria proposed for DSM-V and ICD-11. *PLoS Medicine*, *6*, e1000121.
- Prigerson, H. G., Shear, M. K., Jacobs, S. C., Reynolds, C. F., Maciejewski, P. K., Davidson, J. R., ... Widiger, T. A. (1999). Consensus criteria for traumatic

- grief: A preliminary empirical test. *The British Journal of Psychiatry: The Journal of Mental Science*, 174, 67–73.
- Rathod, S., Pinninti, N., Irfan, M., Gorczynski, P., Rathod, P., Gega, L., & Naeem, F. (2017). Mental health service provision in low-and middle-income countries. *Health Services Insights*, 10, 11786329–17694350.
- Sankoh, O., Sevalie, S., & Weston, M. (2018). Mental health in Africa. *The Lancet Global Health*, 6, e954–e955.
- Sharan, P., Gallo, C., Gureje, O., Lamberte, E., Mari, J. J., Mazzotti, G., ... de Francisco, A. (2009). Mental health research priorities in low-and middle-income countries of Africa, Asia, Latin America and the Caribbean. *The British Journal of Psychiatry: The Journal of Mental Science*, 195, 354–363.
- Summerfield, D. (1995). Debriefing after psychological trauma. Inappropriate exporting of western culture may cause additional harm. *BMJ*, 311(7003), 509.
- Terpstra, T. J. (1952). The asymptotic normality and consistency of Kendall's test against trend, when ties are present in one ranking. *Indagationes Mathematicae (Proceedings)*, 14, 327–333.
- Weathers, F. W., Blake, D. D., Schnurr, P. P., Kaloupek, D. G., Marx, B. P., & Keane, T. M. (2013). The life events checklist for DSM-5 (LEC-5). *Instrument available from the National Center for PTSD*. Retrieved from [www.ptsd.va.gov](http://www.ptsd.va.gov).
- Wilson, E. B. (1927). Probable inference, the law of succession, and statistical inference. *Journal of the American Statistical Association*, 22, 209–212.